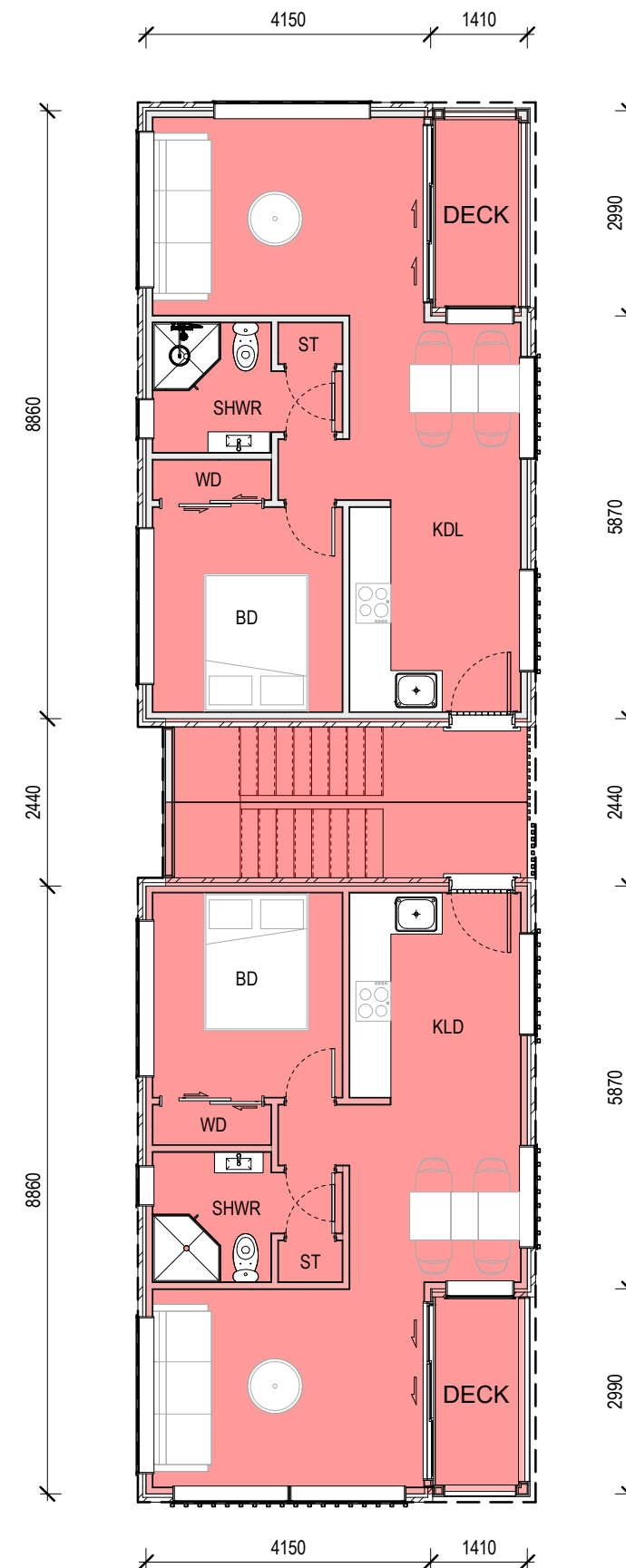
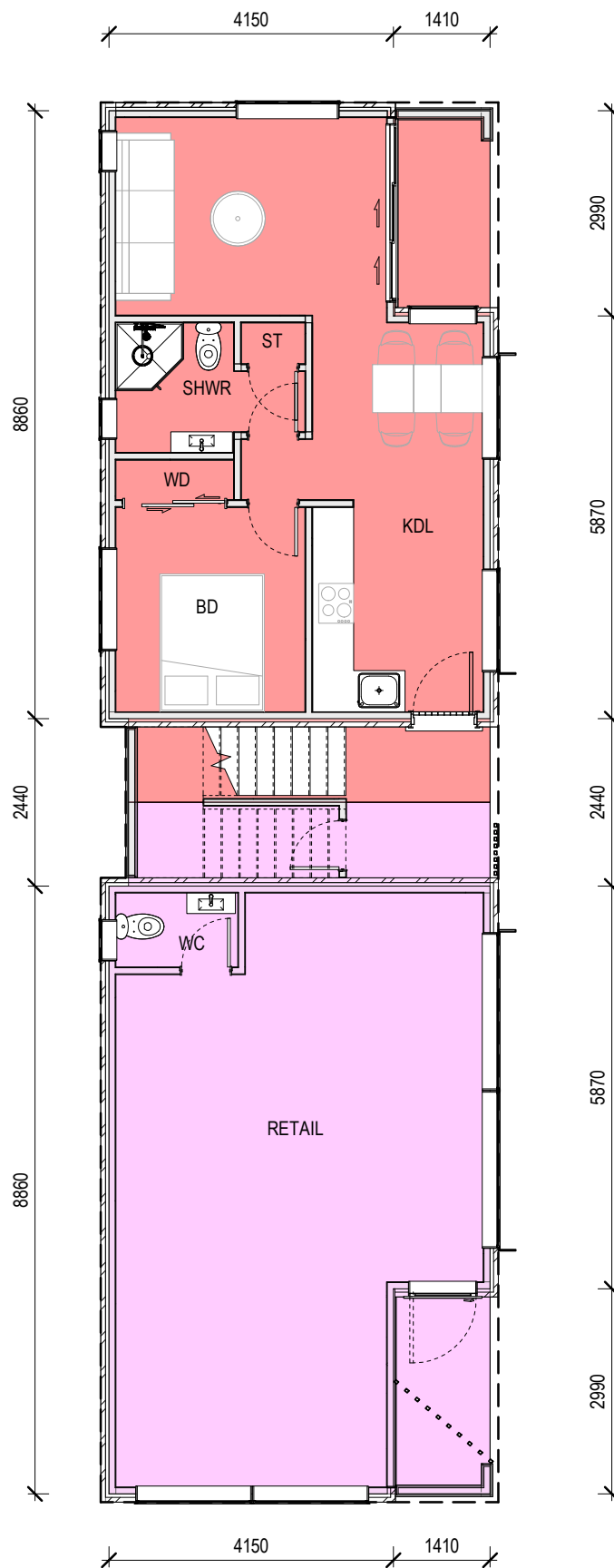
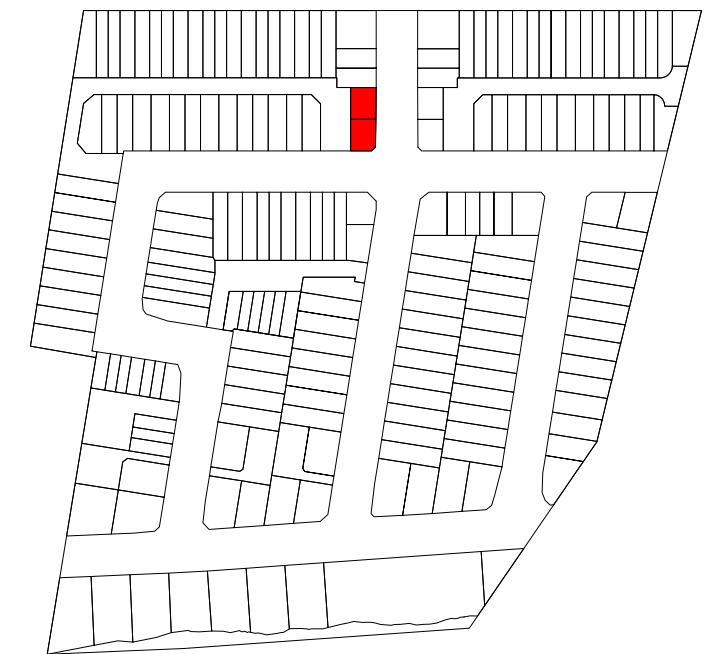


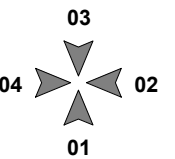
**TYPE APT-A&RA**



**1** Ground Floor  
 1 : 100

**2** First Floor  
 1 : 100

**FLOOR AREA PER UNIT: 45M<sup>2</sup>**  
**DECK AREA PER UNIT: 5M<sup>2</sup>**  
**BREEZEWAY AREA PER UNIT: 6M<sup>2</sup>**  
**TOTAL UNITS: 4**  
**TOTAL AREA: 224M<sup>2</sup>**



ISSUE	DATE	REVISION
1	24/02/2023	S92
0	27/10/2022	S92

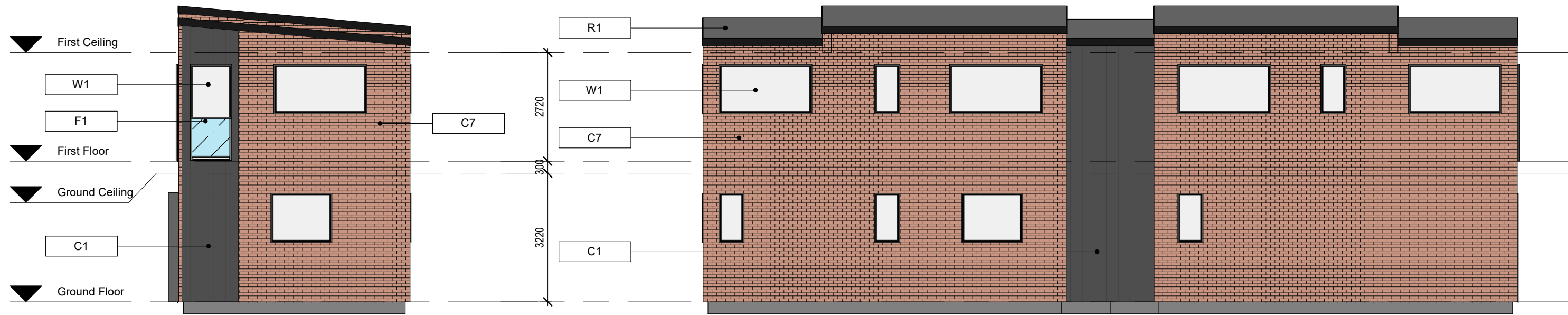
New Subdivision at  
 14&14A Scott Road  
 Hobsonville  
 Auckland 0618

**TYPE APT-A&RA - UNIT PLAN**

purpose	
proj no	BA2022019
scale	1 : 100 @A3
status	RC

dwn	BA	dwg no	A-5000	issue	1
-----	----	--------	--------	-------	---

Do not scale this drawing. Verify all dimensions on commencing any work. Copyright © This drawing property of Basalt Architecture Ltd. Reproduction in whole or in part without prior consent is forbidden.



1 Elevation 01  
1 : 100

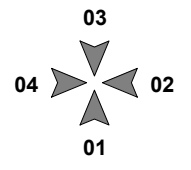
2 Elevation 02  
1 : 100



3 Elevation 03  
1 : 100

4 Elevation 04  
1 : 100

Key Notes	
C1	Wall Cladding: Fibre Cement vertical weatherboard (Dark Grey)
C7	Wall Cladding: Clay brick veneer (Red)
F1	Glass Balustrade
F2	Metal Balustrade
R1	Roofing: Profiled longrun metal roofing
W1	Aluminium Joinery



ISSUE	DATE	REVISION
1	24/02/2023	S92
0	27/10/2022	S92

New Subdivision at  
14&14A Scott Road  
Hobsonville  
Auckland 0618

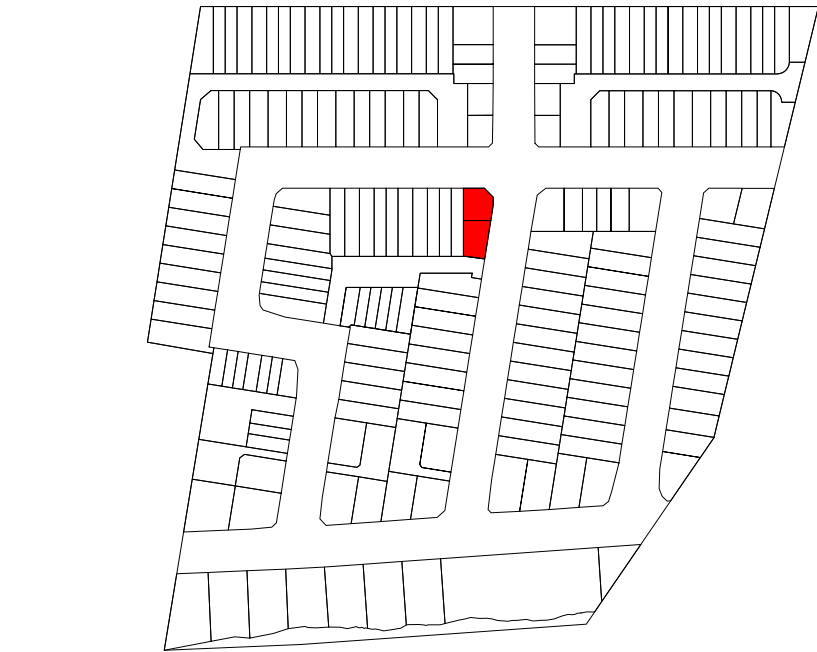
TYPE APT-A&RA -  
ELEVATIONS

purpose	proj no BA2022019
scale 1 : 100 @A3	
status RC	

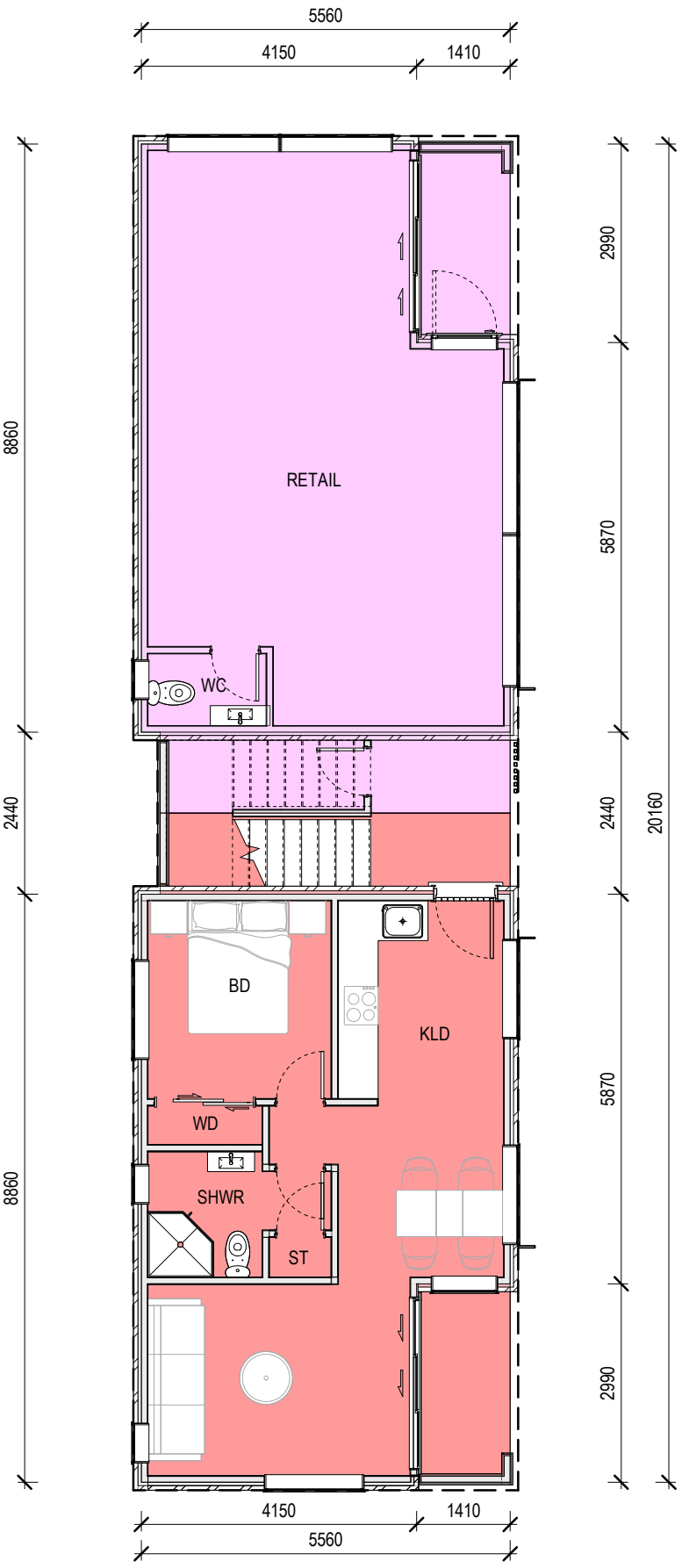
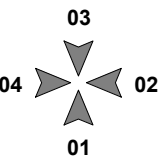
dwn	BA	dwg no	A-5001	issue	1
-----	----	--------	--------	-------	---

Do not scale this drawing. Verify all dimensions on commencing any work. Copyright © This drawing property of Basalt Architecture Ltd. Reproduction in whole or in part without prior consent is forbidden.

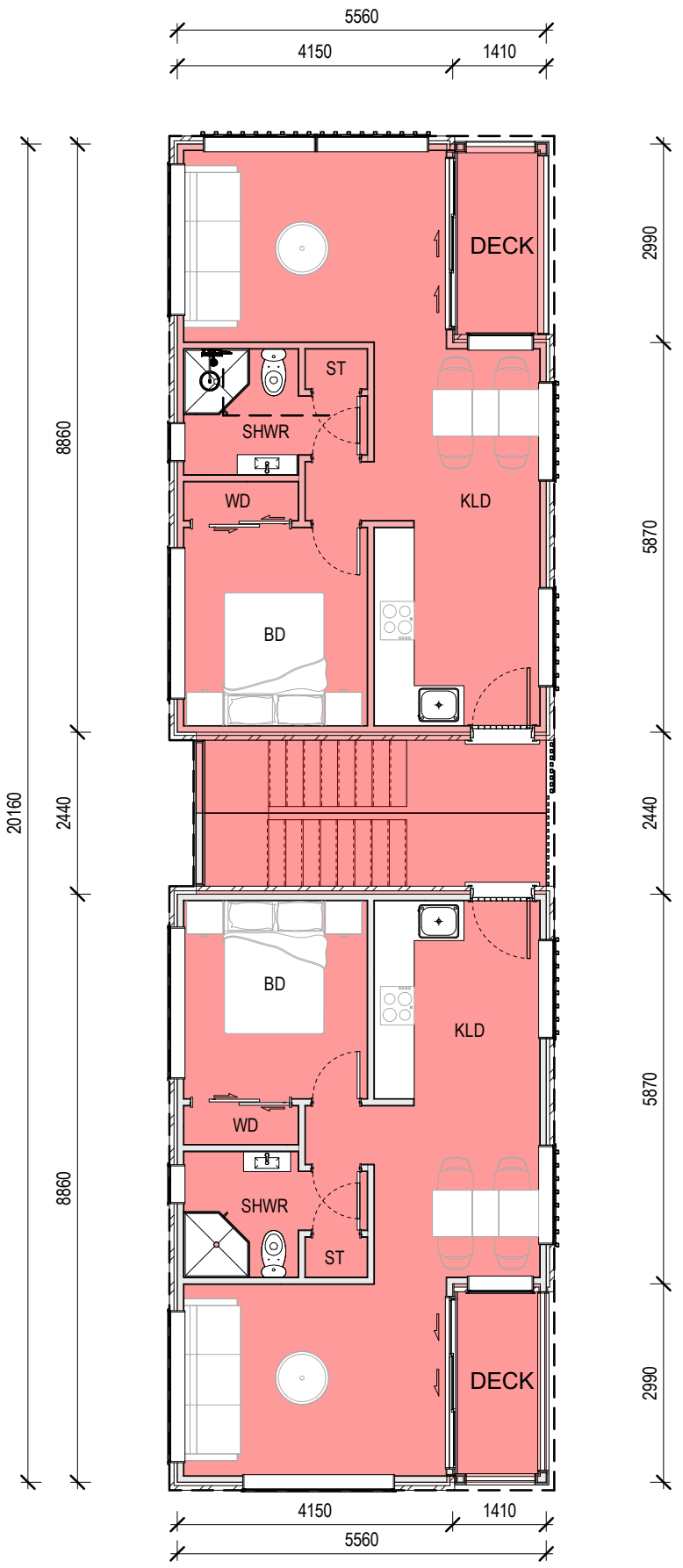
**BASALT ARCHITECTURE**  
INFO@BASALTARCHITECTURE.COM



**FLOOR AREA PER UNIT: 45M<sup>2</sup>**  
**DECK AREA PER UNIT: 5M<sup>2</sup>**  
**BREEZEWAY AREA PER UNIT: 6M<sup>2</sup>**  
**TOTAL UNITS: 4**  
**TOTAL AREA: 224M<sup>2</sup>**



**1** Ground Floor  
1 : 100



**2** First Floor  
1 : 100

ISSUE	DATE	REVISION
1	24/02/2023	S92
0	27/10/2022	S92

New Subdivision at  
14&14A Scott Road  
Hobsonville  
Auckland 0618

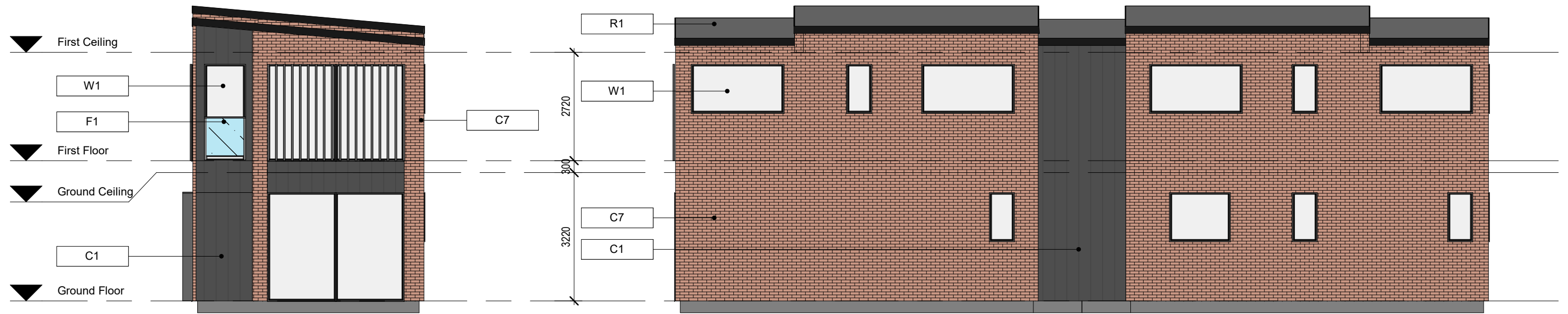
**TYPE APT-A&RB - UNIT PLAN**

purpose	
proj no	BA2022019
scale	1 : 100 @A3
status	RC

dwn	BA	dwg no	A-5000	issue	1
-----	----	--------	--------	-------	---

Do not scale this drawing. Verify all dimensions on commencing any work. Copyright © This drawing property of Basalt Architecture Ltd. Reproduction in whole or in part without prior consent is forbidden.

**BASALT ARCHITECTURE**  
 INFO@BASALTARCHITECTURE.COM



1 Elevation 01  
1 : 100

2 Elevation 02  
1 : 100

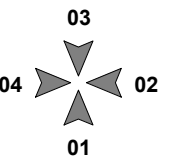


3 Elevation 03  
1 : 100

4 Elevation 04  
1 : 100

Key Notes

C1	Wall Cladding: Fibre Cement vertical weatherboard (Dark Grey)
C7	Wall Cladding: Clay brick veneer (Red)
F1	Glass Balustrade
F2	Metal Balustrade
R1	Roofing: Profiled longrun metal roofing
W1	Aluminium Joinery



ISSUE	DATE	REVISION
1	24/02/2023	S92
0	27/10/2022	S92

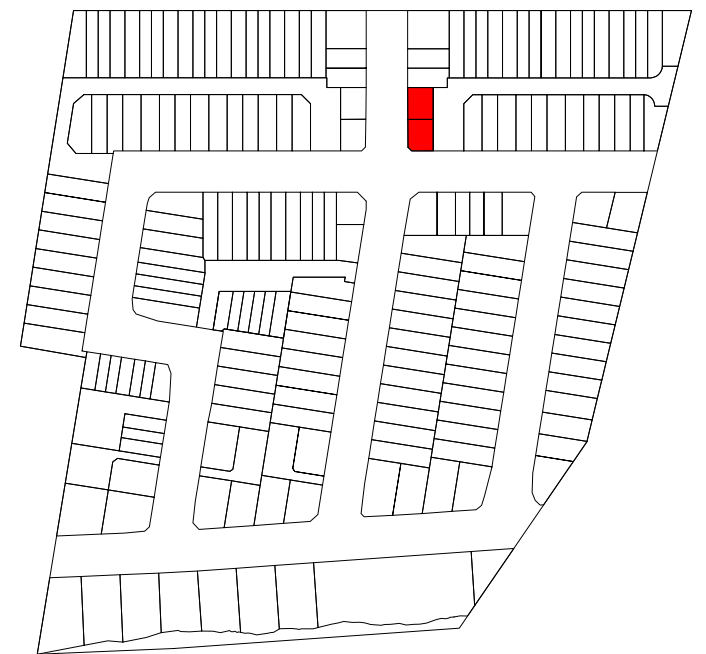
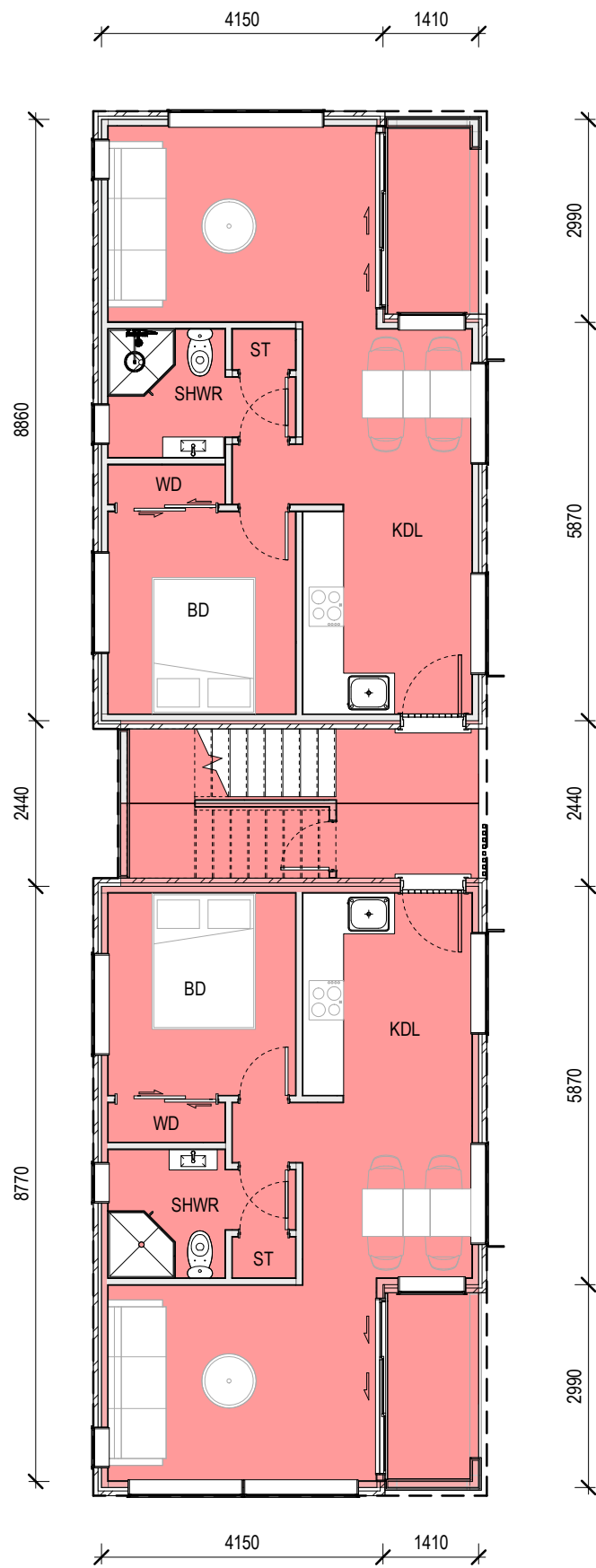
New Subdivision at  
14&14A Scott Road  
Hobsonville  
Auckland 0618

TYPE APT-A&RB -  
ELEVATIONS

purpose	
proj no	BA2022019
scale	1 : 100 @A3
status	RC

dwn	BA	dwg no	A-5001	issue	1
-----	----	--------	--------	-------	---

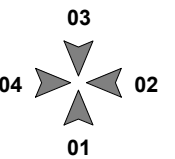
Do not scale this drawing. Verify all dimensions on commencing any work. Copyright © This drawing property of Basalt Architecture Ltd. Reproduction in whole or in part without prior consent is forbidden.



1 Ground Floor  
1 : 100

2 First Floor  
1 : 100

FLOOR AREA PER UNIT: 45M<sup>2</sup>  
 DECK AREA PER UNIT: 5M<sup>2</sup>  
 BREEZEWAY AREA PER UNIT: 6M<sup>2</sup>  
 TOTAL UNITS: 4  
 TOTAL AREA: 224M<sup>2</sup>



ISSUE	DATE	REVISION
1	24/02/2023	S92
0	27/10/2022	S92

New Subdivision at  
 14&14A Scott Road  
 Hobsonville  
 Auckland 0618

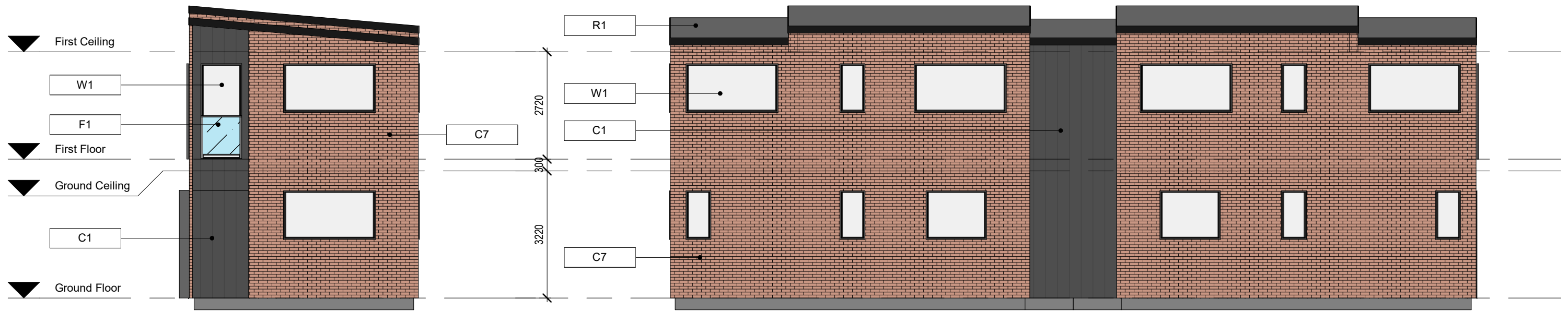
TYPE APT-A - UNIT PLAN

purpose	
proj no	BA2022019
scale	1 : 100 @A3
status	RC

dwn	BA	dwg no	A-5000	issue	1
-----	----	--------	--------	-------	---

Do not scale this drawing. Verify all dimensions on commencing any work. Copyright © This drawing property of Basalt Architecture Ltd. Reproduction in whole or in part without prior consent is forbidden.

**BASALT ARCHITECTURE**  
 INFO@BASALTARCHITECTURE.COM



1 Elevation 01  
1 : 100

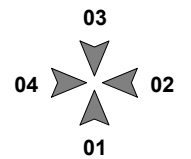
2 Elevation 02  
1 : 100



3 Elevation 03  
1 : 100

4 Elevation 04  
1 : 100

Key Notes	
C1	Wall Cladding: Fibre Cement vertical weatherboard (Dark Grey)
C7	Wall Cladding: Clay brick veneer (Red)
F1	Glass Balustrade
F2	Metal Balustrade
R1	Roofing: Profiled longrun metal roofing
W1	Aluminium Joinery



ISSUE	DATE	REVISION
1	24/02/2023	S92
0	27/10/2022	S92

New Subdivision at  
14&14A Scott Road  
Hobsonville  
Auckland 0618

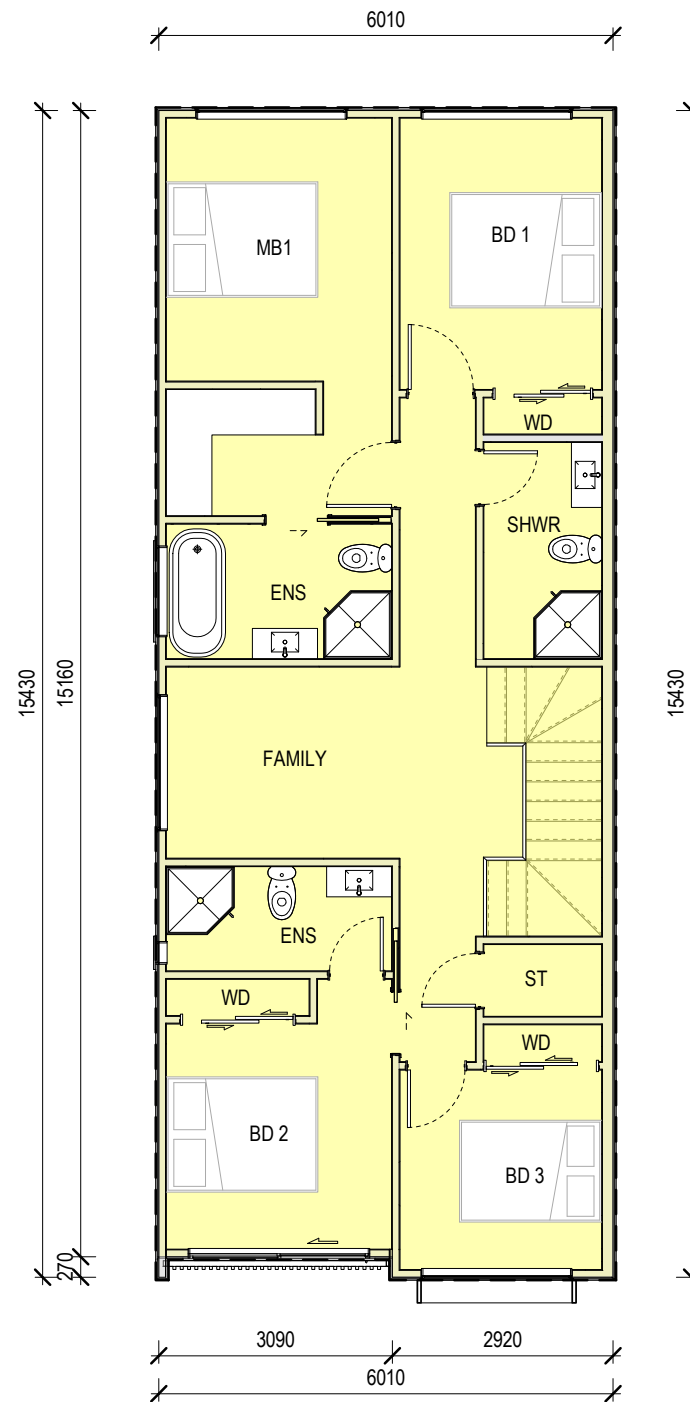
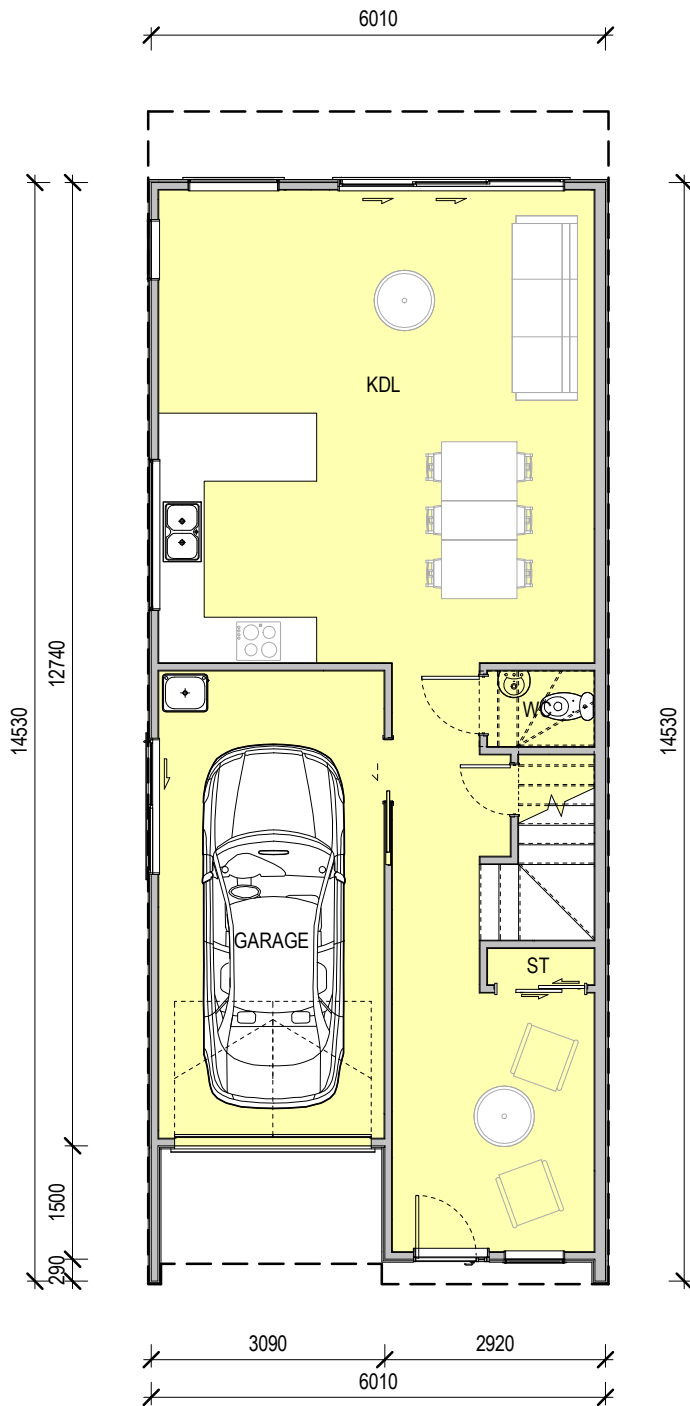
TYPE APT-A - ELEVATIONS

purpose	proj no BA2022019
scale 1 : 100 @A3	
status RC	

dwn	BA	dwg no	A-5001	issue	1
-----	----	--------	--------	-------	---

Do not scale this drawing. Verify all dimensions on commencing any work. Copyright © This drawing property of Basalt Architecture Ltd. Reproduction in whole or in part without prior consent is forbidden.

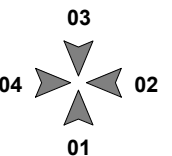
**BASALT ARCHITECTURE**  
INFO@BASALTARCHITECTURE.COM



1 Ground Floor  
1 : 100

2 First Floor  
1 : 100

GROUND FLOOR AREA: 81M<sup>2</sup>  
FIRST FLOOR AREA: 92M<sup>2</sup>  
TOTAL AREA: 173M<sup>2</sup>



ISSUE	DATE	REVISION
1	24/04/2023	S92
0	27/10/2022	S92

New Subdivision at  
14 & 14a Scott Road  
Hobsonville  
Auckland 0618

TYPE D-A1 - UNIT PLAN

purpose	
proj no	BA2022019
scale	1 : 100 @A3
status	RC

dwn	BA	dwg no	A-5000	issue	1
-----	----	--------	--------	-------	---

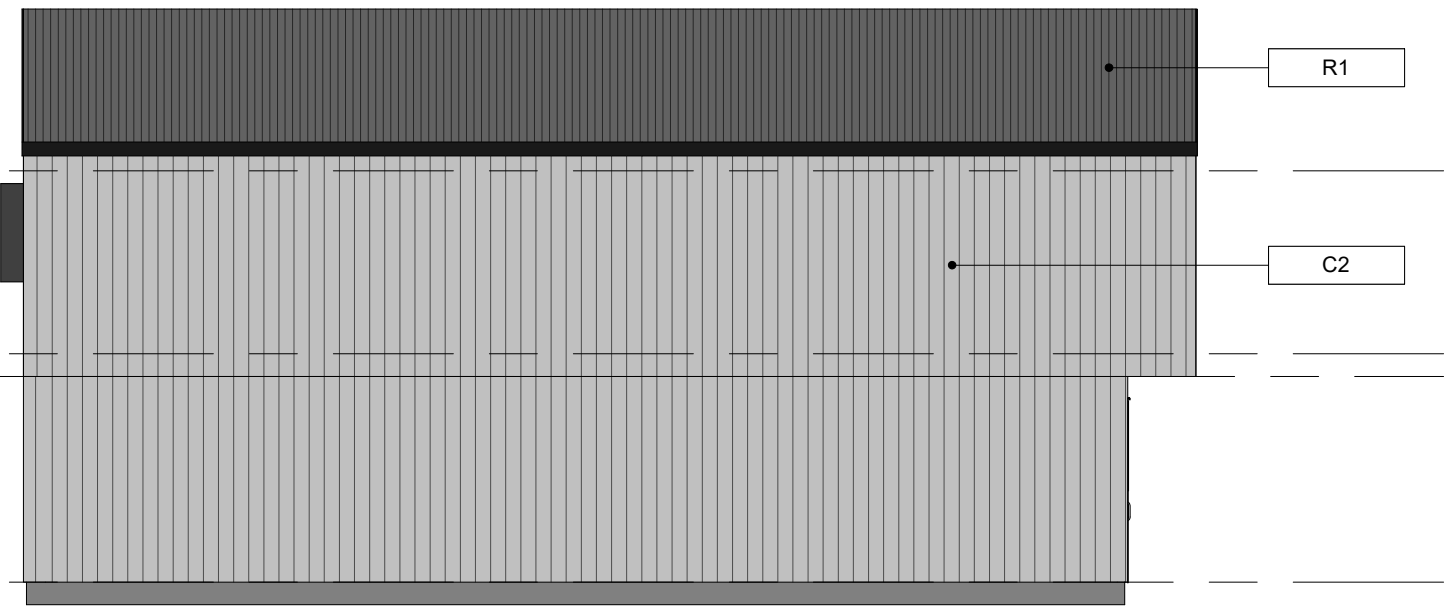
Do not scale this drawing. Verify all dimensions on commencing any work. Copyright © This drawing property of Basalt Architecture Ltd. Reproduction in whole or in part without prior consent is forbidden.

**BASALT ARCHITECTURE**

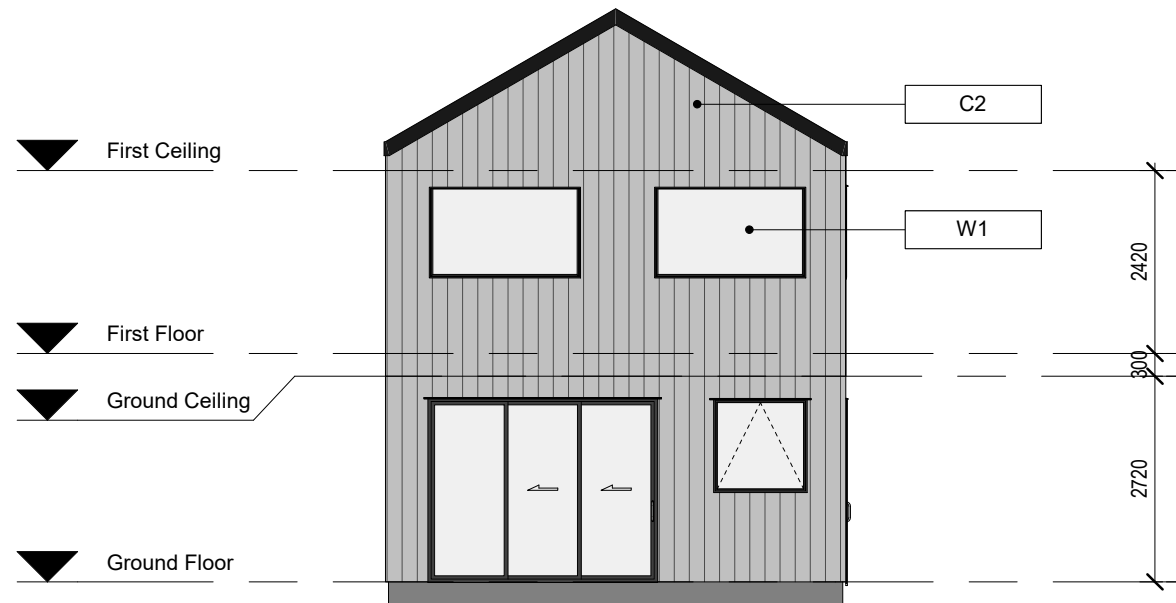
INFO@BASALTARCHITECTURE.COM



1 Elevation 01  
1 : 100



2 Elevation 02  
1 : 100



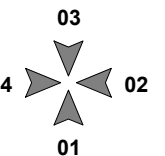
3 Elevation 03  
1 : 100



4 Elevation 04  
1 : 100

Key Notes

C1	Wall Cladding: Fibre Cement vertical weatherboard (Dark Grey)
C2	Wall Cladding: Fibre Cement vertical weatherboard (Light Grey)
D2	Garage Door
F2	Metal Balustrade
R1	Roofing: Profiled longrun metal roofing
W1	Aluminium Joinery



ISSUE	DATE	REVISION
1	24/04/2023	S92
0	27/10/2022	S92

New Subdivision at  
14 & 14a Scott Road  
Hobsonville  
Auckland 0618

TYPE D-A1 - ELEVATIONS

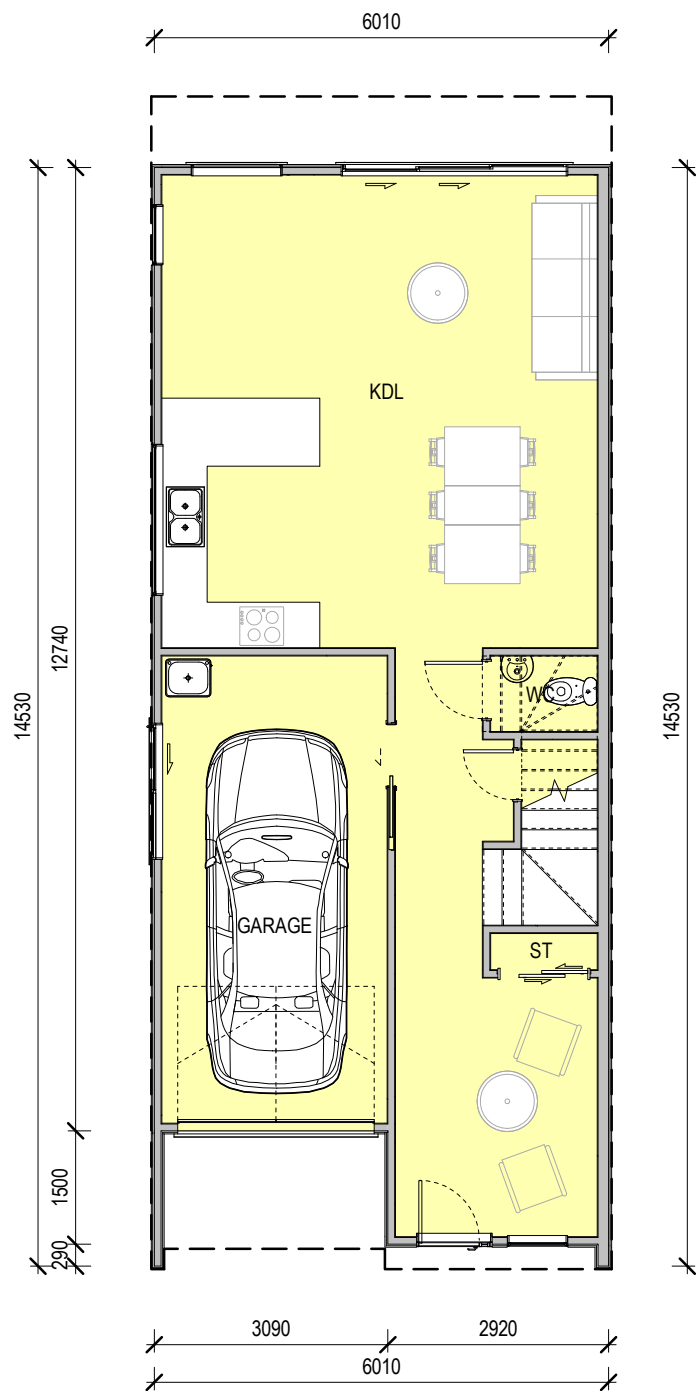
purpose	
proj no	BA2022019
scale	1 : 100 @A3
status	RC

dwn	BA	dwg no	A-5001	issue	1
Do not scale this drawing. Verify all dimensions on commencing any work. Copyright © This drawing property of Basalt Architecture Ltd. Reproduction in whole or in part without prior consent is forbidden.					

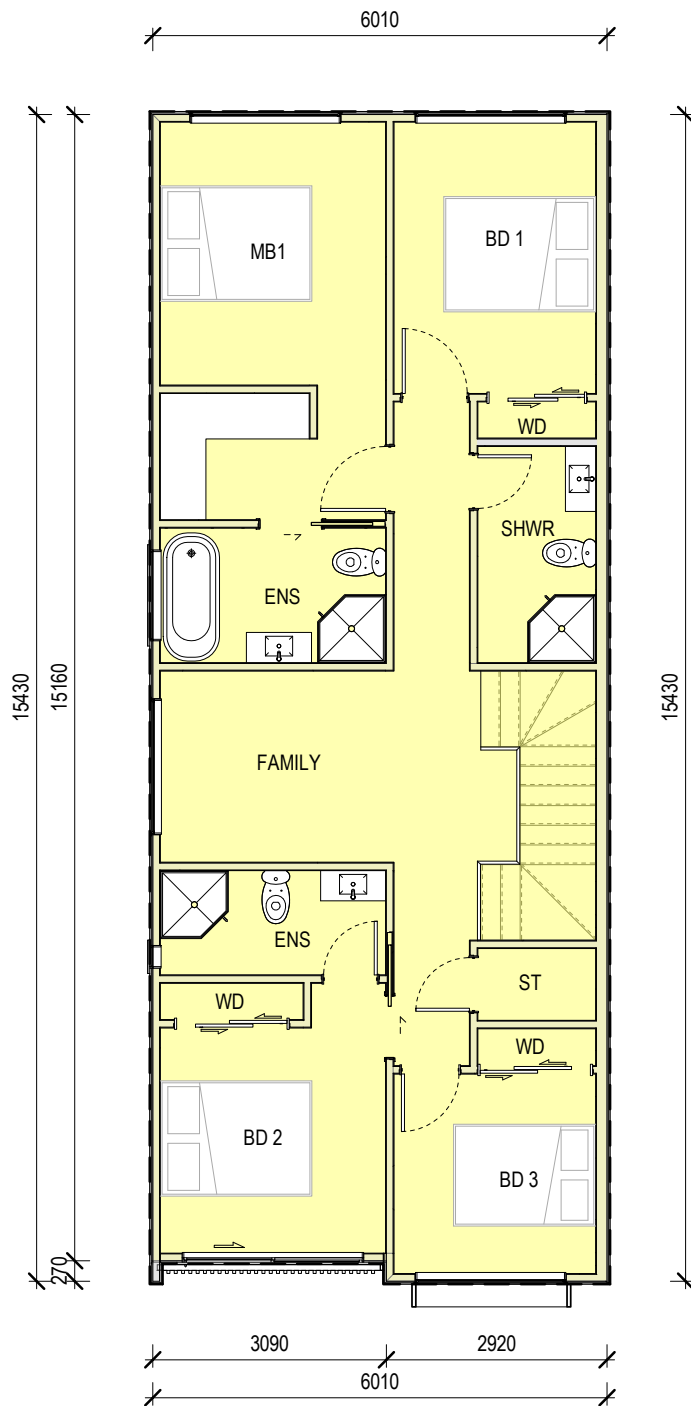
**BASALT ARCHITECTURE**

INFO@BASALTARCHITECTURE.COM





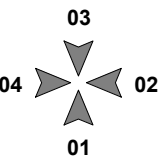
1 Ground Floor  
1 : 100



2 First Floor  
1 : 100



GROUND FLOOR AREA: 81M<sup>2</sup>  
FIRST FLOOR AREA: 92M<sup>2</sup>  
TOTAL AREA: 173M<sup>2</sup>



ISSUE	DATE	REVISION
1	24/04/2023	S92
0	27/10/2022	S92

New Subdivision at  
14 & 14a Scott Road  
Hobsonville  
Auckland 0618

TYPE D-A2 - UNIT PLAN

purpose	
proj no	BA2022019
scale	1 : 100 @A3
status	RC


dwn	BA	dwg no	A-5000	issue	1
-----	----	--------	--------	-------	---

Do not scale this drawing. Verify all dimensions on commencing any work. Copyright © This drawing property of Basalt Architecture Ltd. Reproduction in whole or in part without prior consent is forbidden.

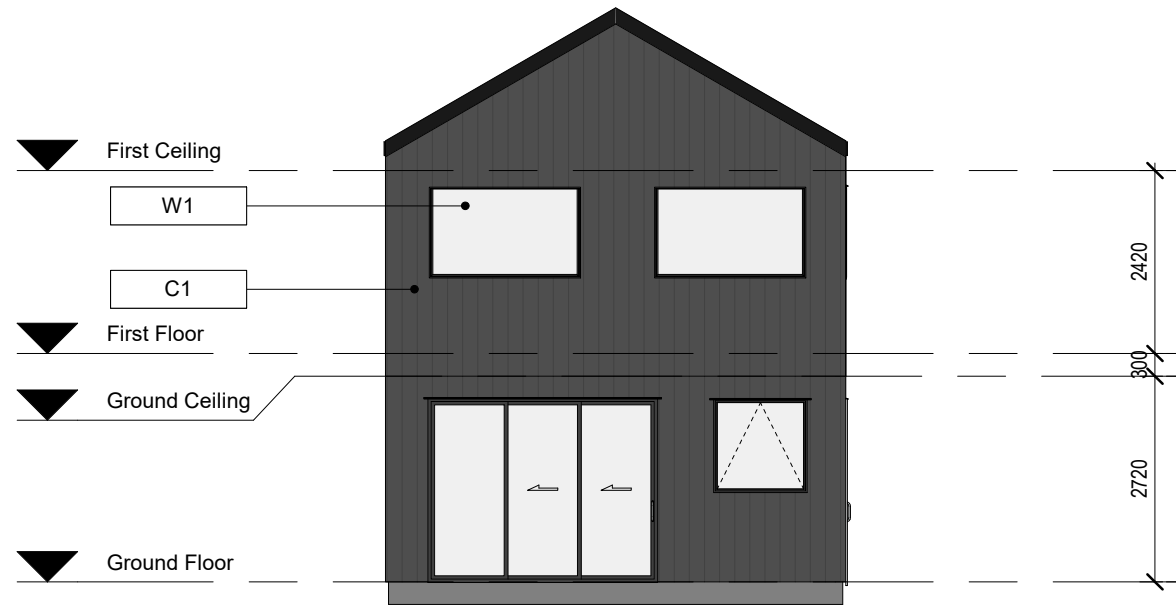
**BASALT ARCHITECTURE**  
INFO@BASALTARCHITECTURE.COM



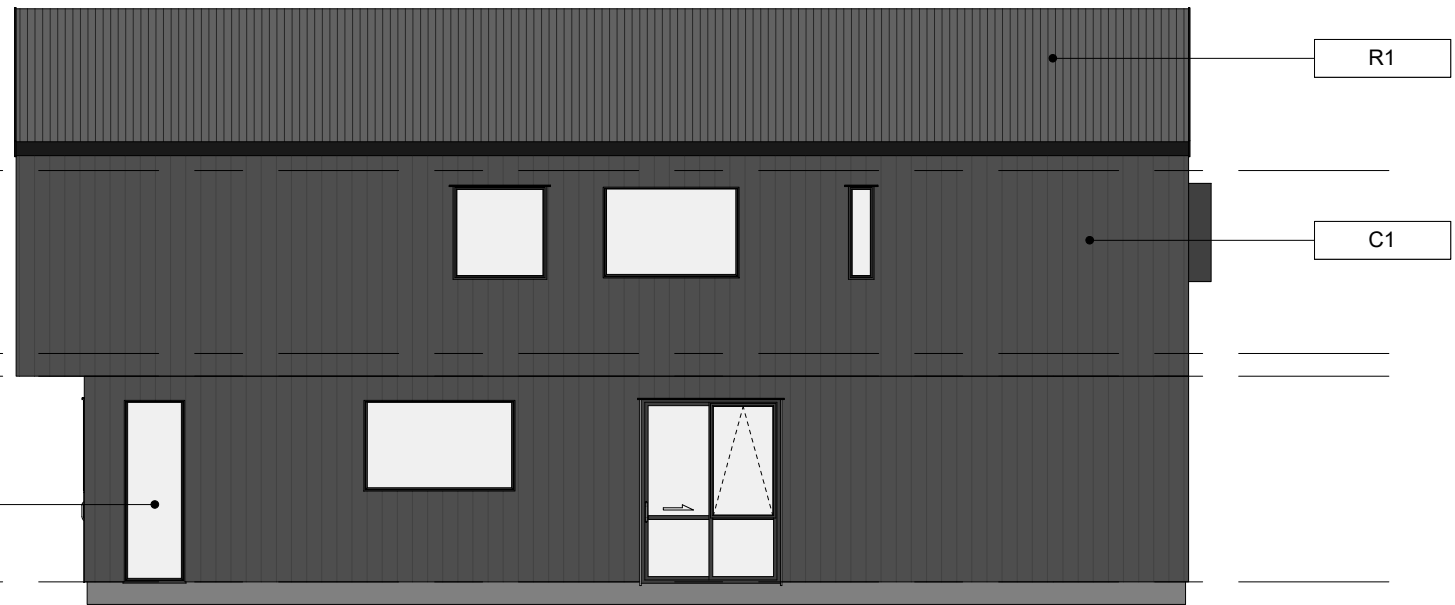
1 Elevation 01  
1 : 100



2 Elevation 02  
1 : 100

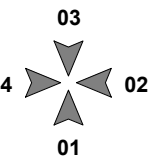


3 Elevation 03  
1 : 100



4 Elevation 04  
1 : 100

Key Notes	
C1	Wall Cladding: Fibre Cement vertical weatherboard (Dark Grey)
C3	Wall Cladding: Vertical timber weatherboard (Natural Wood Stain)
D2	Garage Door
F2	Metal Balustrade
R1	Roofing: Profiled longrun metal roofing
W1	Aluminium Joinery



ISSUE	DATE	REVISION
1	24/04/2023	S92
0	27/10/2022	S92

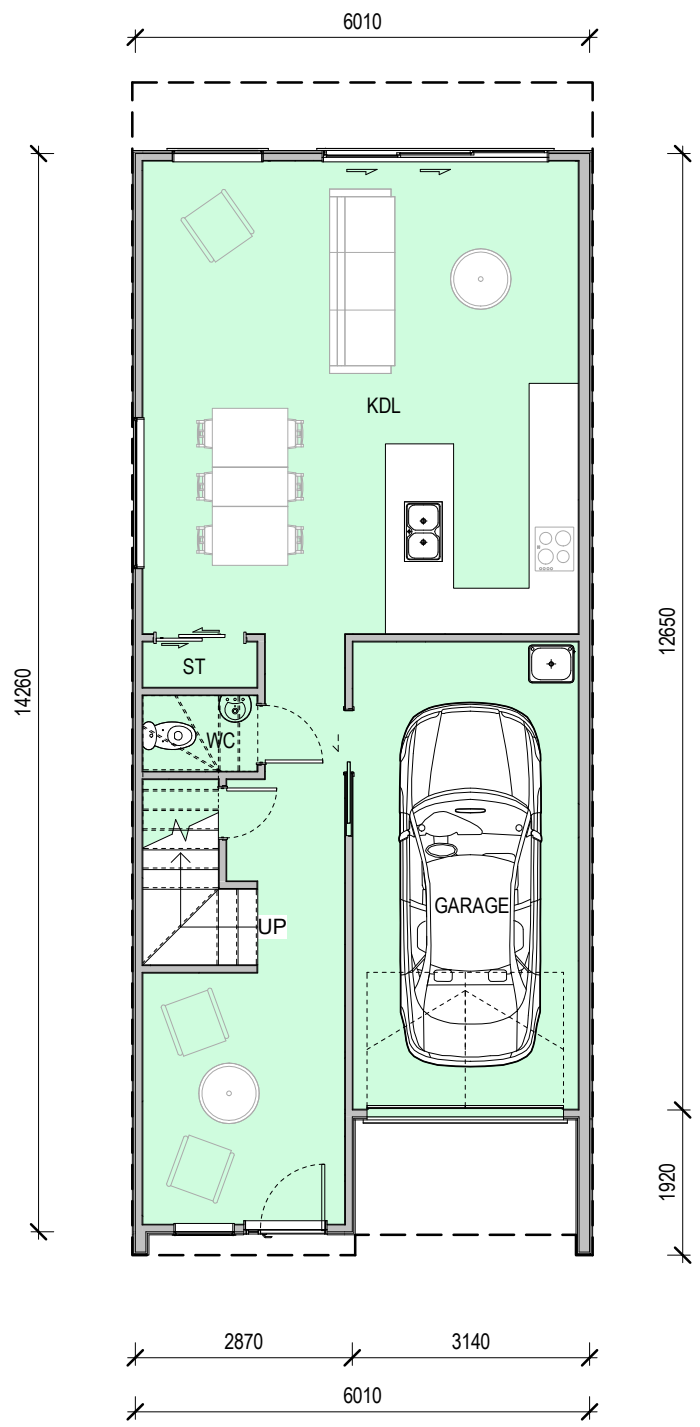
New Subdivision at  
14 & 14a Scott Road  
Hobsonville  
Auckland 0618

TYPE D-A2 - ELEVATIONS

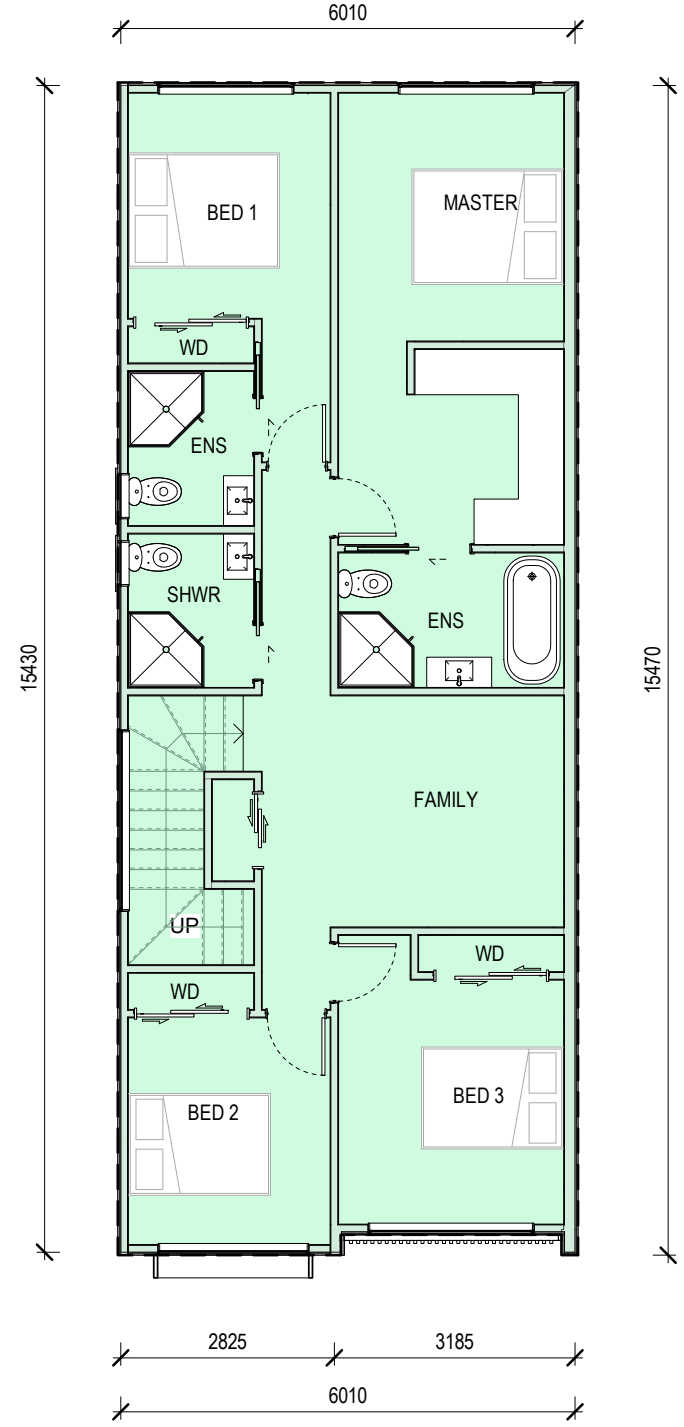
purpose	
proj no	BA2022019
scale	1 : 100 @A3
status	RC

dwn	BA	dwg no	A-5001	issue	1
Do not scale this drawing. Verify all dimensions on commencing any work. Copyright © This drawing property of Basalt Architecture Ltd. Reproduction in whole or in part without prior consent is forbidden.					

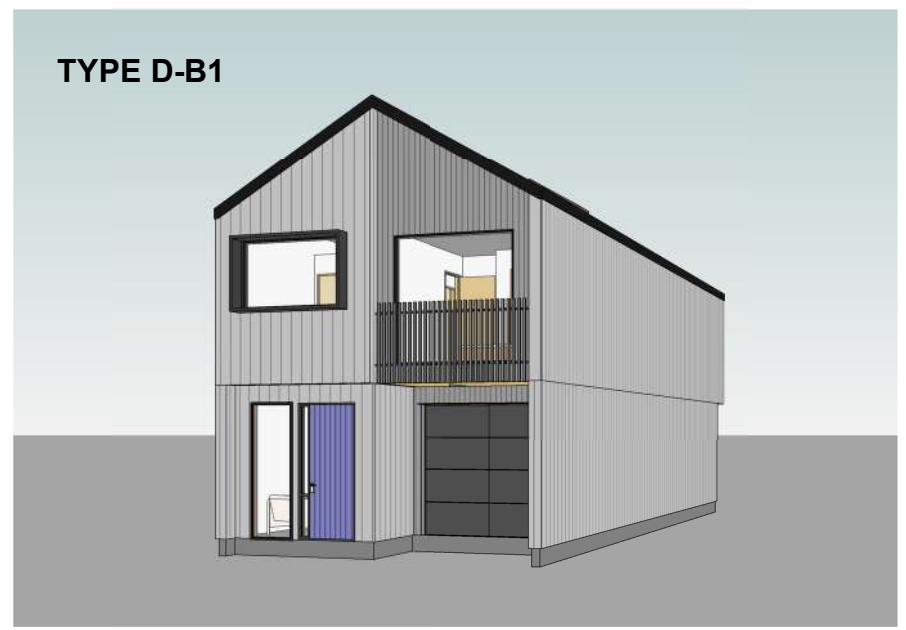
**BASALT ARCHITECTURE**  
INFO@BASALTARCHITECTURE.COM



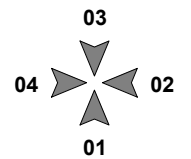
1 Ground Floor  
1 : 100



2 First Floor  
1 : 100



GROUND FLOOR AREA: 81M<sup>2</sup>  
FIRST FLOOR AREA: 92M<sup>2</sup>  
TOTAL AREA: 173M<sup>2</sup>



ISSUE	DATE	REVISION
1	24/04/2023	S92
0	27/10/2022	S92

New Subdivision at  
14 & 14a Scott Road  
Hobsonville  
Auckland 0618

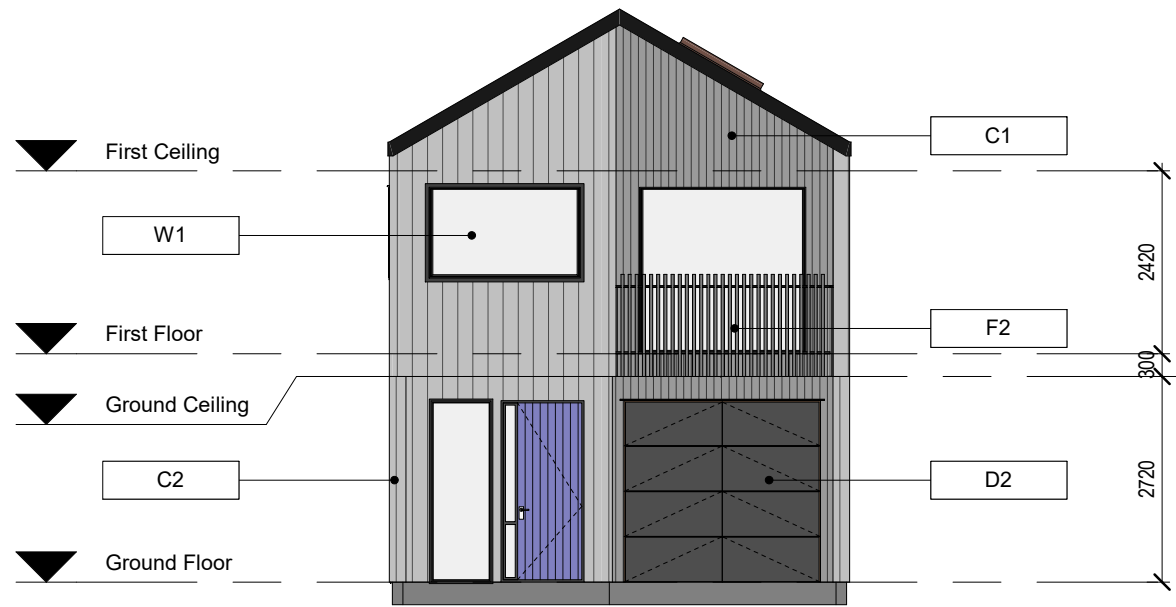
TYPE D-B1 - UNIT PLAN

purpose	
proj no	BA2022019
scale	1 : 100 @A3
status	RC

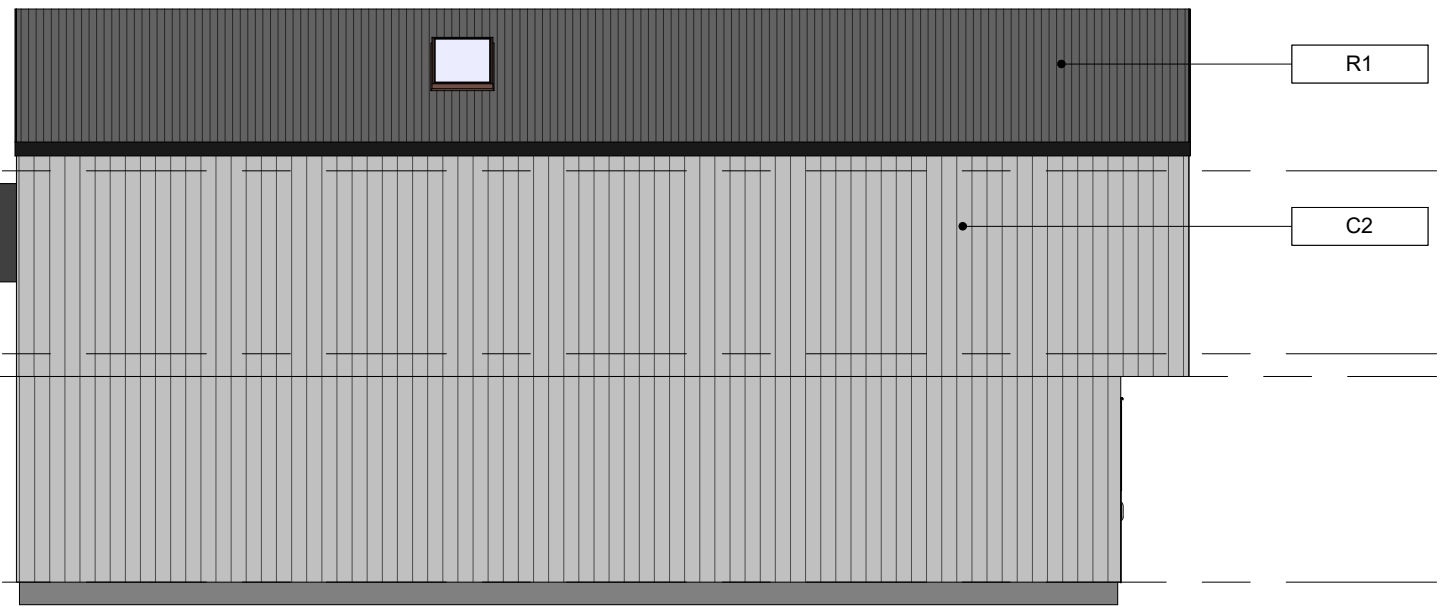
dwn	BA	dwg no	A-5000	issue	1
-----	----	--------	--------	-------	---

Do not scale this drawing. Verify all dimensions on commencing any work. Copyright © This drawing property of Basalt Architecture Ltd. Reproduction in whole or in part without prior consent is forbidden.

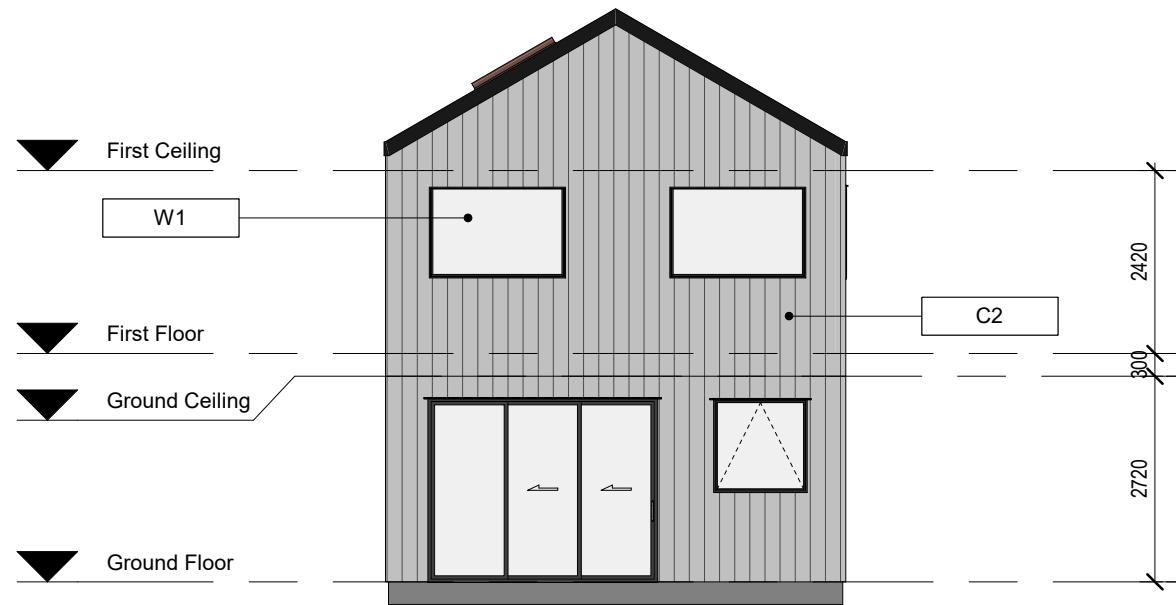
**BASALT ARCHITECTURE**  
INFO@BASALTARCHITECTURE.COM



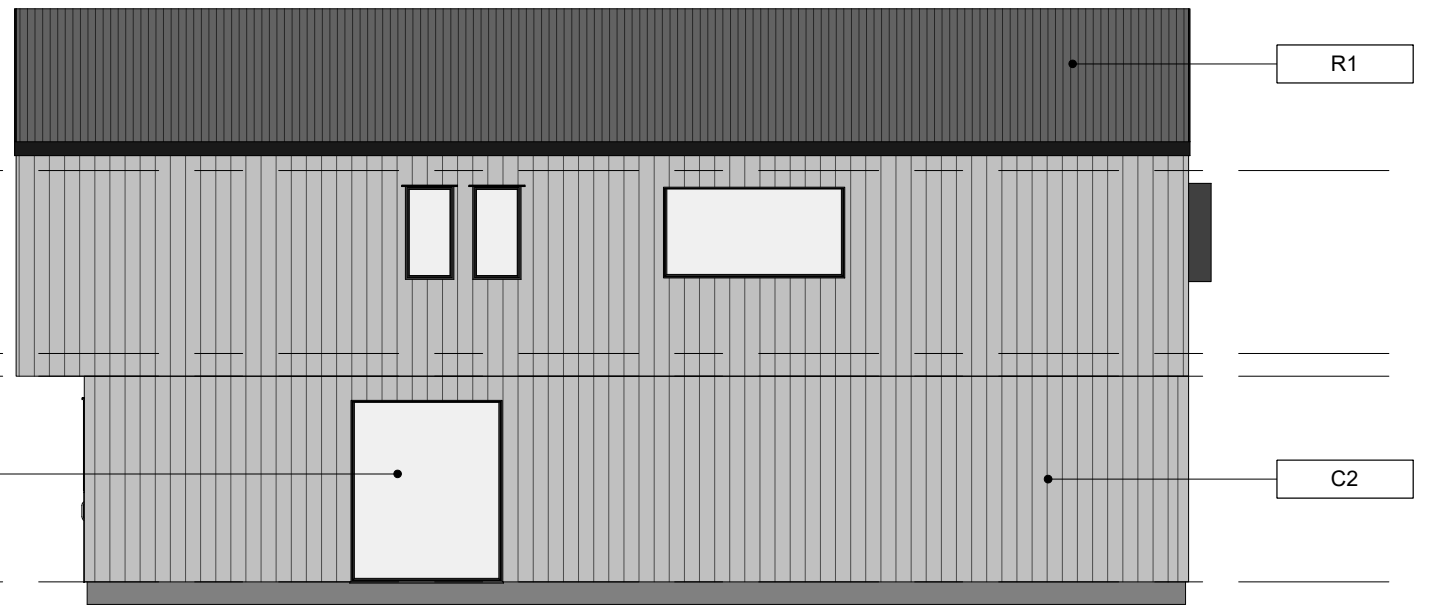
1 Elevation 01  
1 : 100



2 Elevation 02  
1 : 100



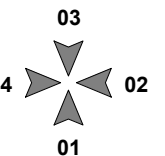
3 Elevation 03  
1 : 100



4 Elevation 04  
1 : 100

Key Notes

C1	Wall Cladding: Fibre Cement vertical weatherboard (Dark Grey)
C2	Wall Cladding: Fibre Cement vertical weatherboard (Light Grey)
D2	Garage Door
F2	Metal Balustrade
R1	Roofing: Profiled longrun metal roofing
W1	Aluminium Joinery



ISSUE	DATE	REVISION
1	24/04/2023	S92
0	27/10/2022	S92

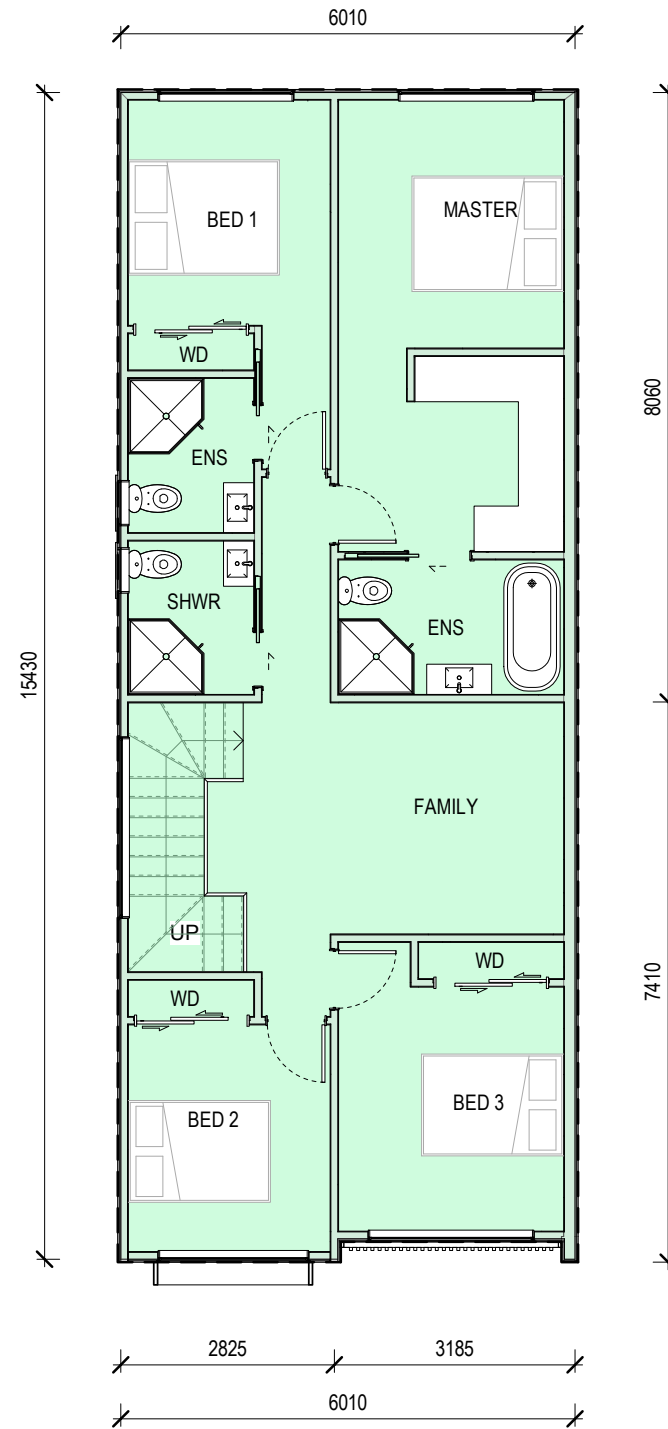
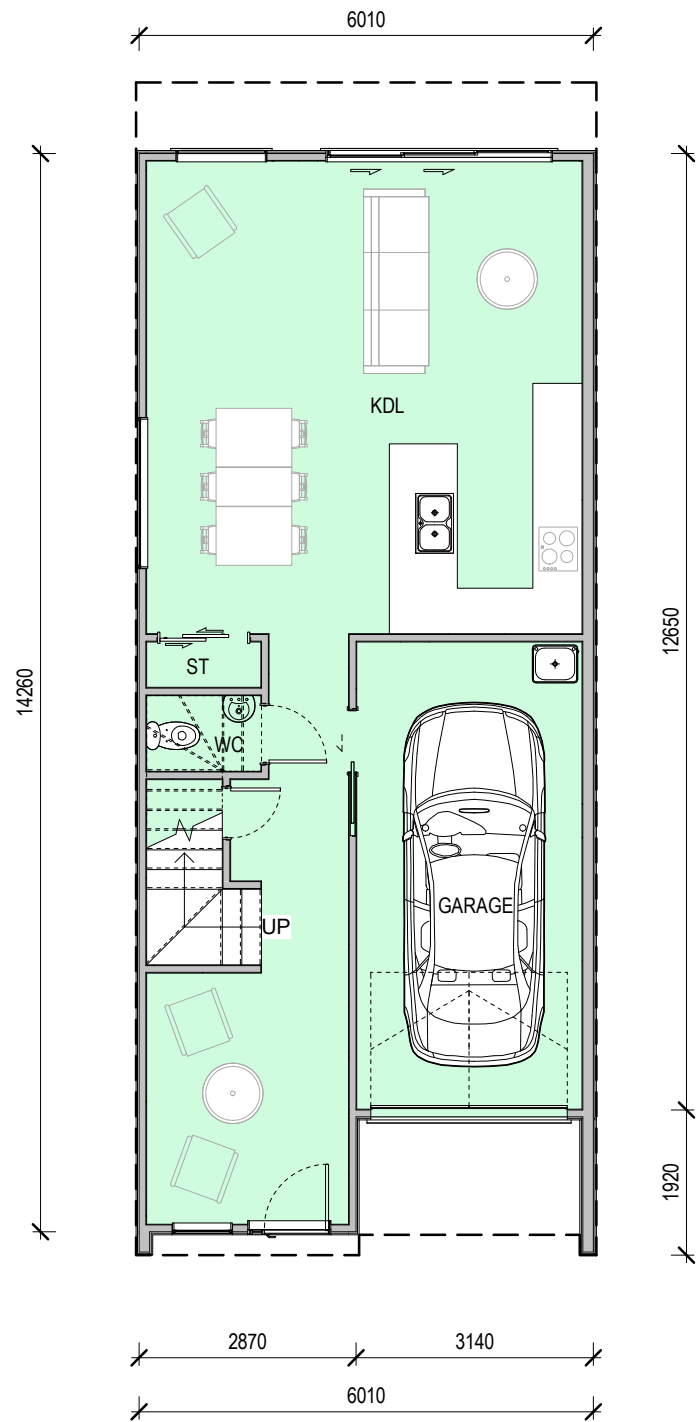
New Subdivision at  
14 & 14a Scott Road  
Hobsonville  
Auckland 0618

TYPE D-B1 - ELEVATIONS

purpose	
proj no	BA2022019
scale	1 : 100 @A3
status	RC

dwn	BA	dwg no	A-5001	issue	1
-----	----	--------	--------	-------	---

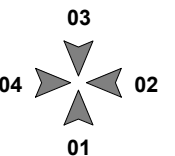
Do not scale this drawing. Verify all dimensions on commencing any work. Copyright © This drawing property of Basalt Architecture Ltd. Reproduction in whole or in part without prior consent is forbidden.



**1** Ground Floor  
1 : 100

**2** First Floor  
1 : 100

**GROUND FLOOR AREA: 81M<sup>2</sup>**  
**FIRST FLOOR AREA: 92M<sup>2</sup>**  
**TOTAL AREA: 173M<sup>2</sup>**



ISSUE	DATE	REVISION
1	24/04/2023	S92
0	27/10/2022	S92

New Subdivision at  
 14 & 14a Scott Road  
 Hobsonville  
 Auckland 0618

TYPE D-B2 - UNIT PLAN

purpose	
proj no	BA2022019
scale	1 : 100 @A3
status	RC

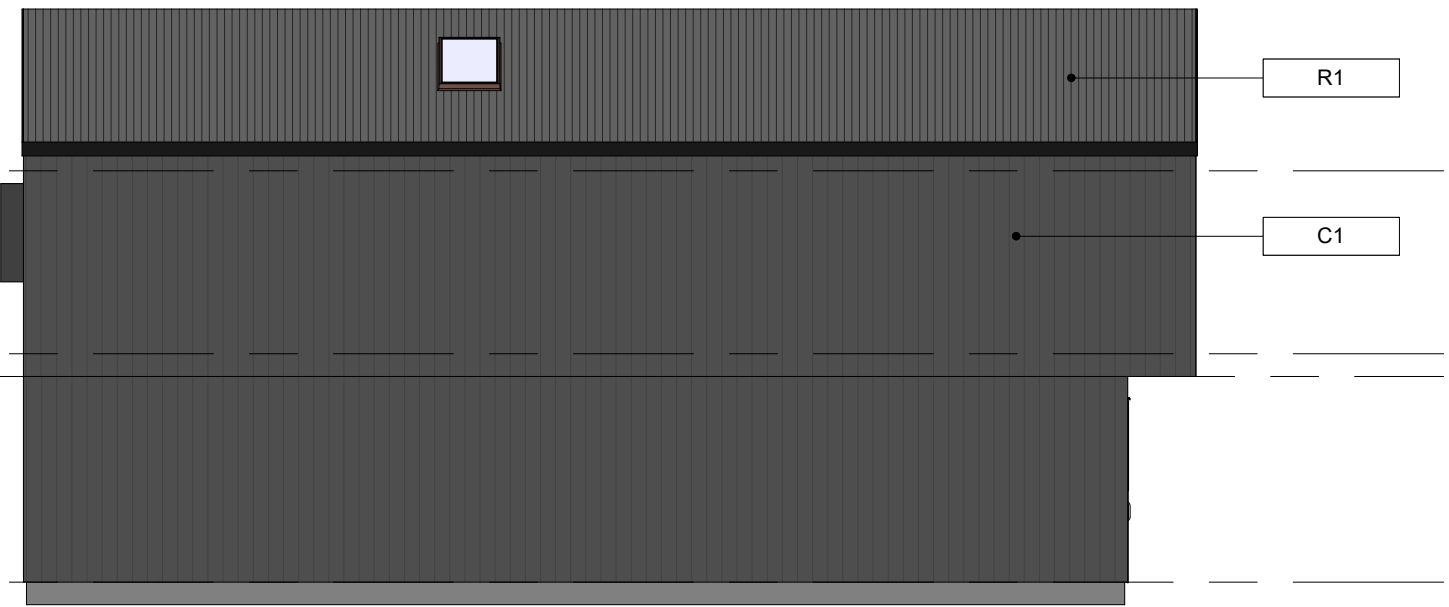
dwn	BA	dwg no	A-5000	issue	1
-----	----	--------	--------	-------	---

Do not scale this drawing. Verify all dimensions on commencing any work. Copyright © This drawing property of Basalt Architecture Ltd. Reproduction in whole or in part without prior consent is forbidden.

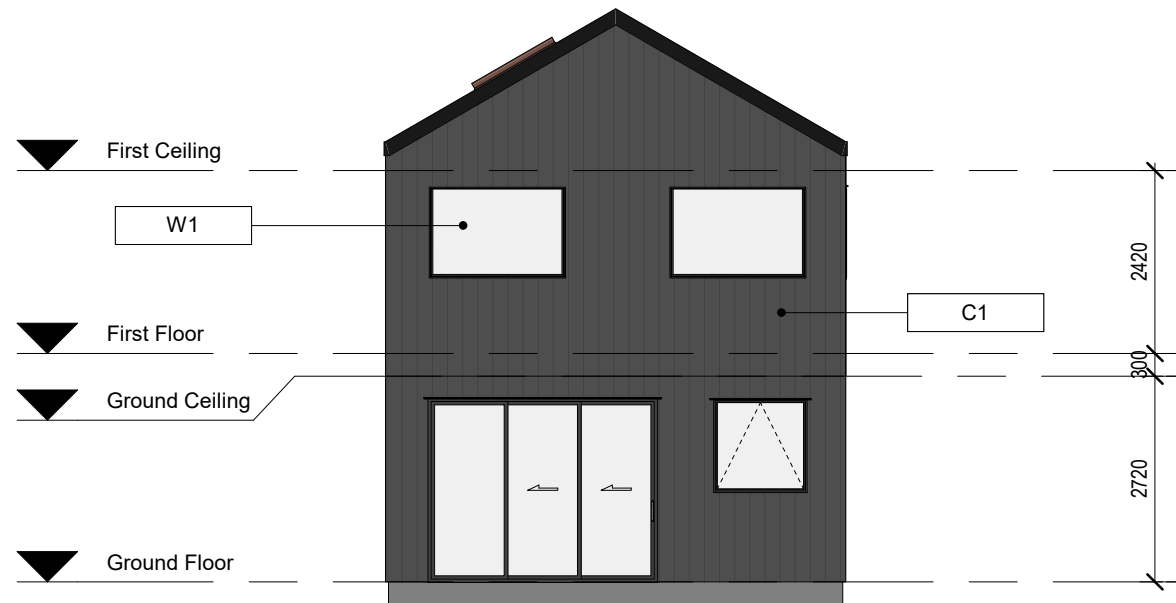
**BASALT ARCHITECTURE**  
 INFO@BASALTARCHITECTURE.COM



1 Elevation 01  
1 : 100



2 Elevation 02  
1 : 100



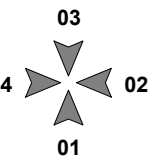
3 Elevation 03  
1 : 100



4 Elevation 04  
1 : 100

Key Notes

C1	Wall Cladding: Fibre Cement vertical weatherboard (Dark Grey)
C3	Wall Cladding: Vertical timber weatherboard (Natural Wood Stain)
D2	Garage Door
F2	Metal Balustrade
R1	Roofing: Profiled longrun metal roofing
W1	Aluminium Joinery



ISSUE	DATE	REVISION
1	24/04/2023	S92
0	27/10/2022	S92

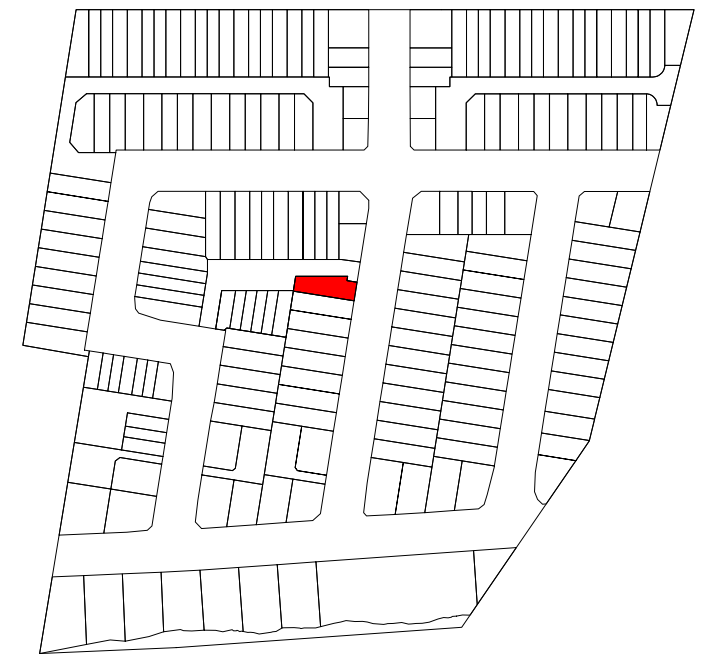
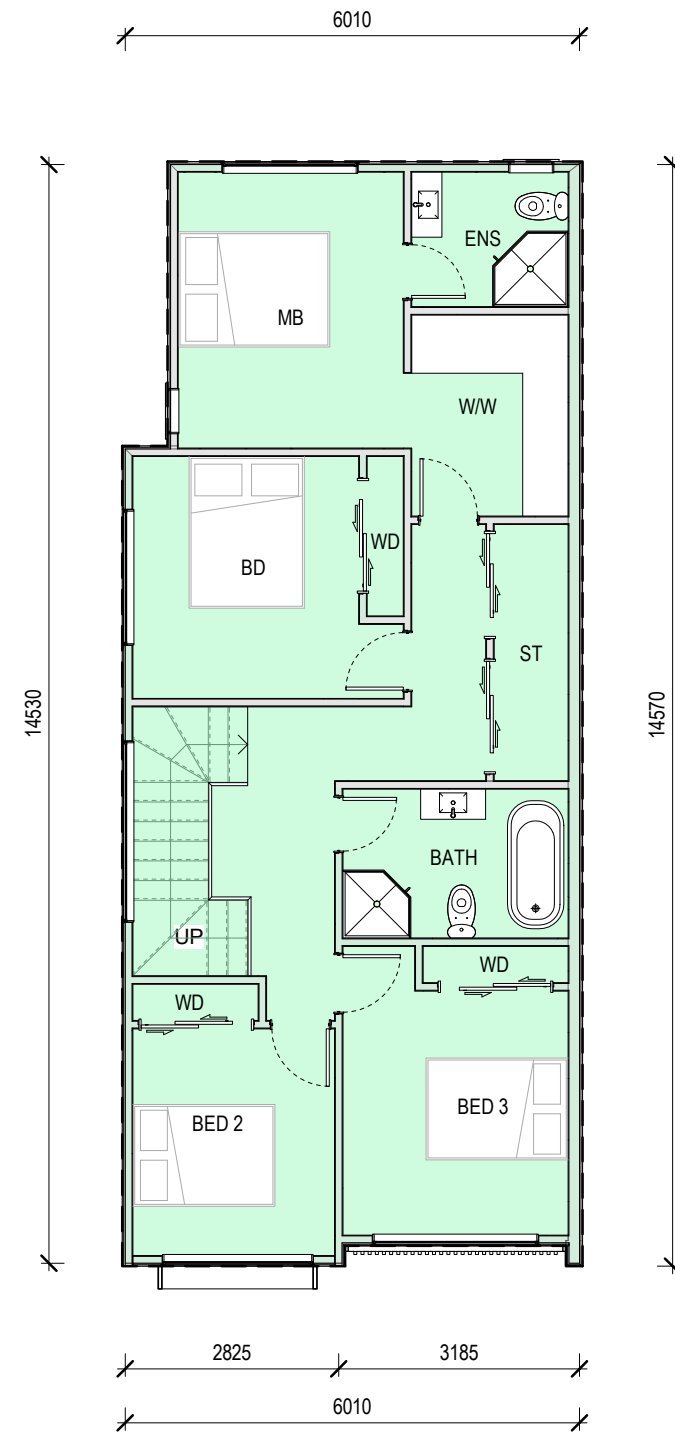
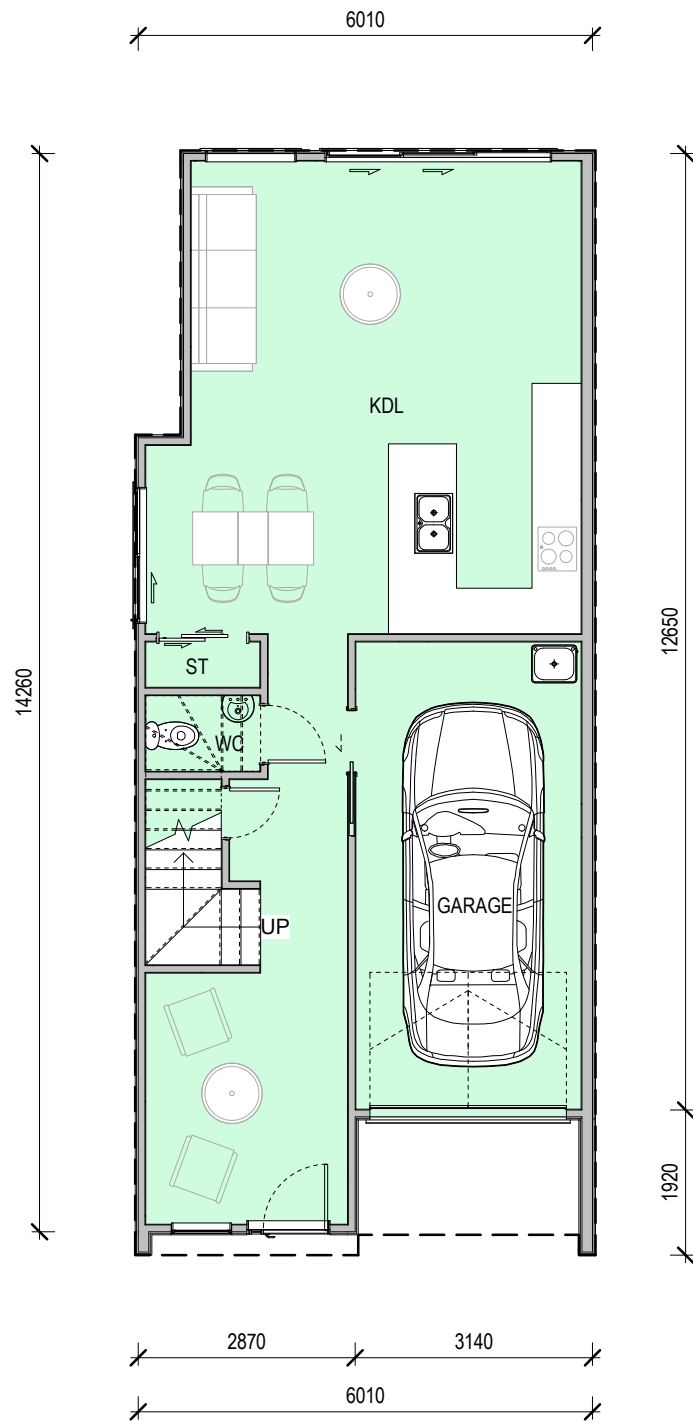
New Subdivision at  
14 & 14a Scott Road  
Hobsonville  
Auckland 0618

TYPE D-B2 - ELEVATIONS

purpose	
proj no	BA2022019
scale	1 : 100 @A3
status	RC

dwn	BA	dwg no	A-5001	issue	1
-----	----	--------	--------	-------	---

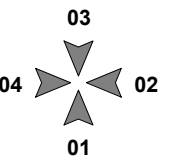
Do not scale this drawing. Verify all dimensions on commencing any work. Copyright © This drawing property of Basalt Architecture Ltd. Reproduction in whole or in part without prior consent is forbidden.



1 Ground Floor  
1 : 100

2 First Floor  
1 : 100

GROUND FLOOR AREA: 79M<sup>2</sup>  
FIRST FLOOR AREA: 84M<sup>2</sup>  
TOTAL AREA: 163M<sup>2</sup>



ISSUE	DATE	REVISION
1	24/04/2023	S92
0	27/10/2022	S92

New Subdivision at  
14 & 14a Scott Road  
Hobsonville  
Auckland 0618

TYPE D-B3 - UNIT PLAN

purpose	
proj no	BA2022019
scale	1 : 100 @A3
status	RC


dwn	BA	dwg no	A-5000	issue	1
-----	----	--------	--------	-------	---

Do not scale this drawing. Verify all dimensions on commencing any work. Copyright © This drawing property of Basalt Architecture Ltd. Reproduction in whole or in part without prior consent is forbidden.

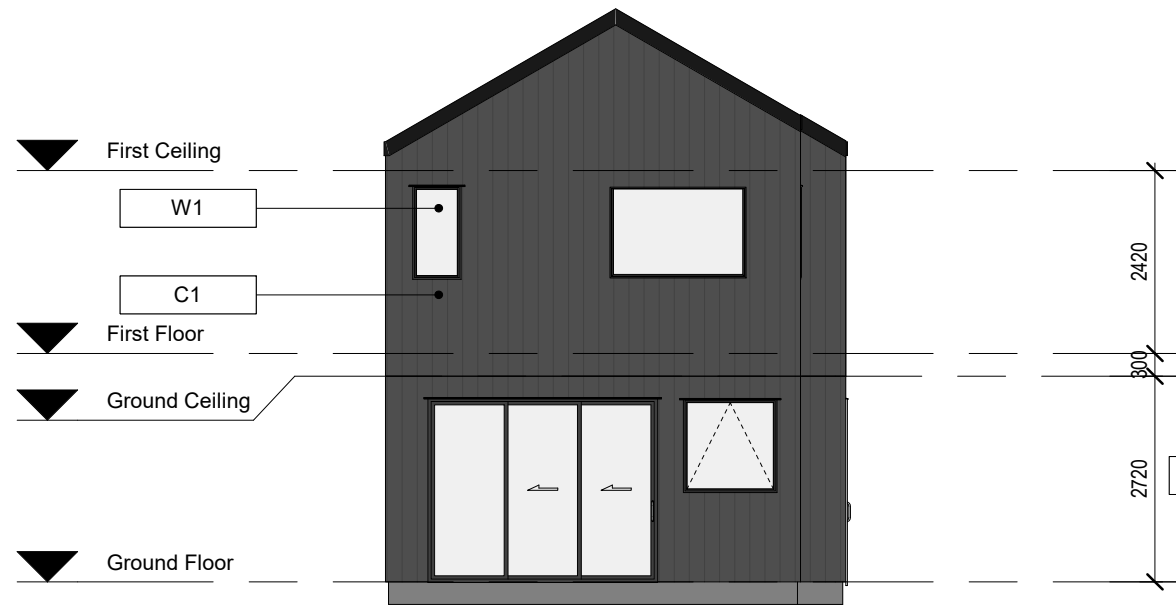
**BASALT ARCHITECTURE**  
INFO@BASALTARCHITECTURE.COM



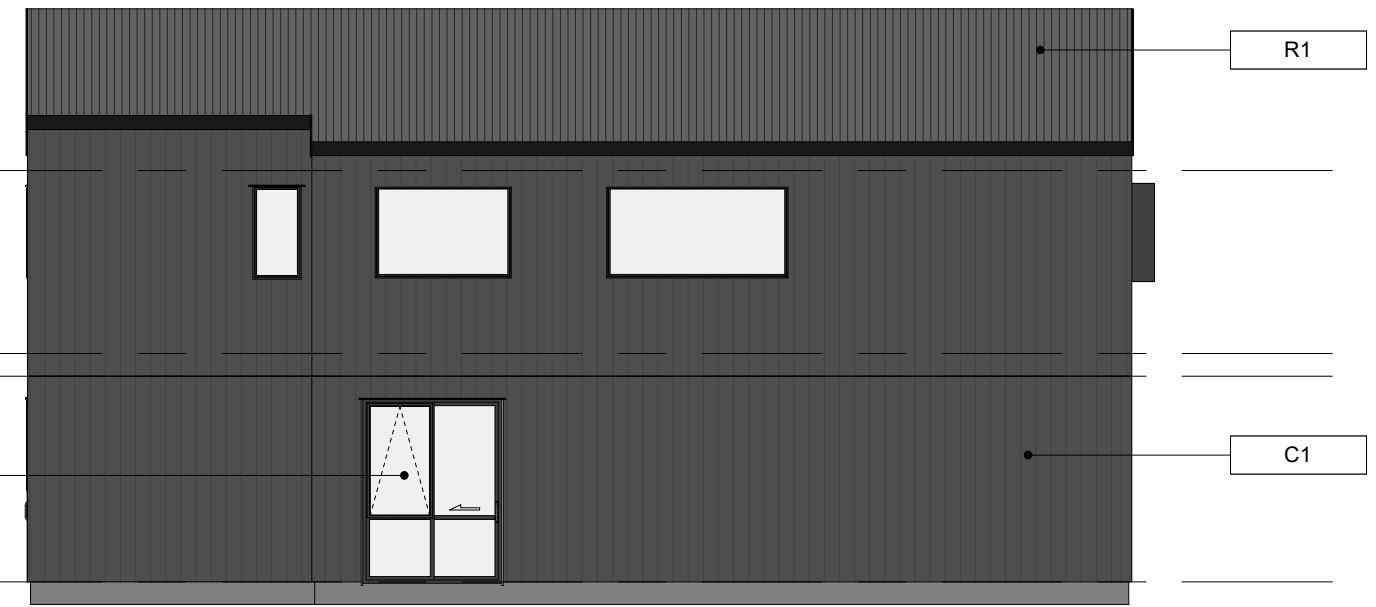
1 Elevation 01  
1 : 100



2 Elevation 02  
1 : 100

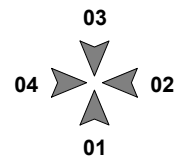


3 Elevation 03  
1 : 100



4 Elevation 04  
1 : 100

Key Notes	
C1	Wall Cladding: Fibre Cement vertical weatherboard (Dark Grey)
C3	Wall Cladding: Vertical timber weatherboard (Natural Wood Stain)
D2	Garage Door
F2	Metal Balustrade
R1	Roofing: Profiled longrun metal roofing
W1	Aluminium Joinery



ISSUE	DATE	REVISION
1	24/04/2023	S92
0	27/10/2022	S92

New Subdivision at  
14 & 14a Scott Road  
Hobsonville  
Auckland 0618

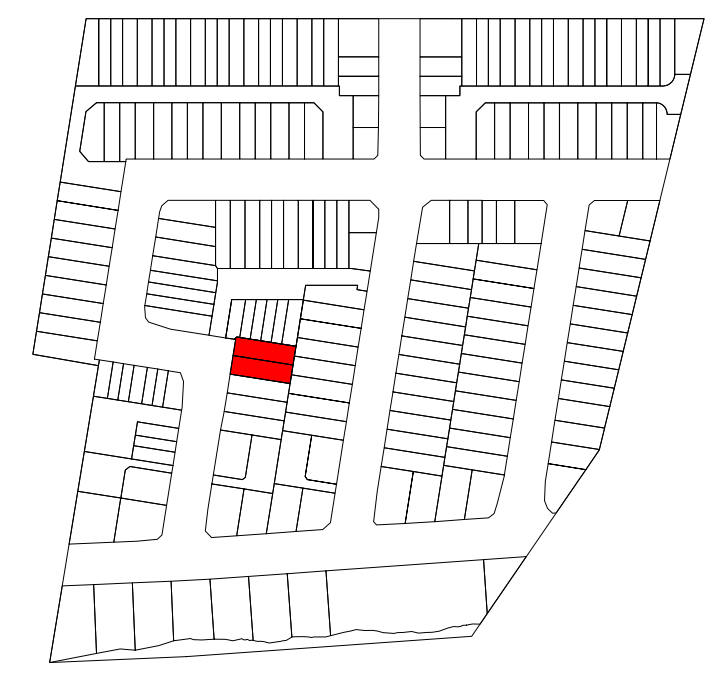
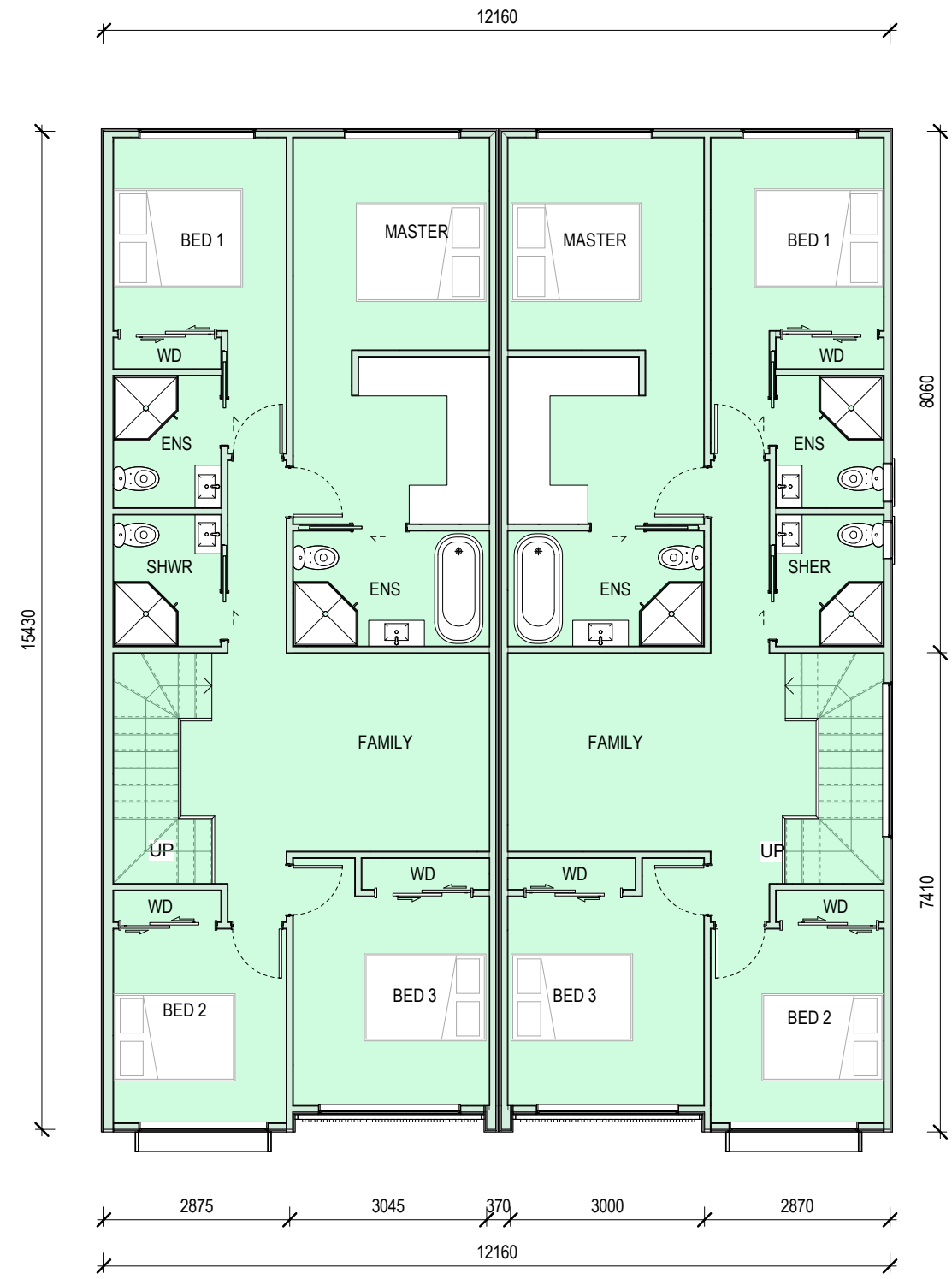
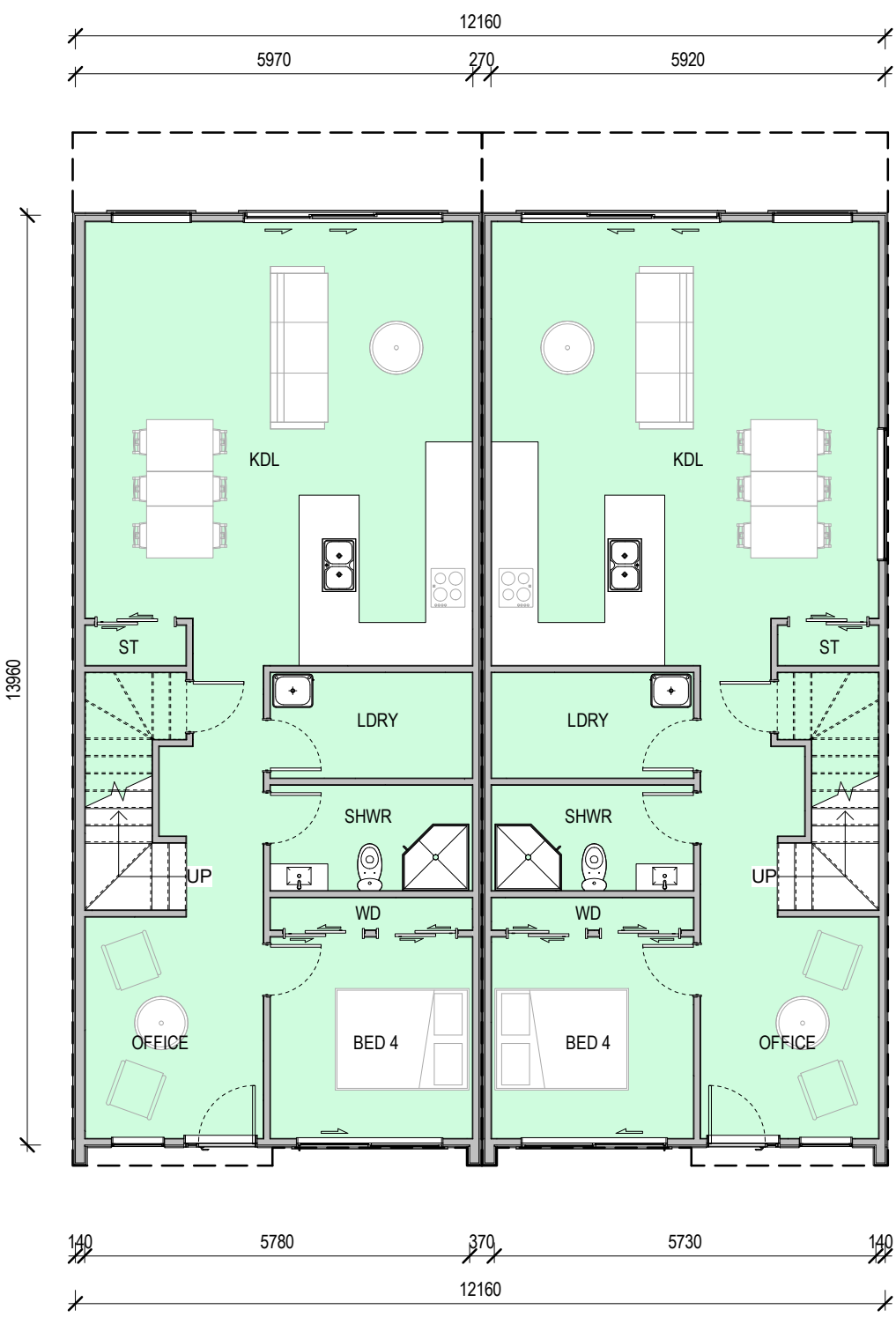
TYPE D-B3 - ELEVATIONS

purpose	
proj no	BA2022019
scale	1 : 100 @A3
status	RC

dwn	BA	dwg no	A-5001	issue	1
Do not scale this drawing. Verify all dimensions on commencing any work. Copyright © This drawing property of Basalt Architecture Ltd. Reproduction in whole or in part without prior consent is forbidden.					

**BASALT ARCHITECTURE**  
INFO@BASALTARCHITECTURE.COM

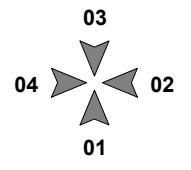




1 Ground Floor  
1 : 100

2 First Floor  
1 : 100

GROUND FLOOR AREA: 84M<sup>2</sup>  
FIRST FLOOR AREA: 92M<sup>2</sup>  
TOTAL AREA: 176M<sup>2</sup>



ISSUE	DATE	REVISION
1	24/04/2023	S92
0	07/02/2022	S92

New Subdivision at  
14 & 14a Scott Road  
Hobsonville  
Auckland 0618

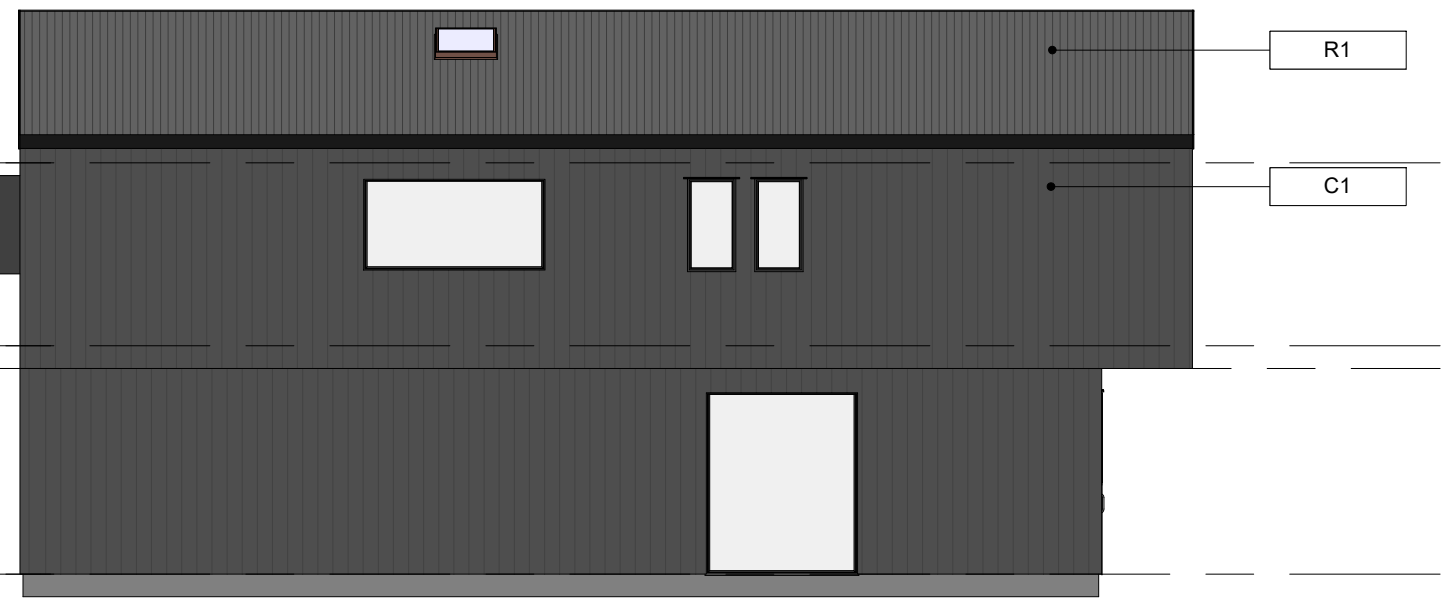
TYPE D-B4 - UNIT PLAN

purpose	
proj no	BA2022019
scale	1 : 100 @A3
status	RC

dwn	BA	dwg no	A-5000	issue	1
-----	----	--------	--------	-------	---


Do not scale this drawing. Verify all dimensions on commencing any work. Copyright © This drawing property of Basalt Architecture Ltd. Reproduction in whole or in part without prior consent is forbidden.

**BASALT ARCHITECTURE**  
INFO@BASALTARCHITECTURE.COM



1 Elevation 01  
1 : 100

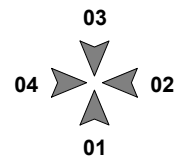
2 Elevation 02  
1 : 100



3 Elevation 03  
1 : 100

4 Elevation 04  
1 : 100

Key Notes	
C1	Wall Cladding: Fibre Cement vertical weatherboard (Dark Grey)
C3	Wall Cladding: Vertical timber weatherboard (Natural Wood Stain)
D1	Entry Door
F2	Metal Balustrade
R1	Roofing: Profiled longrun metal roofing
W1	Aluminium Joinery



ISSUE	DATE	REVISION
1	24/04/2023	S92
0	07/02/2022	S92

New Subdivision at  
14 & 14a Scott Road  
Hobsonville  
Auckland 0618

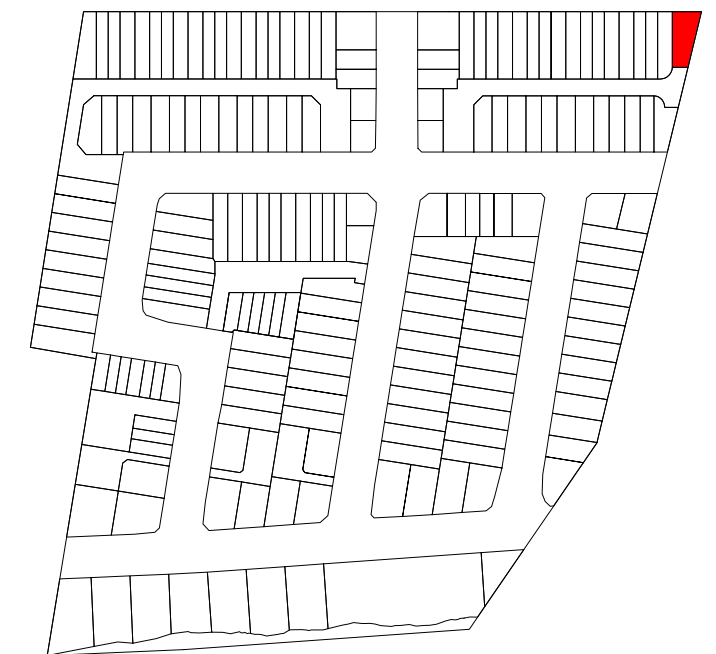
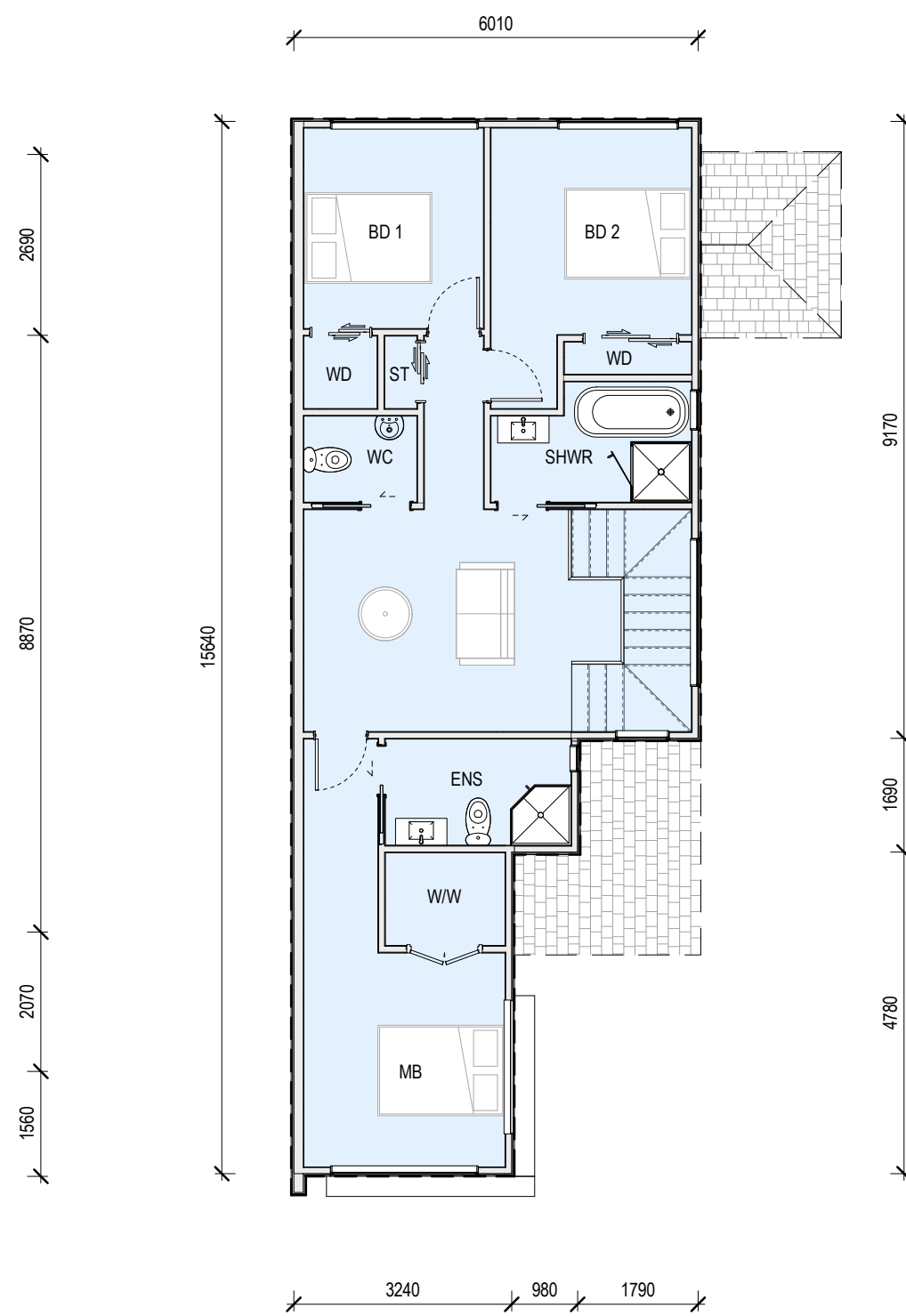
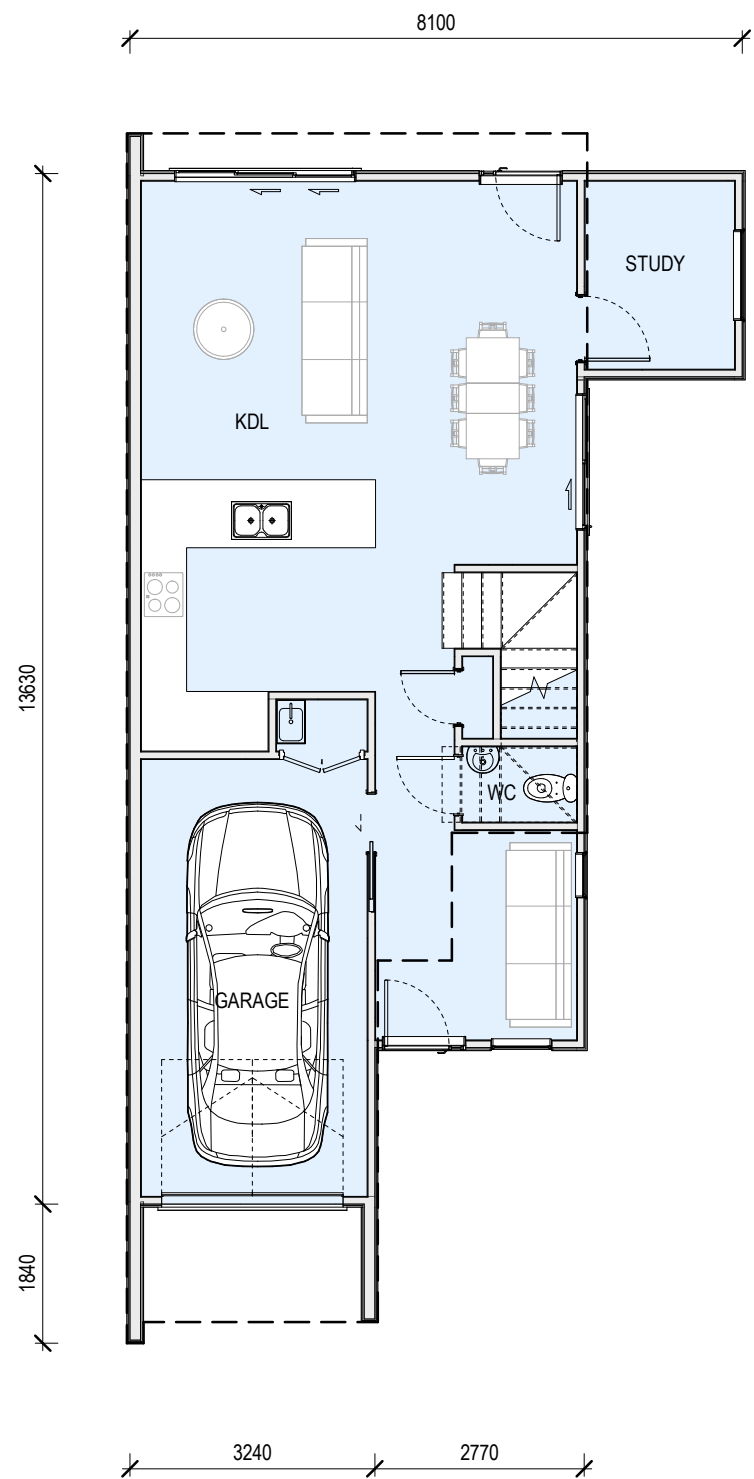
TYPE D-B4 - ELEVATIONS

purpose	
proj no	BA2022019
scale	1 : 100 @A3
status	RC

dwn	BA	dwg no	A-5001	issue	1
-----	----	--------	--------	-------	---

Do not scale this drawing. Verify all dimensions on commencing any work. Copyright © This drawing property of Basalt Architecture Ltd. Reproduction in whole or in part without prior consent is forbidden.

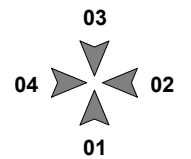
**BASALT ARCHITECTURE**  
INFO@BASALTARCHITECTURE.COM



**1** Ground Floor  
1 : 100

**2** First Floor  
1 : 100

**GROUND FLOOR AREA: 82M<sup>2</sup>**  
**FIRST FLOOR AREA: 78M<sup>2</sup>**  
**TOTAL AREA: 160M<sup>2</sup>**



ISSUE	DATE	REVISION
1	01/02/2023	S92 2ND
0	27/10/2022	S92

**New Subdivision at**  
 14&14A Scott Road  
 Hobsonville  
 Auckland 0618

**TYPE D-H1 - UNIT PLAN**

purpose	
proj no	BA2022019
scale	1 : 100 @A3
status	RC


dwn	BA	dwg no	A-5000	issue	1
-----	----	--------	--------	-------	---

Do not scale this drawing. Verify all dimensions on commencing any work. Copyright © This drawing property of Basalt Architecture Ltd. Reproduction in whole or in part without prior consent is forbidden.

**BASALT ARCHITECTURE**  
 INFO@BASALTARCHITECTURE.COM



1 Elevation 01  
1 : 100



2 Elevation 02  
1 : 100



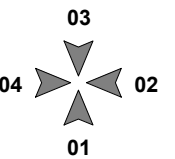
3 Elevation 03  
1 : 100



4 Elevation 04  
1 : 100

Key Notes

C1	Wall Cladding: Fibre Cement vertical weatherboard (Dark Grey)
C9	Wall Cladding: Vertical timber weatherboard (Alpine White)
D1	Entry Door
D2	Garage Door
R3	Roofing: Asphalt shingle roofing
W1	Aluminium Joinery



ISSUE	DATE	REVISION
1	01/02/2023	S92 2ND
0	27/10/2022	S92

**New Subdivision at**  
14&14A Scott Road  
Hobsonville  
Auckland 0618

**TYPE D-H1- ELEVATIONS**

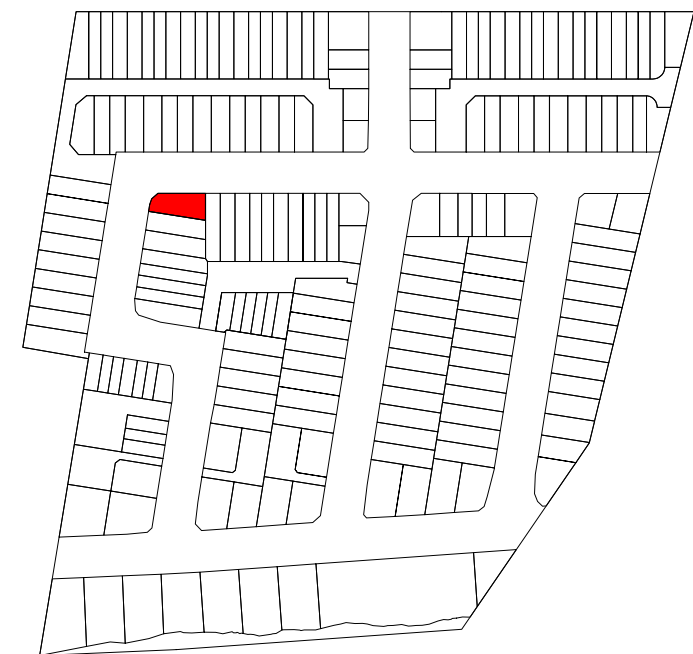
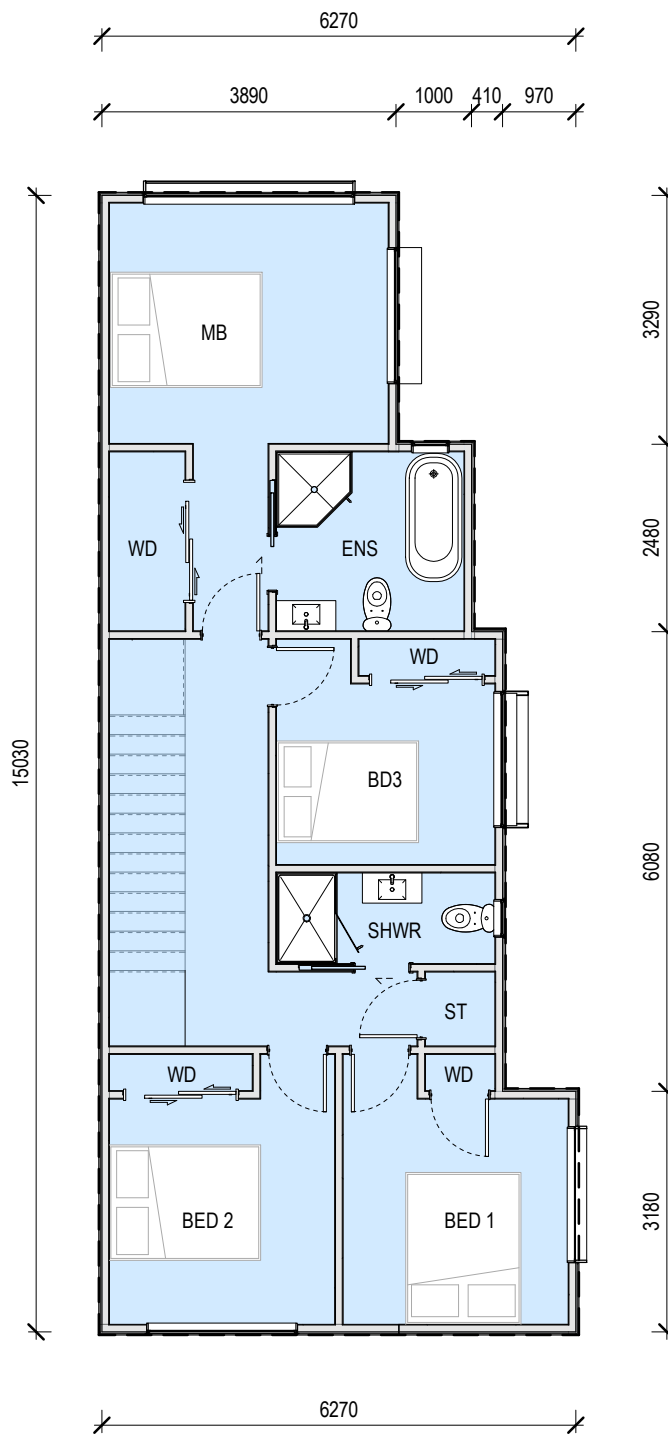
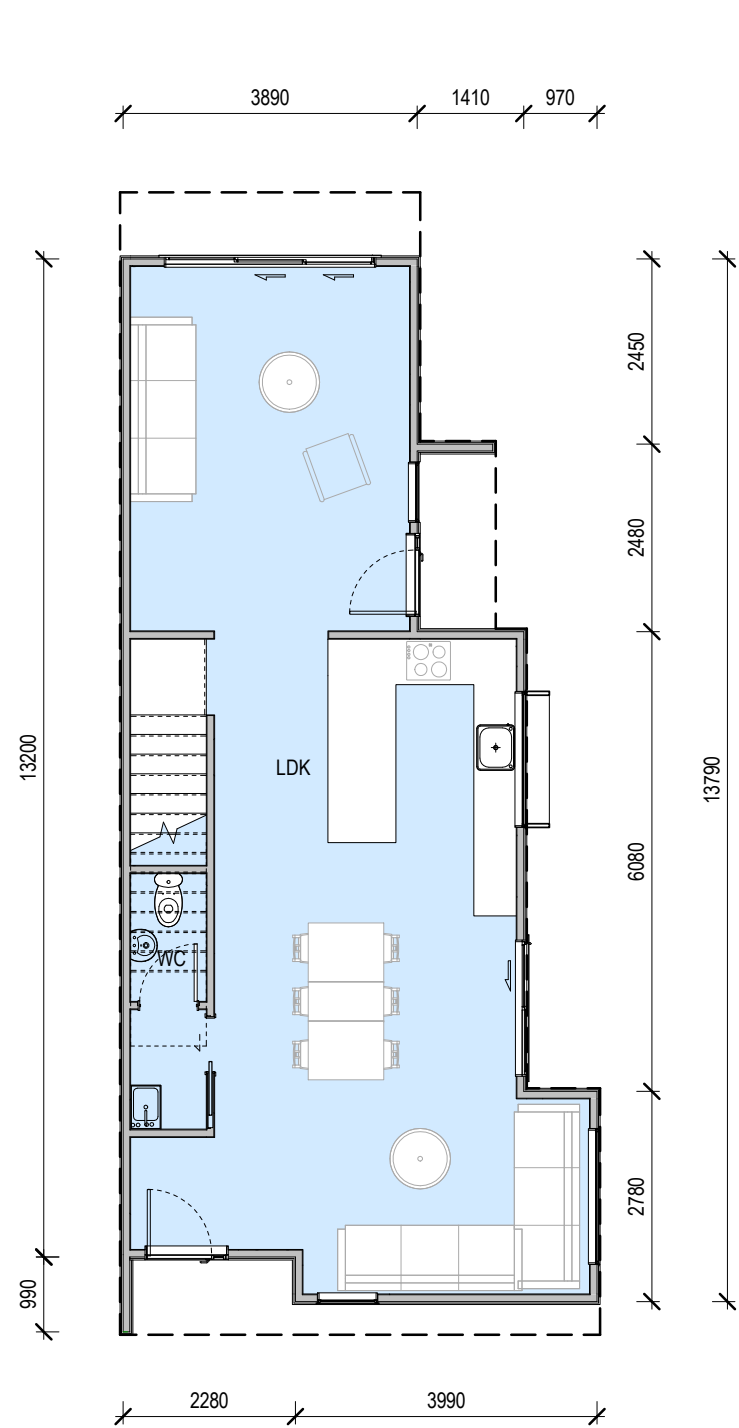
purpose	
proj no	BA2022019
scale	1 : 100 @A3
status	RC

dwn	BA	dwg no	A-5001	issue	1
-----	----	--------	--------	-------	---

Do not scale this drawing. Verify all dimensions on commencing any work. Copyright © This drawing property of Basalt Architecture Ltd. Reproduction in whole or in part without prior consent is forbidden.

**BASALT ARCHITECTURE**

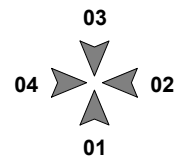
INFO@BASALTARCHITECTURE.COM



1 Ground Floor  
1 : 100

2 First Floor  
1 : 100

GROUND FLOOR AREA: 68M<sup>2</sup>  
FIRST FLOOR AREA: 77M<sup>2</sup>  
TOTAL AREA: 145M<sup>2</sup>



ISSUE	DATE	REVISION
0	27/10/2022	S92

**New Subdivision at**  
14 & 14a Scott Road  
Hobsonville  
Auckland 0618

**TYPE D-H2 - UNIT PLAN**

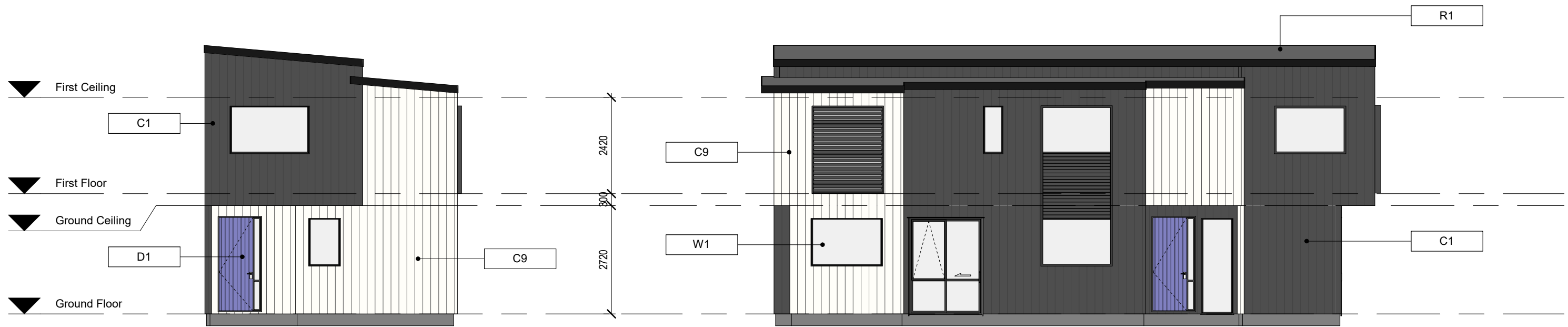
purpose	
proj no	BA2022019
scale	1 : 100 @A3
status	RC

dwn	BA	dwg no	A-5000	issue	0
-----	----	--------	--------	-------	---

Do not scale this drawing. Verify all dimensions on commencing any work. Copyright © This drawing property of Basalt Architecture Ltd. Reproduction in whole or in part without prior consent is forbidden.

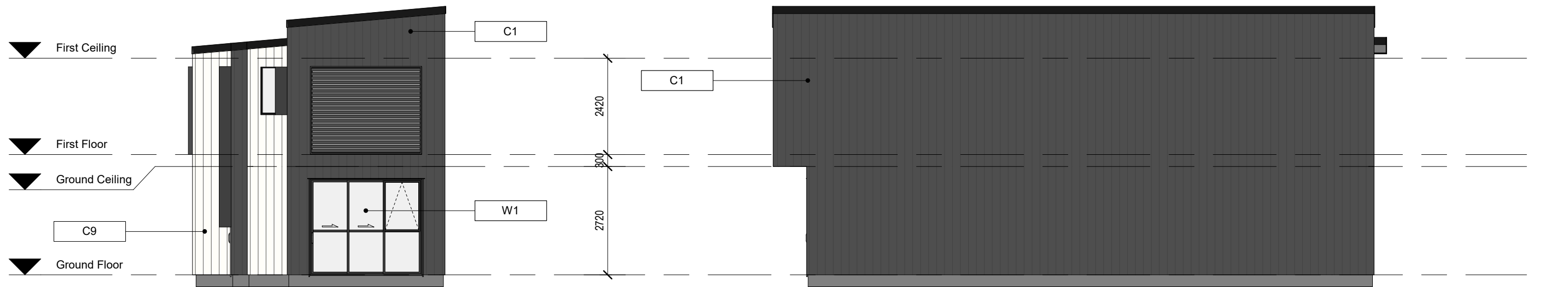
**BASALT ARCHITECTURE**

INFO@BASALTARCHITECTURE.COM



1 Elevation 01  
1 : 100

2 Elevation 02  
1 : 100

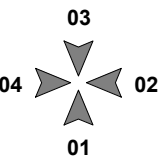


3 Elevation 03  
1 : 100

4 Elevation 04  
1 : 100

Key Notes

C1	Wall Cladding: Fibre Cement vertical weatherboard (Dark Grey)
C9	Wall Cladding: Vertical timber weatherboard (Alpine White)
D1	Entry Door
R1	Roofing: Profiled longrun metal roofing
W1	Aluminium Joinery



0	27/10/2022	S92
ISSUE	DATE	REVISION

**New Subdivision at**  
14 & 14a Scott Road  
Hobsonville  
Auckland 0618

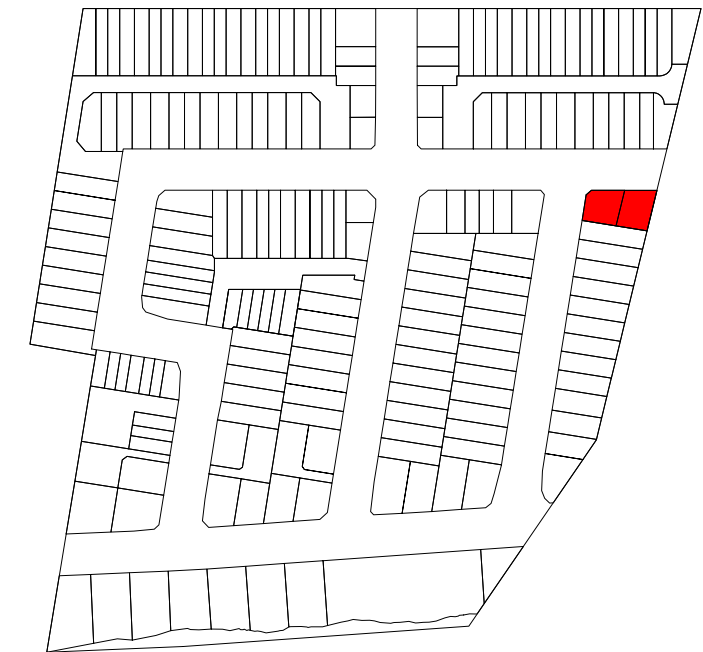
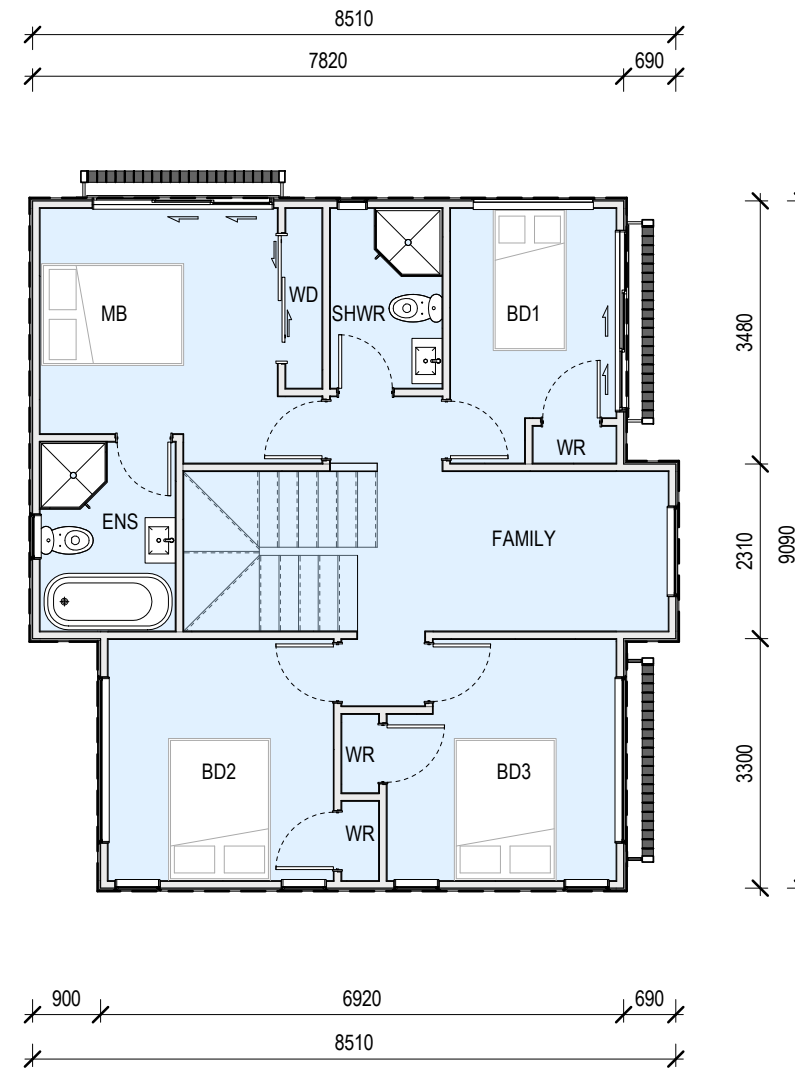
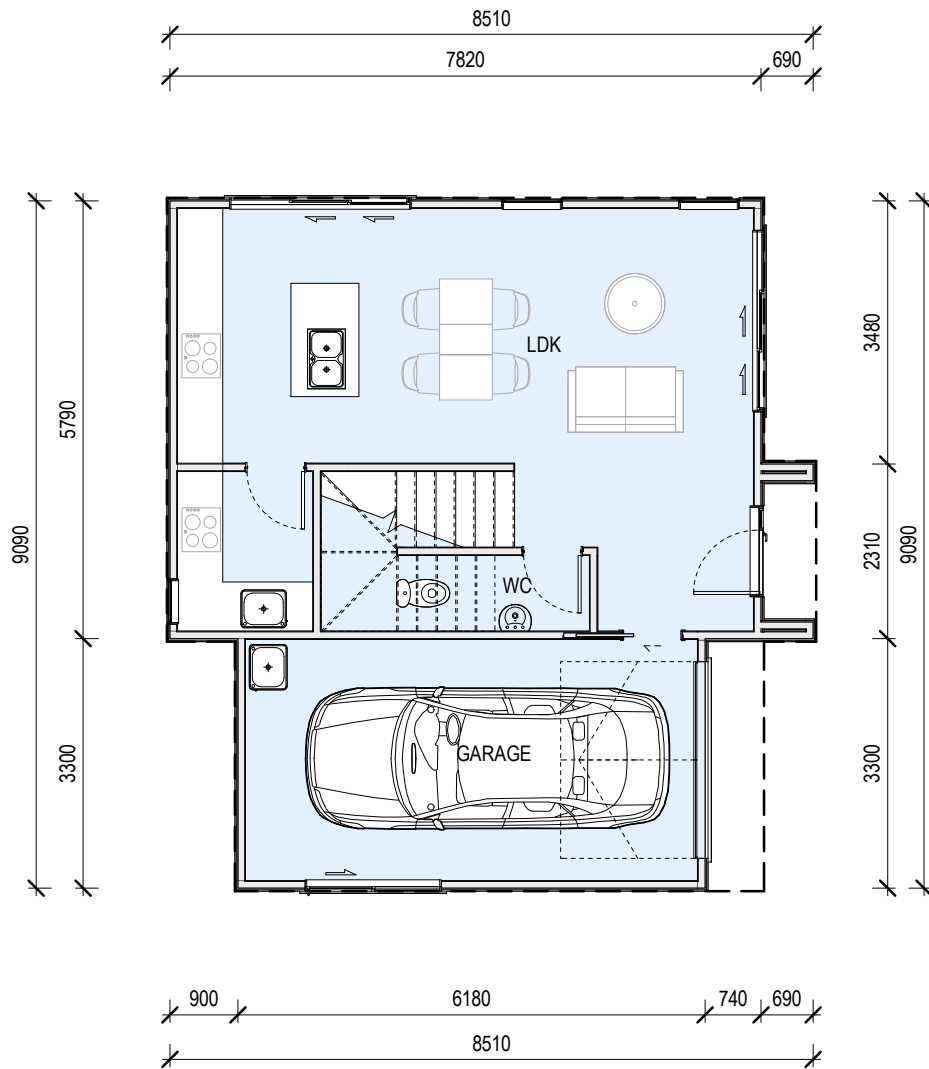
**TYPE D-H2 - ELEVATIONS**

purpose	
proj no	BA2022019
scale	1 : 100 @A3
status	RC

dwn	BA	dwg no	A-5001	issue	0
Do not scale this drawing. Verify all dimensions on commencing any work. Copyright © This drawing property of Basalt Architecture Ltd. Reproduction in whole or in part without prior consent is forbidden.					

**BASALT ARCHITECTURE**  
INFO@BASALTARCHITECTURE.COM

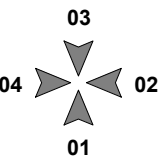
**TYPE D-H3**



**1** Ground Floor  
1 : 100

**2** First Floor  
1 : 100

**GROUND FLOOR AREA: 66M<sup>2</sup>**  
**FIRST FLOOR AREA: 70M<sup>2</sup>**  
**TOTAL AREA: 136M<sup>2</sup>**



ISSUE	DATE	REVISION
0	27/10/2022	S92

**New Subdivision at**  
14&14A Scott Road  
Hobsonville  
Auckland 0618

**TYPE D-H3 - UNIT PLAN**

purpose	
proj no	BA2022019
scale	1 : 100 @A3
status	RC

dwn	BA	dwg no	A-5000	issue	0
-----	----	--------	--------	-------	---

Do not scale this drawing. Verify all dimensions on commencing any work. Copyright © This drawing property of Basalt Architecture Ltd. Reproduction in whole or in part without prior consent is forbidden.

**BASALT ARCHITECTURE**  
INFO@BASALTARCHITECTURE.COM



1 Elevation 01  
1 : 100



2 Elevation 02  
1 : 100



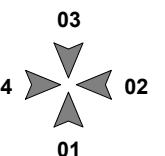
3 Elevation 03  
1 : 100



4 Elevation 04  
1 : 100

Key Notes

C3	Wall Cladding: Vertical timber weatherboard (Natural Wood Stain)
C5	Wall Cladding: Horizontal timber weatherboard (Light Grey)
D1	Entry Door
D2	Garage Door
R3	Roofing: Asphalt shingle roofing
W1	Aluminium Joinery



ISSUE	DATE	REVISION
0	27/10/2022	S92

**New Subdivision at**  
14&14A Scott Road  
Hobsonville  
Auckland 0618

**TYPE D-H3- ELEVATIONS**

purpose	
proj no	BA2022019
scale	1 : 100 @A3
status	RC

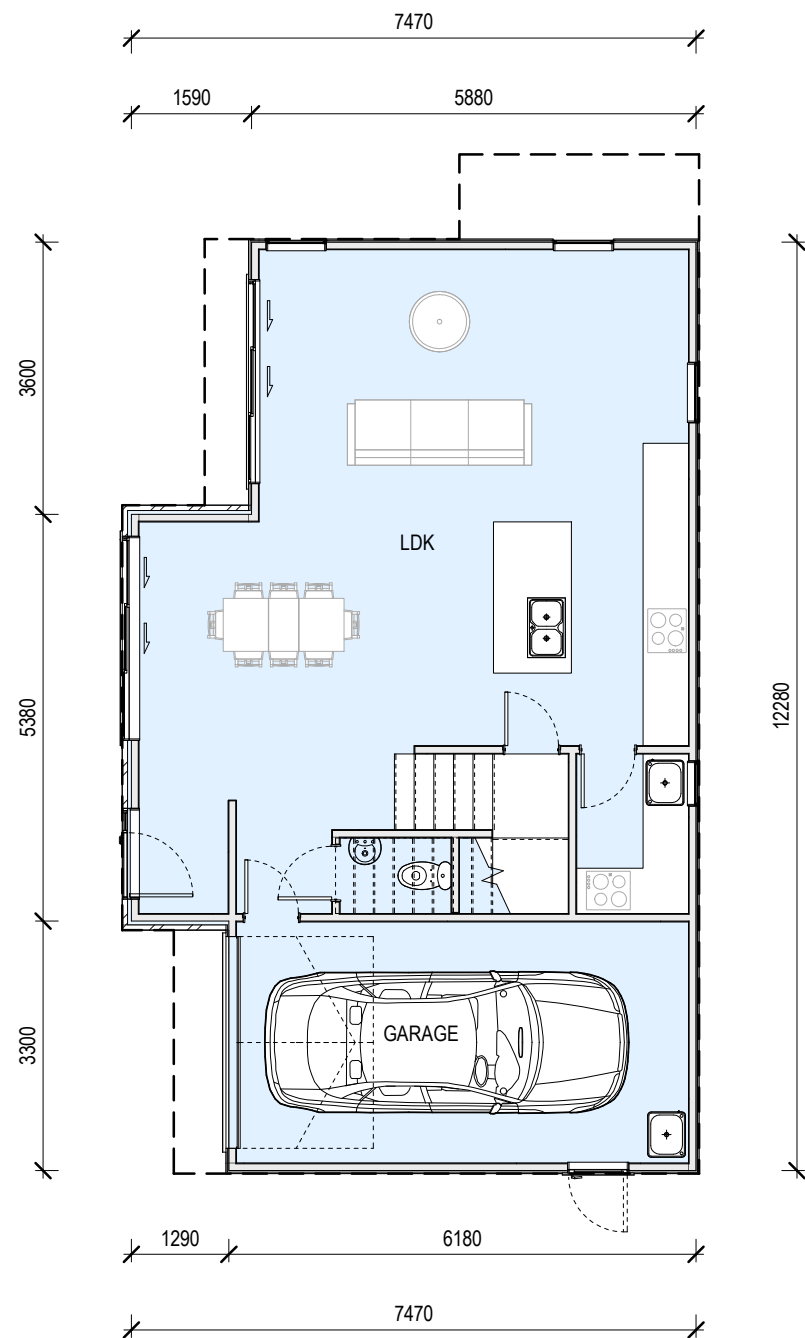
dwn	BA	dwg no	A-5001	issue	0
-----	----	--------	--------	-------	---

Do not scale this drawing. Verify all dimensions on commencing any work. Copyright © This drawing property of Basalt Architecture Ltd. Reproduction in whole or in part without prior consent is forbidden.

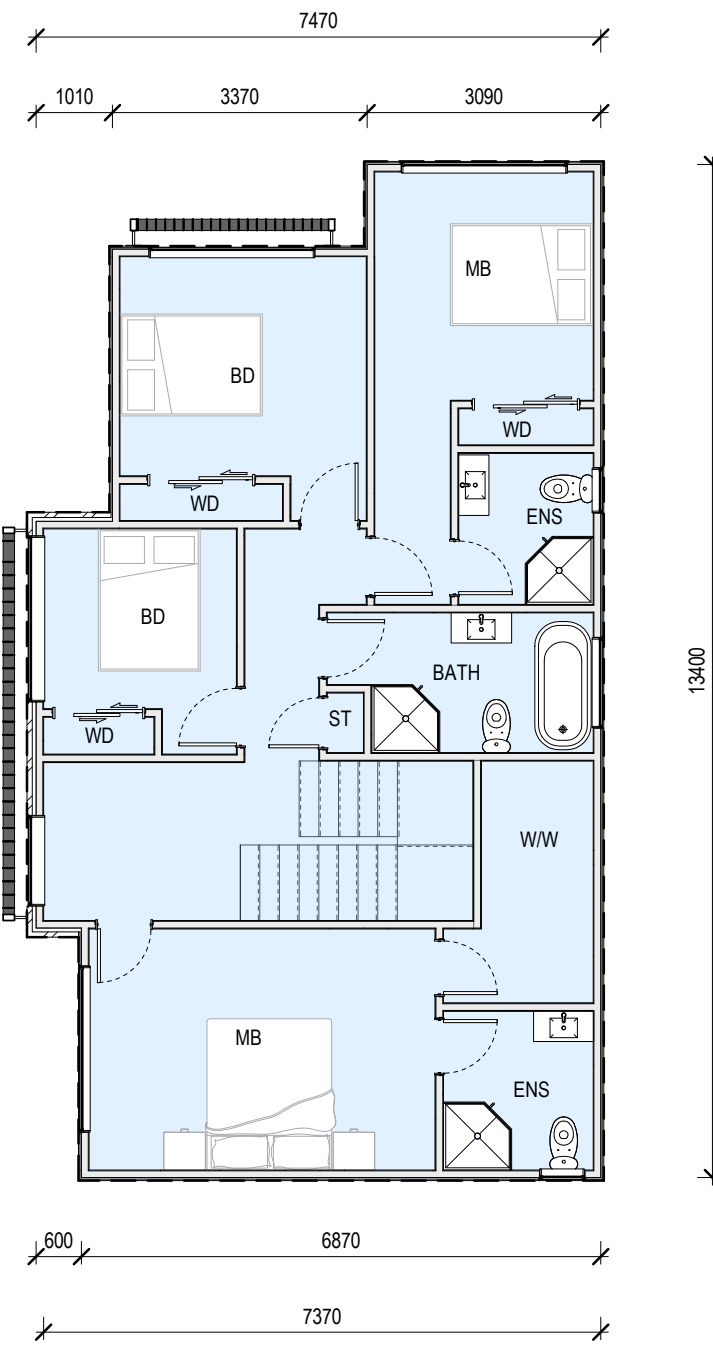
**BASALT ARCHITECTURE**

INFO@BASALTARCHITECTURE.COM

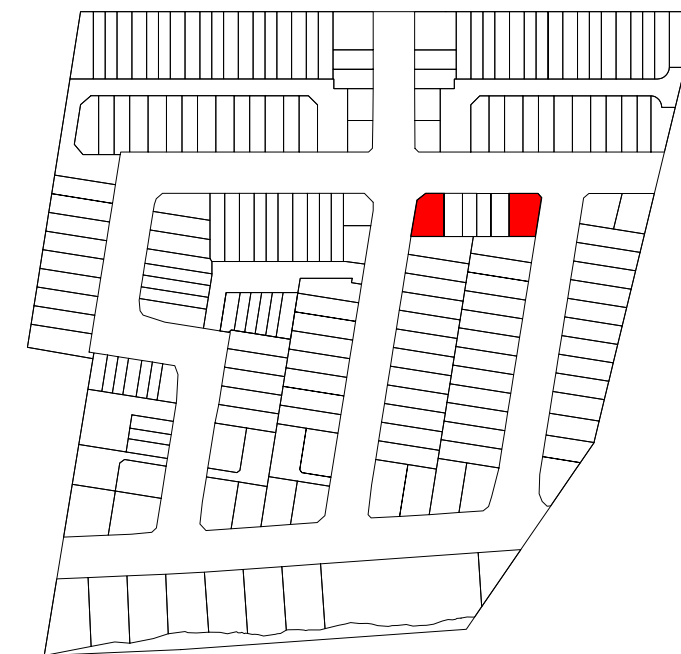




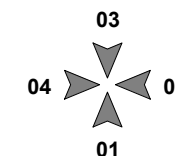
1 Ground Floor  
1 : 100



2 First Floor  
1 : 100



GROUND FLOOR AREA: 83M<sup>2</sup>  
FIRST FLOOR AREA: 90M<sup>2</sup>  
TOTAL AREA: 173M<sup>2</sup>



ISSUE	DATE	REVISION
0	27/10/2022	S92

**New Subdivision at**  
14&14A Scott Road  
Hobsonville  
Auckland 0618

**TYPE D-H4 - UNIT PLAN**

purpose	
proj no	BA2022019
scale	1 : 100 @A3
status	RC

dwn	BA	dwg no	A-5000	issue	0
-----	----	--------	--------	-------	---

Do not scale this drawing. Verify all dimensions on commencing any work. Copyright © This drawing property of Basalt Architecture Ltd. Reproduction in whole or in part without prior consent is forbidden.

**BASALT ARCHITECTURE**

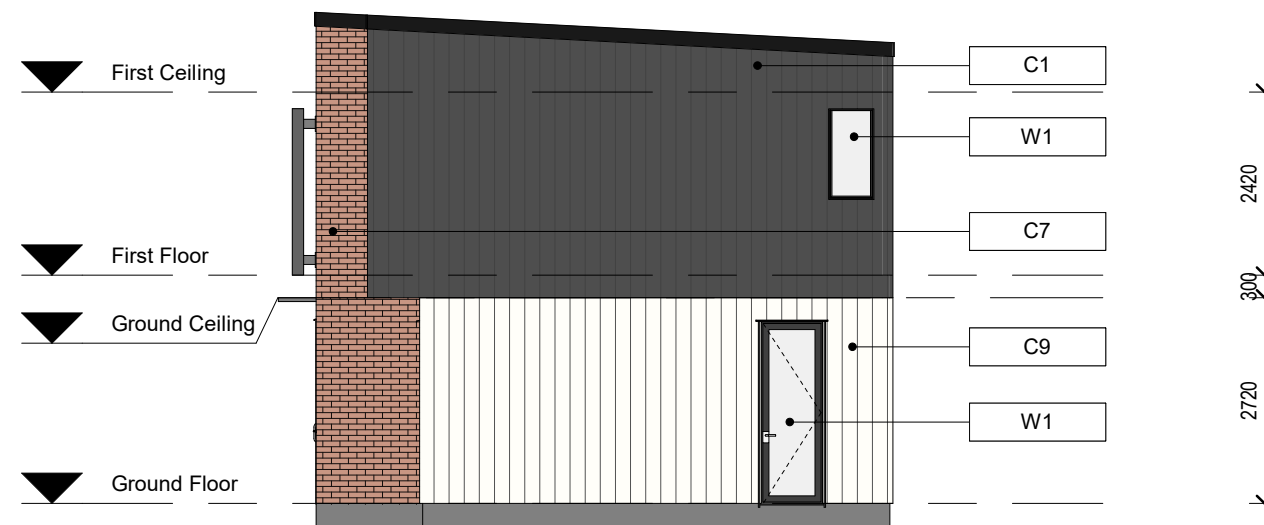
INFO@BASALTARCHITECTURE.COM



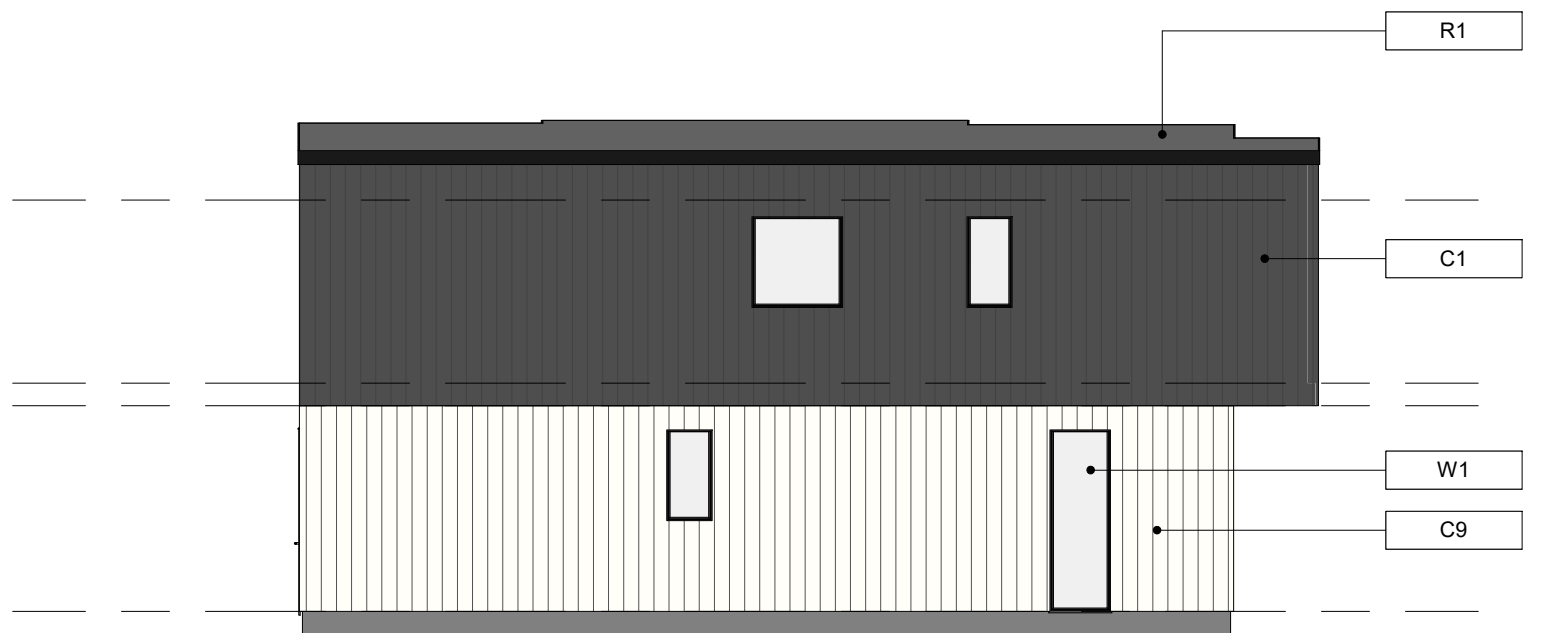
1 Elevation 01  
1 : 100



2 Elevation 02  
1 : 100



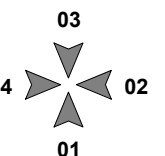
3 Elevation 03  
1 : 100



4 Elevation 04  
1 : 100

Key Notes

C1	Wall Cladding: Fibre Cement vertical weatherboard (Dark Grey)
C7	Wall Cladding: Clay brick veneer (Red)
C9	Wall Cladding: Vertical timber weatherboard (Alpine White)
D1	Entry Door
D2	Garage Door
R1	Roofing: Profiled longrun metal roofing
W1	Aluminium Joinery



ISSUE	DATE	REVISION
0	27/10/2022	S92

**New Subdivision at**  
14&14A Scott Road  
Hobsonville  
Auckland 0618

**TYPE D-H4- ELEVATIONS**

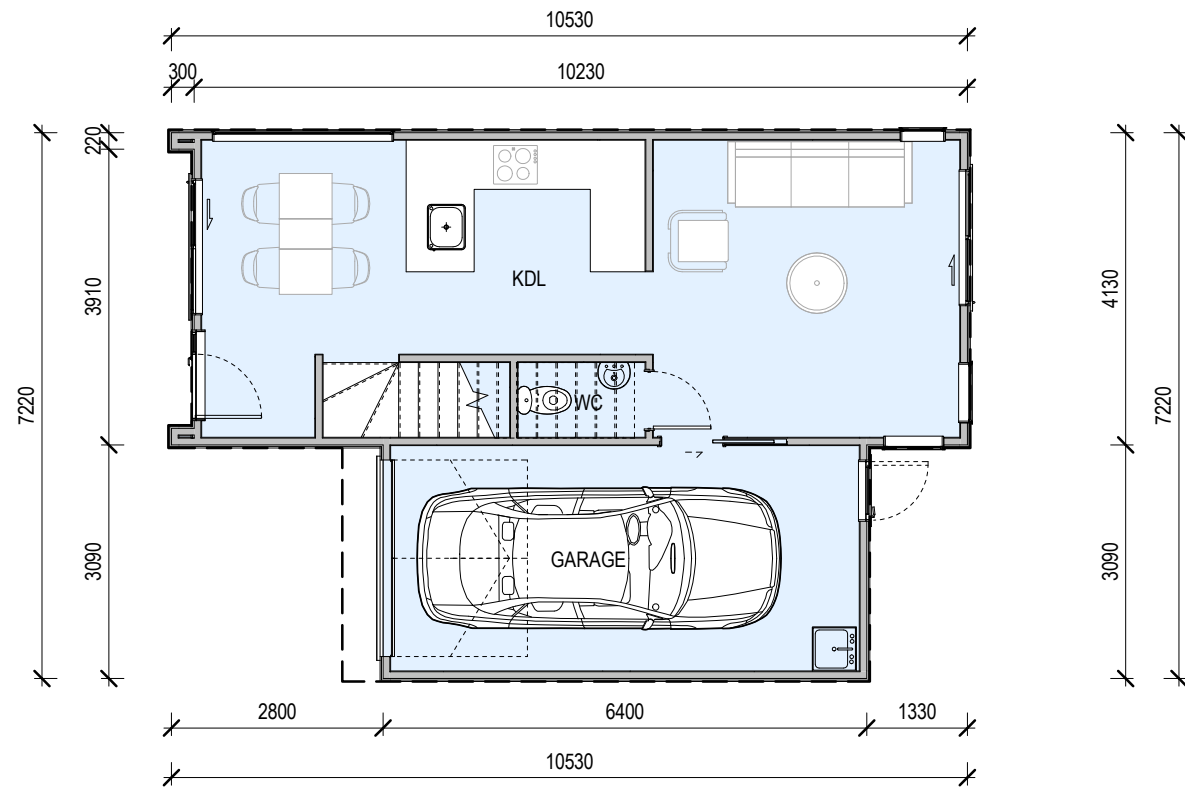
purpose	
proj no	BA2022019
scale	1 : 100 @A3
status	RC

dwn	BA	dwg no	A-5001	issue	0
-----	----	--------	--------	-------	---

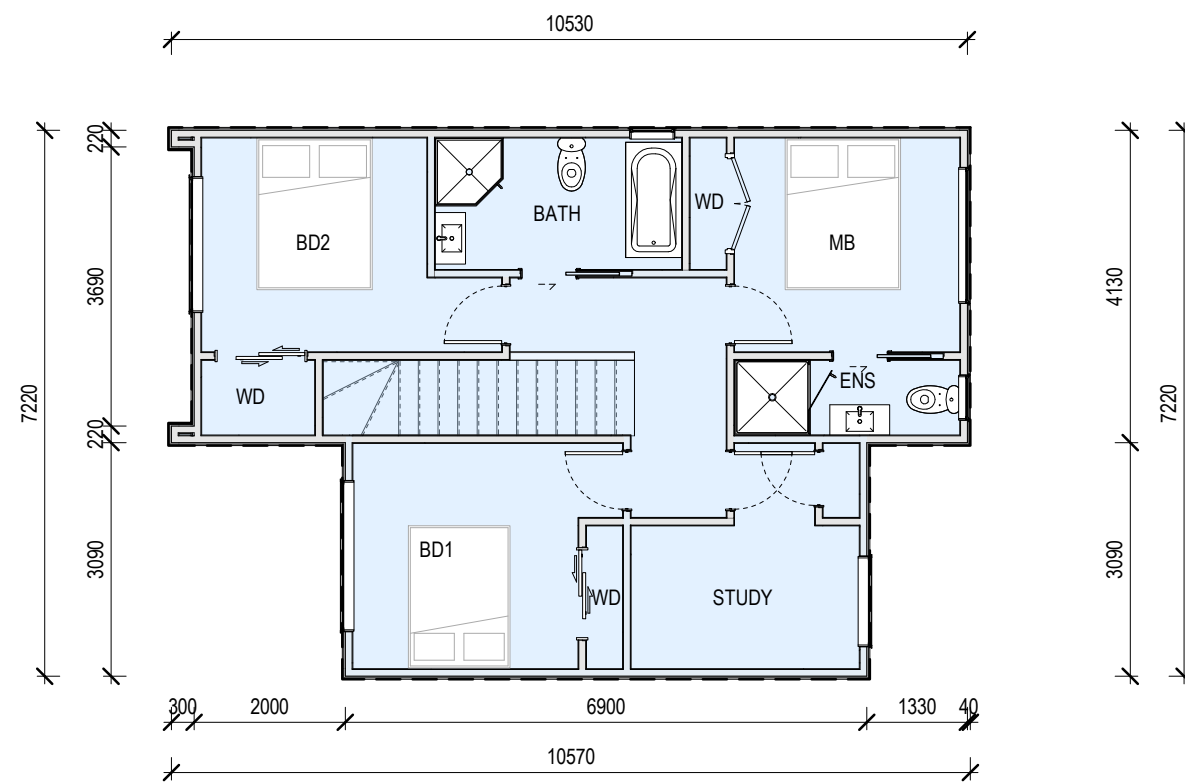
Do not scale this drawing. Verify all dimensions on commencing any work. Copyright © This drawing property of Basalt Architecture Ltd. Reproduction in whole or in part without prior consent is forbidden.

**BASALT ARCHITECTURE**

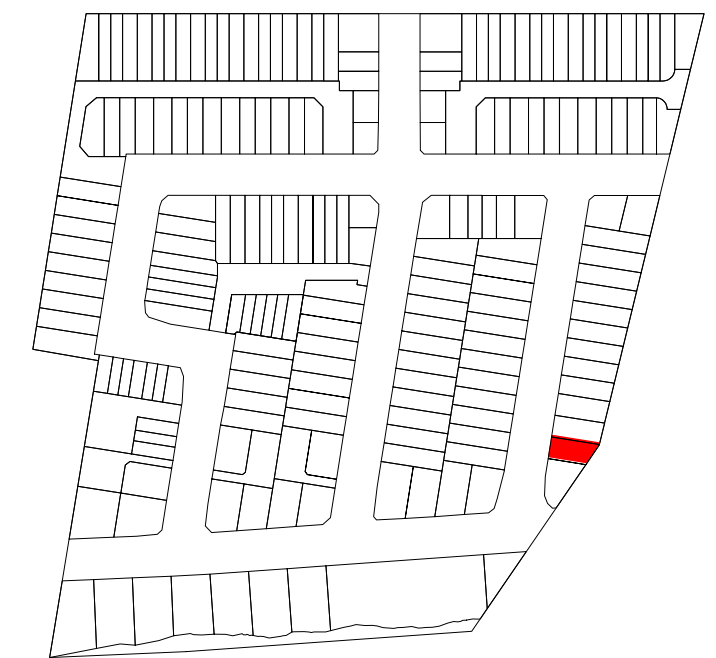
INFO@BASALTARCHITECTURE.COM



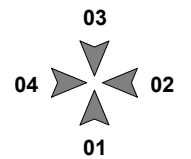
1 Ground Floor  
1 : 100



2 First Floor  
1 : 100



GROUND FLOOR AREA: 62M<sup>2</sup>  
FIRST FLOOR AREA: 64M<sup>2</sup>  
TOTAL AREA: 126M<sup>2</sup>



ISSUE	DATE	REVISION
1	24/04/2023	S92
0	27/10/2022	S92

**New Subdivision at**  
14&14A Scott Road  
Hobsonville  
Auckland 0618

**TYPE D-H5 - UNIT PLAN**

purpose	
proj no	BA2022019
scale	1 : 100 @A3
status	RC

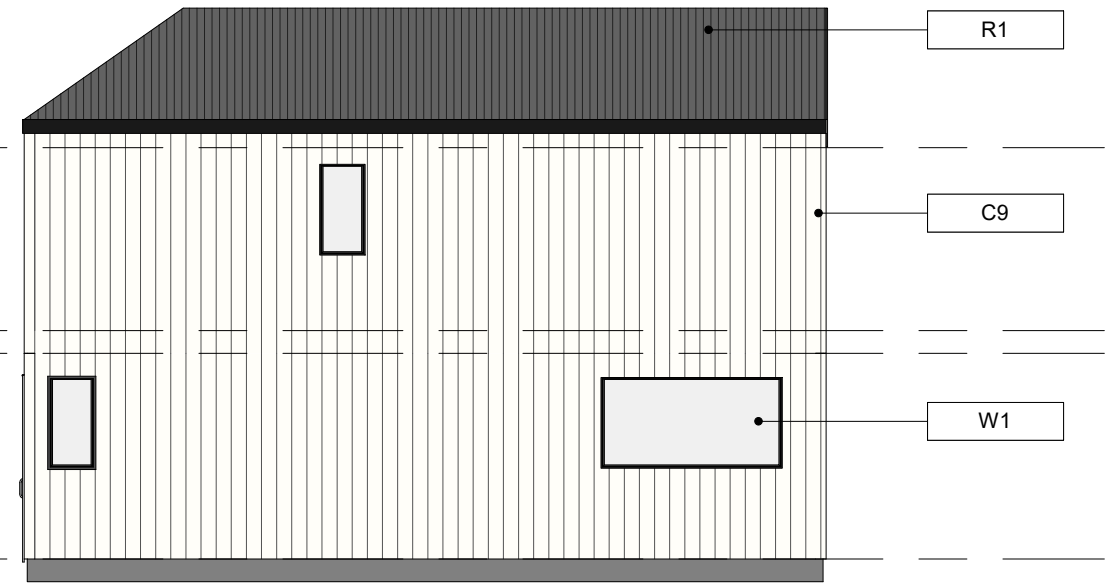
dwn	BA	dwg no	A-5000	issue	1
-----	----	--------	--------	-------	---

Do not scale this drawing. Verify all dimensions on commencing any work. Copyright © This drawing property of Basalt Architecture Ltd. Reproduction in whole or in part without prior consent is forbidden.

**BASALT ARCHITECTURE**  
INFO@BASALTARCHITECTURE.COM



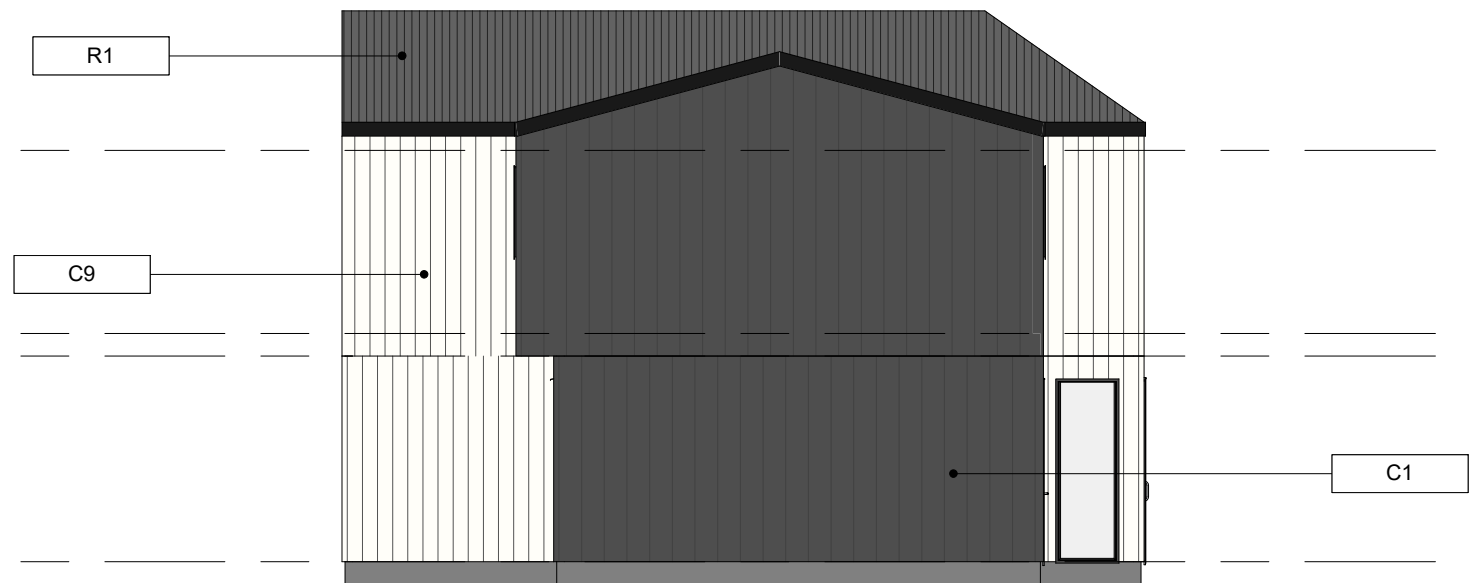
2 Elevation 02  
1 : 100



1 Elevation 01  
1 : 100



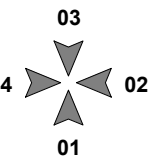
4 Elevation 04  
1 : 100



3 Elevation 03  
1 : 100

Key Notes

C1	Wall Cladding: Fibre Cement vertical weatherboard (Dark Grey)
C9	Wall Cladding: Vertical timber weatherboard (Alpine White)
D2	Garage Door
R1	Roofing: Profiled longrun metal roofing
W1	Aluminium Joinery



ISSUE	DATE	REVISION
1	24/04/2023	S92
0	27/10/2022	S92

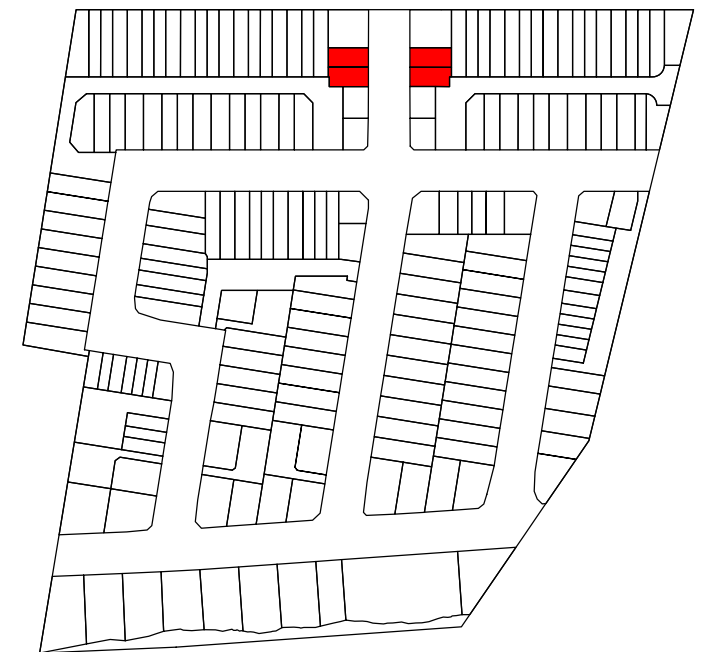
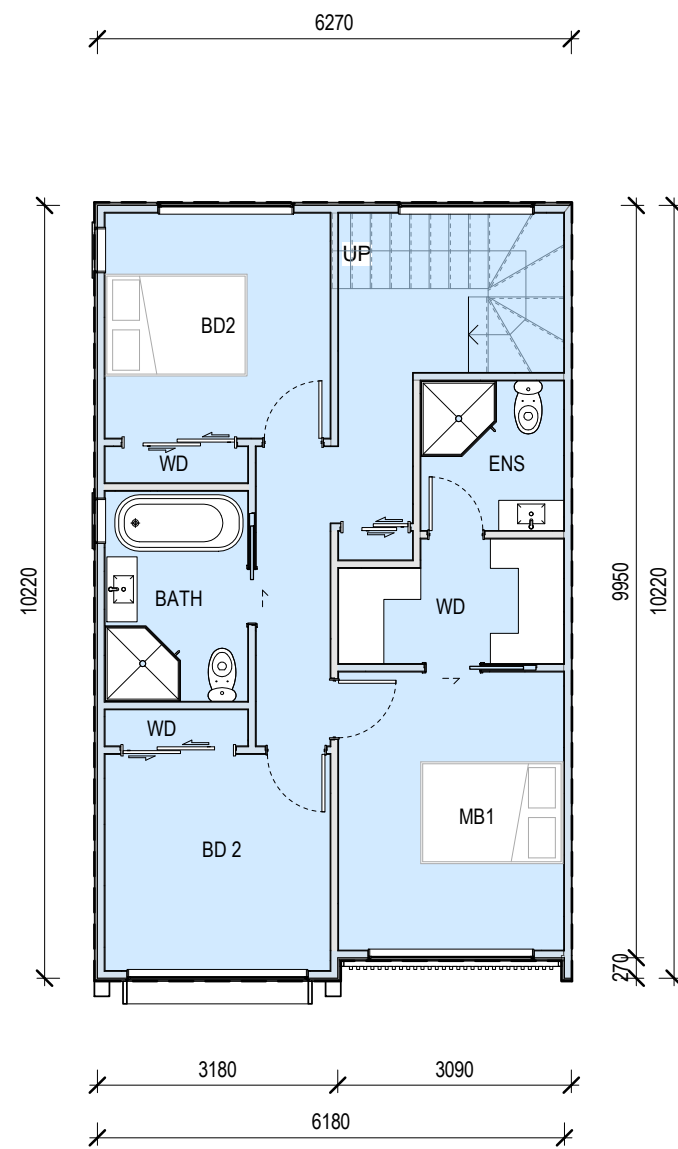
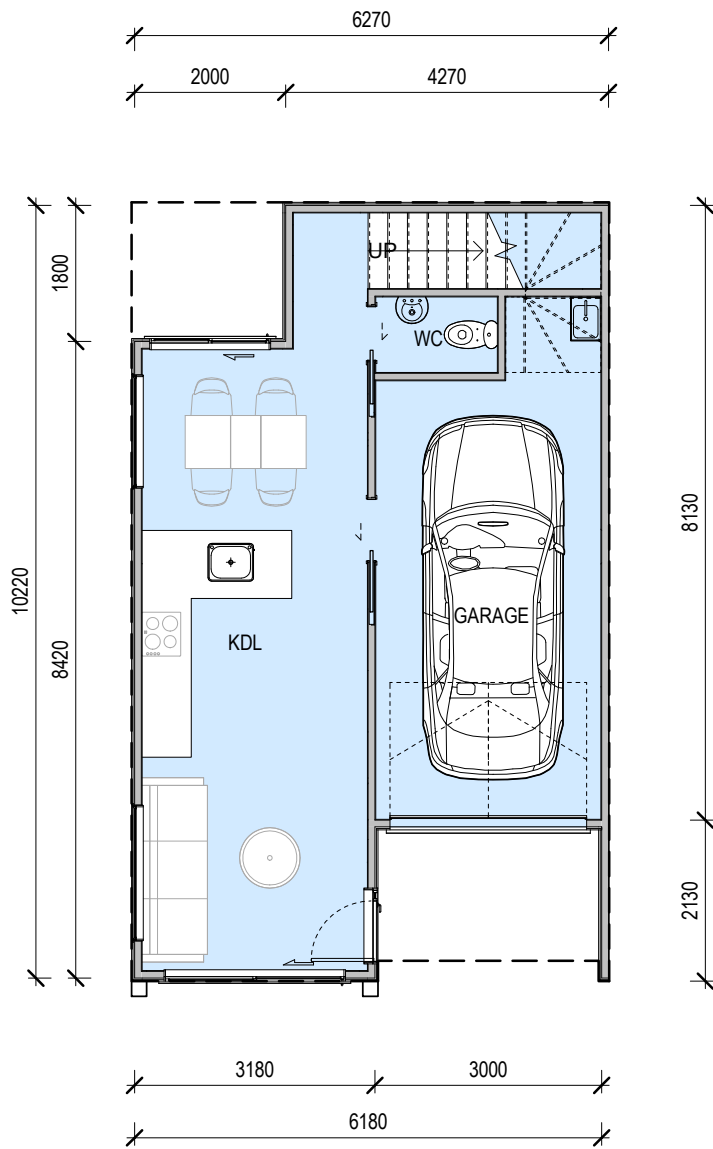
**New Subdivision at**  
14&14A Scott Road  
Hobsonville  
Auckland 0618

**TYPE D-H5 - ELEVATIONS**

purpose	
proj no	BA2022019
scale	1 : 100 @A3
status	RC

dwn	BA	dwg no	A-5001	issue	1
-----	----	--------	--------	-------	---

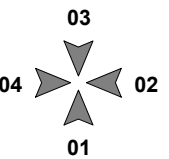
Do not scale this drawing. Verify all dimensions on commencing any work. Copyright © This drawing property of Basalt Architecture Ltd. Reproduction in whole or in part without prior consent is forbidden.



**1** Ground Floor  
1 : 100

**2** First Floor  
1 : 100

**GROUND FLOOR AREA: 55M<sup>2</sup>**  
**FIRST FLOOR AREA: 63M<sup>2</sup>**  
**TOTAL AREA: 118M<sup>2</sup>**



ISSUE	DATE	REVISION
0	27/10/2022	S92

**New Subdivision at**  
 14 & 14a Scott Road  
 Hobsonville  
 Auckland 0618

**TYPE D-H6 - UNIT PLAN**

purpose	
proj no	BA2022019
scale	1 : 100 @A3
status	RC

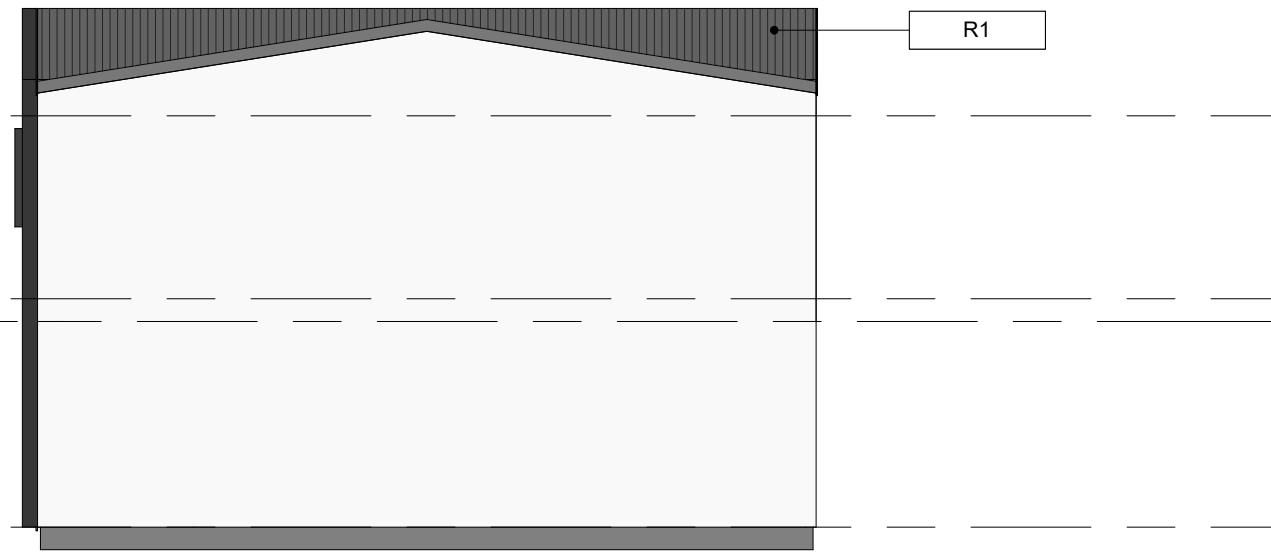
dwn	BA	dwg no	A-5000	issue	0
-----	----	--------	--------	-------	---

Do not scale this drawing. Verify all dimensions on commencing any work. Copyright © This drawing property of Basalt Architecture Ltd. Reproduction in whole or in part without prior consent is forbidden.

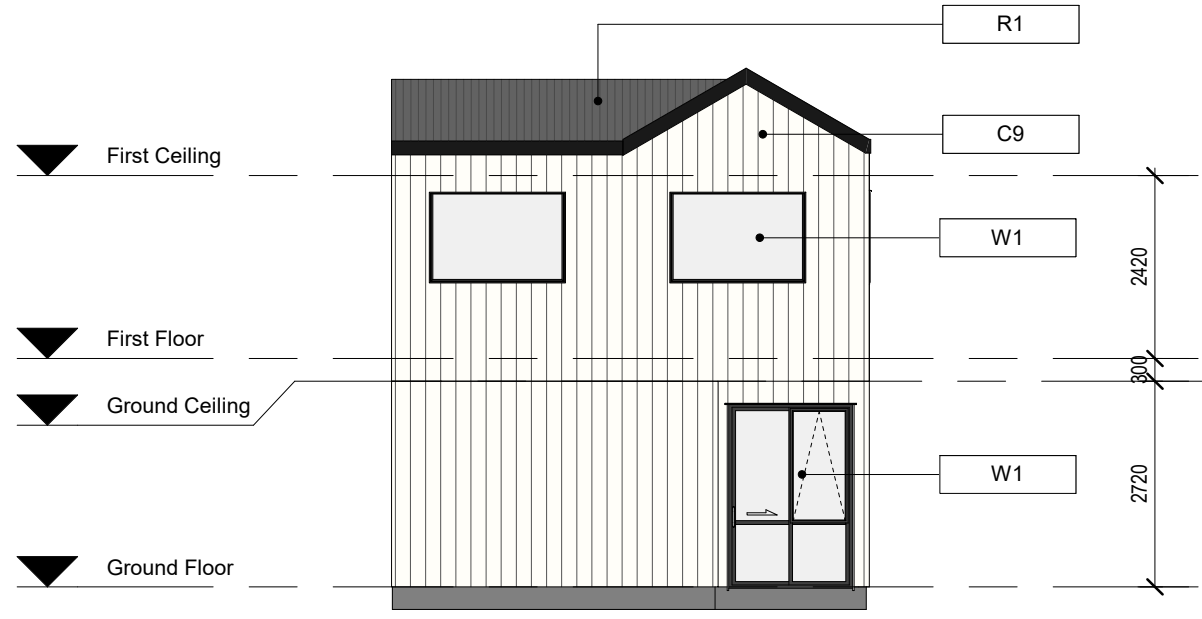
**BASALT ARCHITECTURE**  
 INFO@BASALTARCHITECTURE.COM



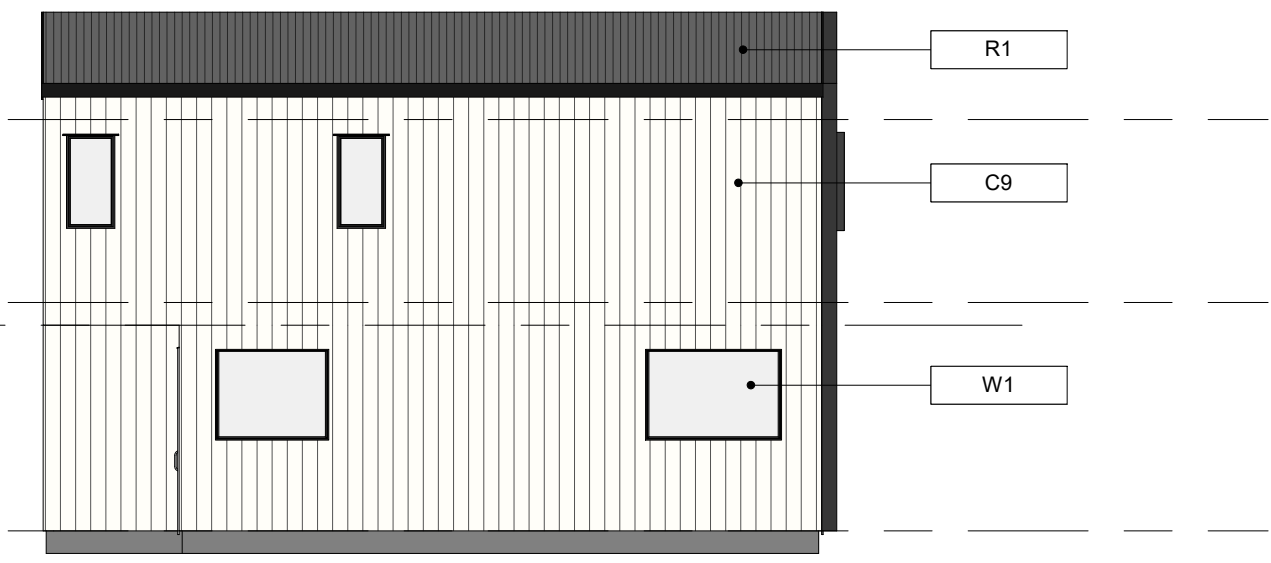
1 Elevation 01  
1 : 100



2 Elevation 02  
1 : 100

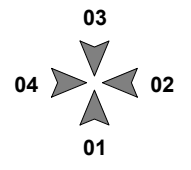


3 Elevation 03  
1 : 100



4 Elevation 04  
1 : 100

Key Notes	
C3	Wall Cladding: Vertical timber weatherboard (Natural Wood Stain)
C9	Wall Cladding: Vertical timber weatherboard (Alpine White)
D2	Garage Door
F2	Metal Balustrade
R1	Roofing: Profiled longrun metal roofing
W1	Aluminium Joinery



ISSUE	DATE	REVISION
0	27/10/2022	S92

**New Subdivision at**  
14 & 14a Scott Road  
Hobsonville  
Auckland 0618

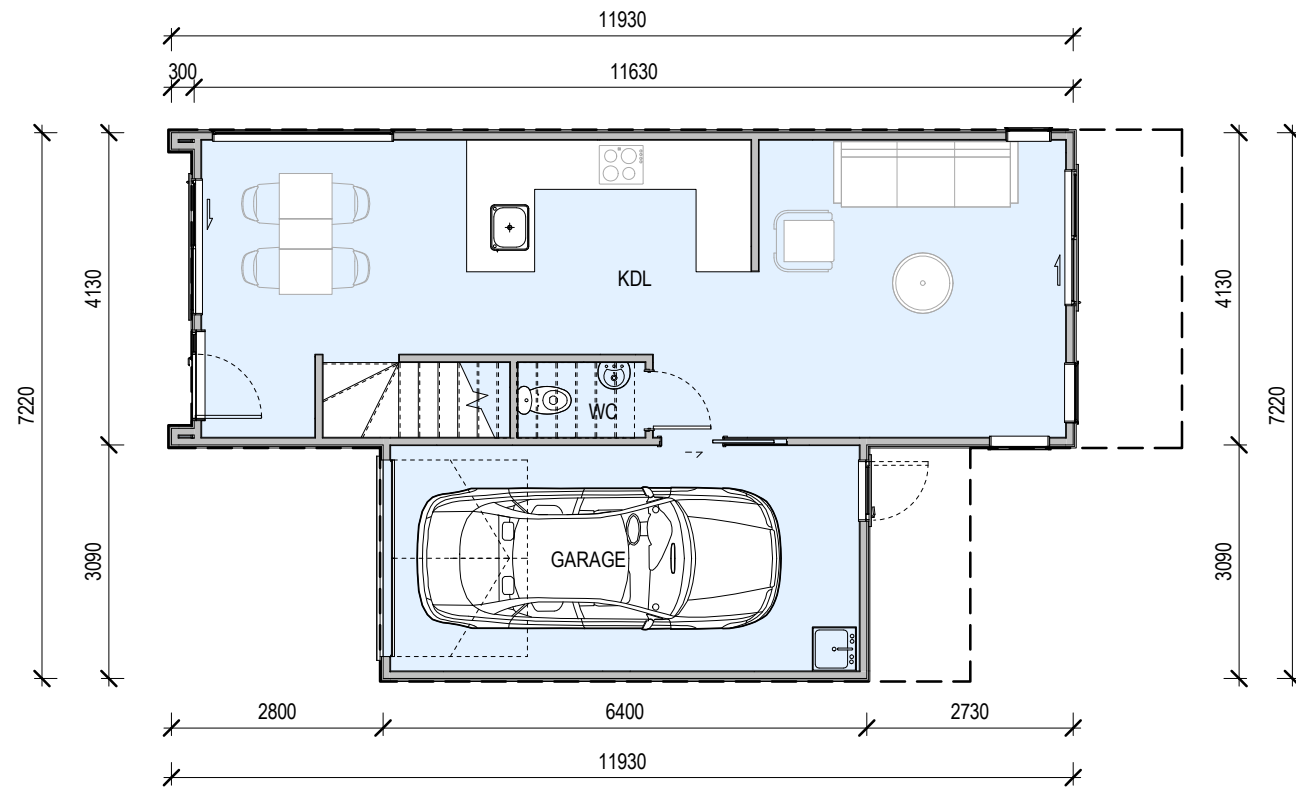
**TYPE D-H6 - ELEVATIONS**

purpose	
proj no	BA2022019
scale	1 : 100 @A3
status	RC

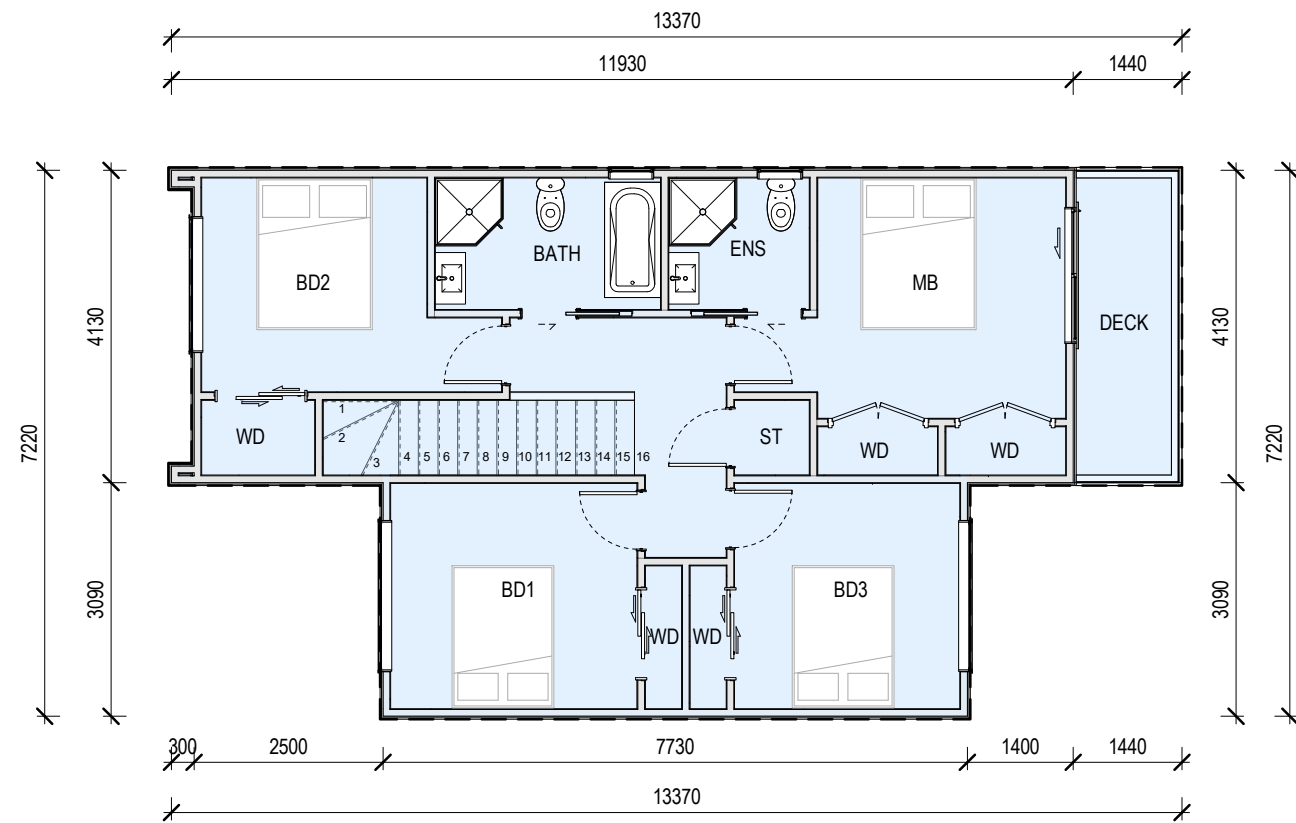
dwn	BA	dwg no	A-5001	issue	0
-----	----	--------	--------	-------	---

Do not scale this drawing. Verify all dimensions on commencing any work. Copyright © This drawing property of Basalt Architecture Ltd. Reproduction in whole or in part without prior consent is forbidden.


**BASALT ARCHITECTURE**  
INFO@BASALTARCHITECTURE.COM



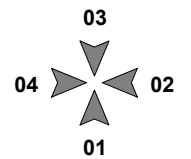
1 Ground Floor  
1 : 100



2 First Floor  
1 : 100



GROUND FLOOR AREA: 68M<sup>2</sup>  
DECK AREA: 6M<sup>2</sup>  
FIRST FLOOR AREA: 72M<sup>2</sup>  
TOTAL AREA: 146M<sup>2</sup>



ISSUE	DATE	REVISION
1	24/04/2023	S92
0	15/09/2022	S92

**New Subdivision at**  
14&14A Scott Road  
Hobsonville  
Auckland 0618

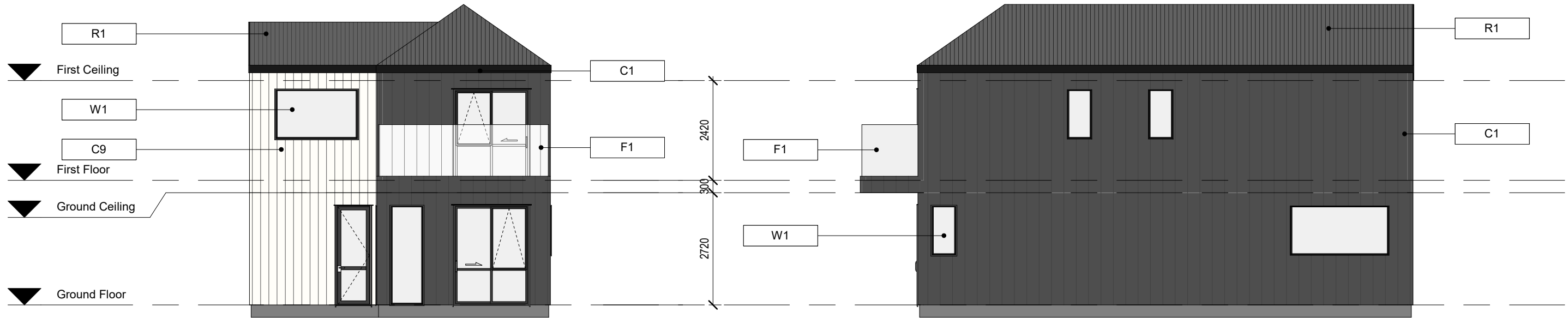
**TYPE D-H7 - UNIT PLAN**

purpose	
proj no	BA2022019
scale	1 : 100 @A3
status	RC

dwn	BA	dwg no	A-5000	issue	1
-----	----	--------	--------	-------	---

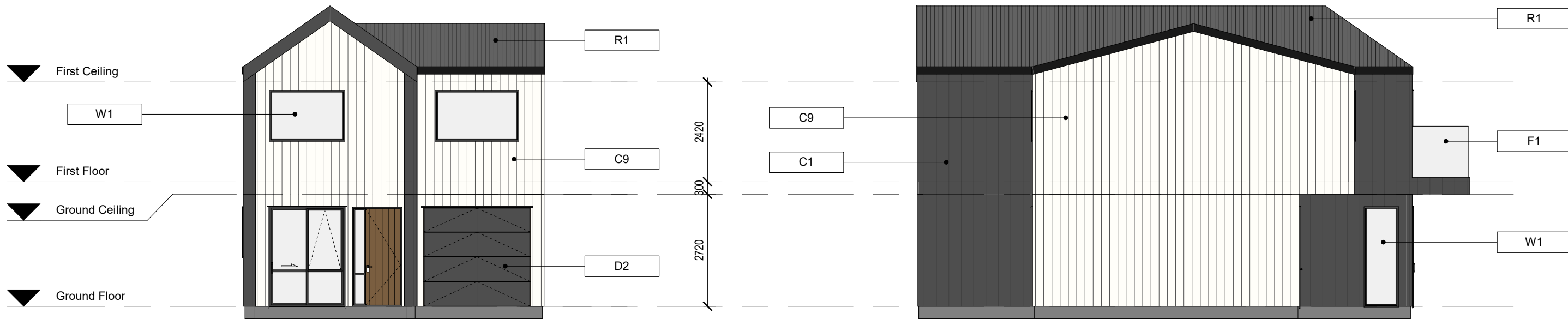
Do not scale this drawing. Verify all dimensions on commencing any work. Copyright © This drawing property of Basalt Architecture Ltd. Reproduction in whole or in part without prior consent is forbidden.

**BASALT ARCHITECTURE**  
INFO@BASALTARCHITECTURE.COM  
9 MORGAN STREET, NEW MARKET, AUCKLAND 1023



1 Elevation 02  
1 : 100

2 Elevation 01  
1 : 100

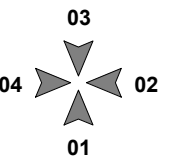


3 Elevation 04  
1 : 100

4 Elevation 03  
1 : 100

Key Notes

C1	Wall Cladding: Fibre Cement vertical weatherboard (Dark Grey)
C9	Wall Cladding: Vertical timber weatherboard (Alpine White)
D2	Garage Door
F1	Glass Balustrade
R1	Roofing: Profiled longrun metal roofing
W1	Aluminium Joinery



ISSUE	DATE	REVISION
1	24/04/2023	S92
0	15/09/2022	S92

**New Subdivision at**  
14&14A Scott Road  
Hobsonville  
Auckland 0618

**TYPE D-H7 - ELEVATIONS**

purpose	
proj no	BA2022019
scale	1 : 100 @A3
status	RC

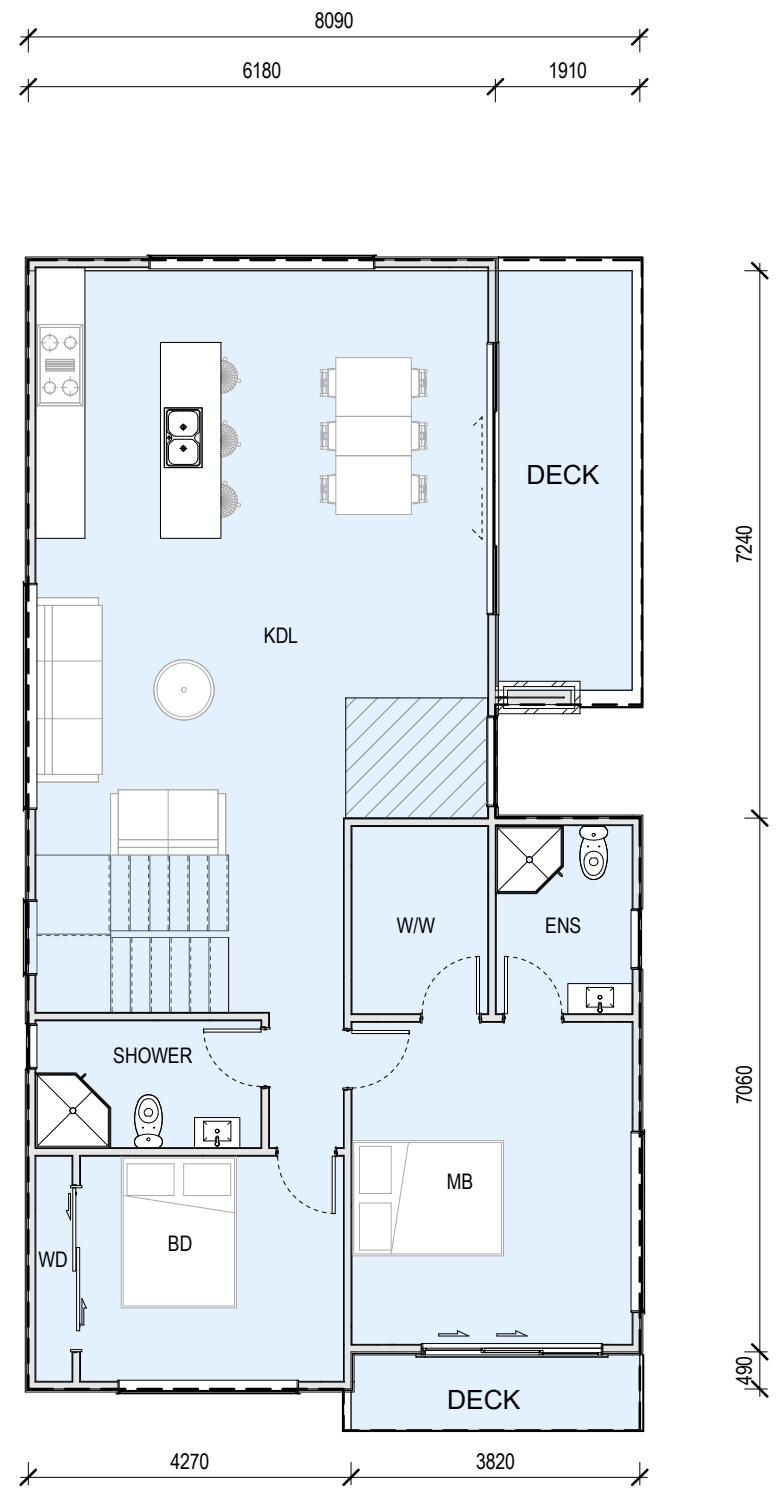
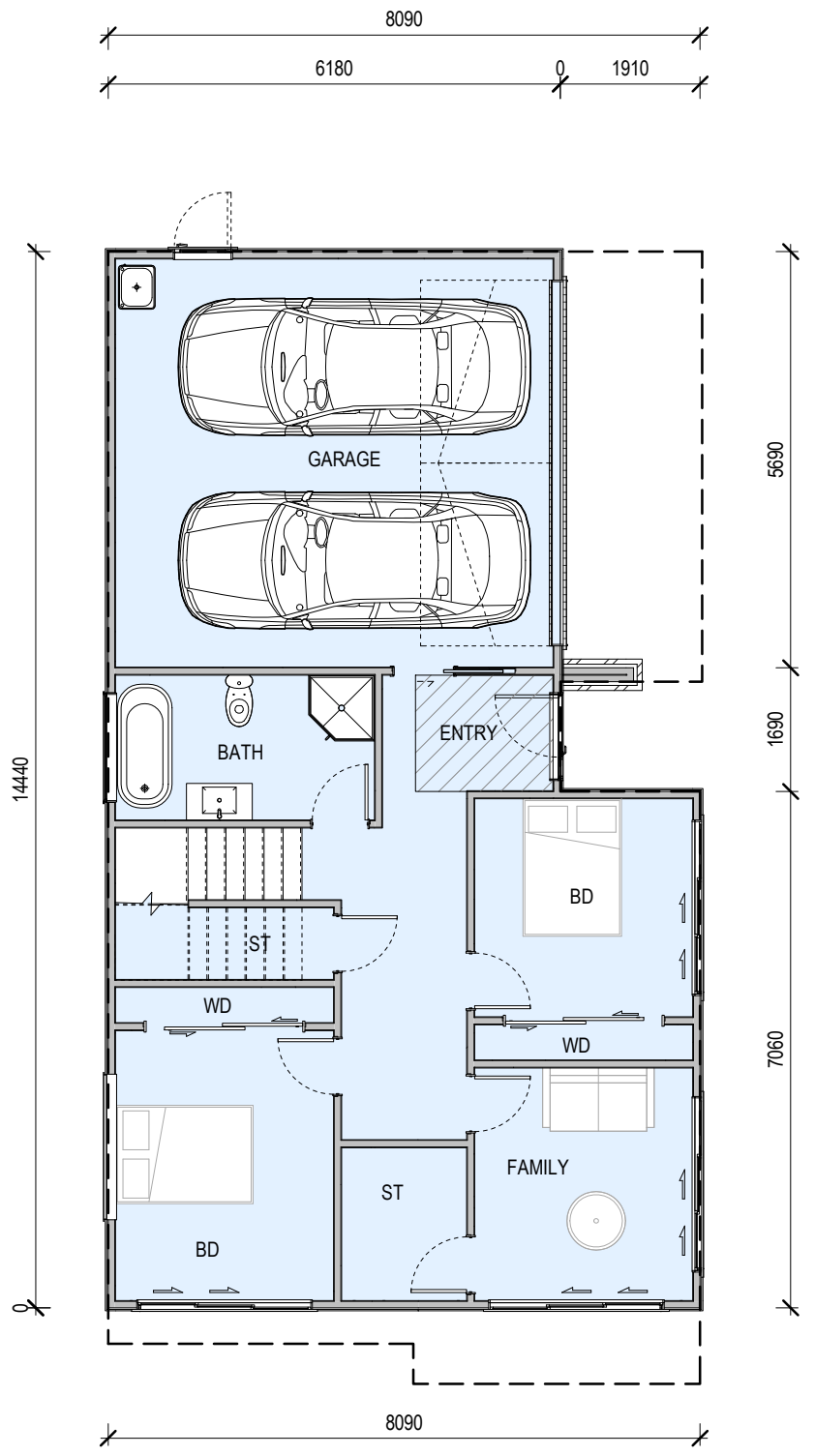
dwn	BA	dwg no	A-5001	issue	1
-----	----	--------	--------	-------	---

Do not scale this drawing. Verify all dimensions on commencing any work. Copyright © This drawing property of Basalt Architecture Ltd. Reproduction in whole or in part without prior consent is forbidden.

**BASALT ARCHITECTURE**  
INFO@BASALTARCHITECTURE.COM  
9 MORGAN STREET, NEW MARKET, AUCKLAND 1023



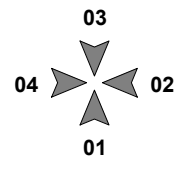
**TYPE D-H8**



**1** Ground Floor  
1 : 100

**2** First Floor  
1 : 100

**GROUND FLOOR AREA: 103M<sup>2</sup>**  
**FIRST FLOOR AREA: 104M<sup>2</sup>**  
**DECK AREA: 14M<sup>2</sup>**  
**TOTAL AREA: 221M<sup>2</sup>**



ISSUE	DATE	REVISION
0	27/10/2022	S92

**New Subdivision at**  
 14&14A Scott Road  
 Hobsonville  
 Auckland 0618

**TYPE D-H8 - UNIT PLAN**

purpose	
proj no	BA2022019
scale	1 : 100 @A3
status	RC

dwn	BA	dwg no	A-5000	issue	0
-----	----	--------	--------	-------	---

Do not scale this drawing. Verify all dimensions on commencing any work. Copyright © This drawing property of Basalt Architecture Ltd. Reproduction in whole or in part without prior consent is forbidden.

**BASALT ARCHITECTURE**  
 INFO@BASALTARCHITECTURE.COM



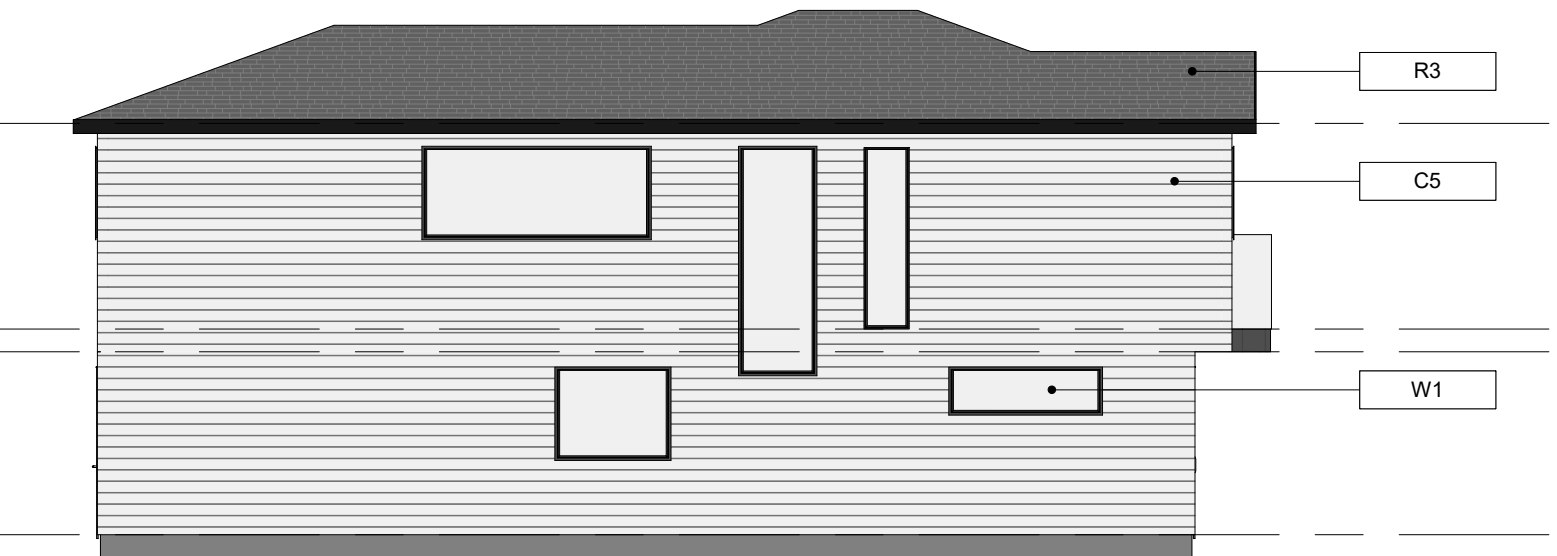
1 Elevation 01  
1 : 100



2 Elevation 02  
1 : 100



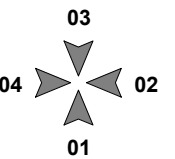
3 Elevation 03  
1 : 100



4 Elevation 04  
1 : 100

Key Notes	
C1	Wall Cladding: Fibre Cement vertical weatherboard (Dark Grey)
C5	Wall Cladding: Horizontal timber weatherboard (Light Grey)
C6	Wall Cladding: Clay brick veneer (Light Grey)
D1	Entry Door
D2	Garage Door

Key Notes	
F1	Glass Balustrade
R3	Roofing: Asphalt shingle roofing
W1	Aluminium Joinery



ISSUE	DATE	REVISION
0	27/10/2022	S92

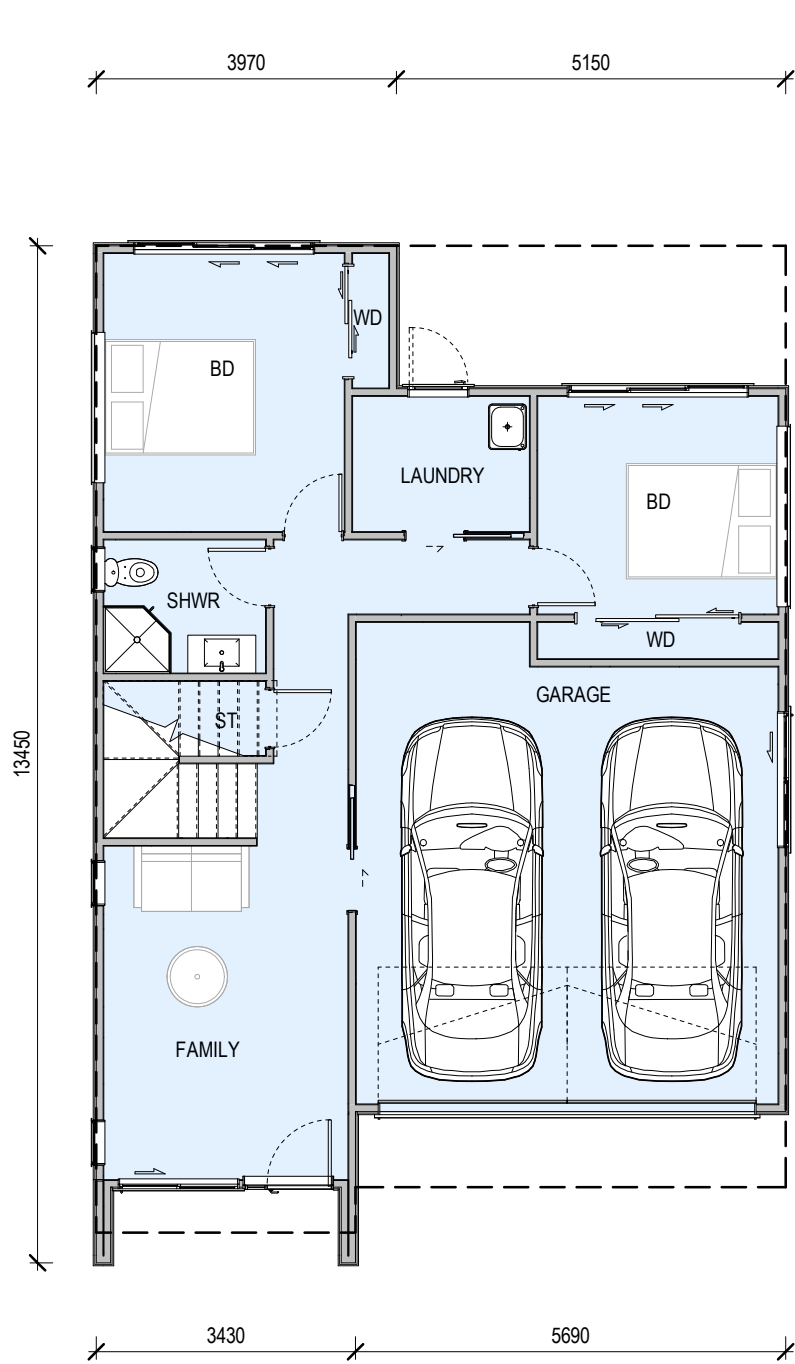
**New Subdivision at**  
14&14A Scott Road  
Hobsonville  
Auckland 0618

**TYPE D-H8 - ELEVATIONS**

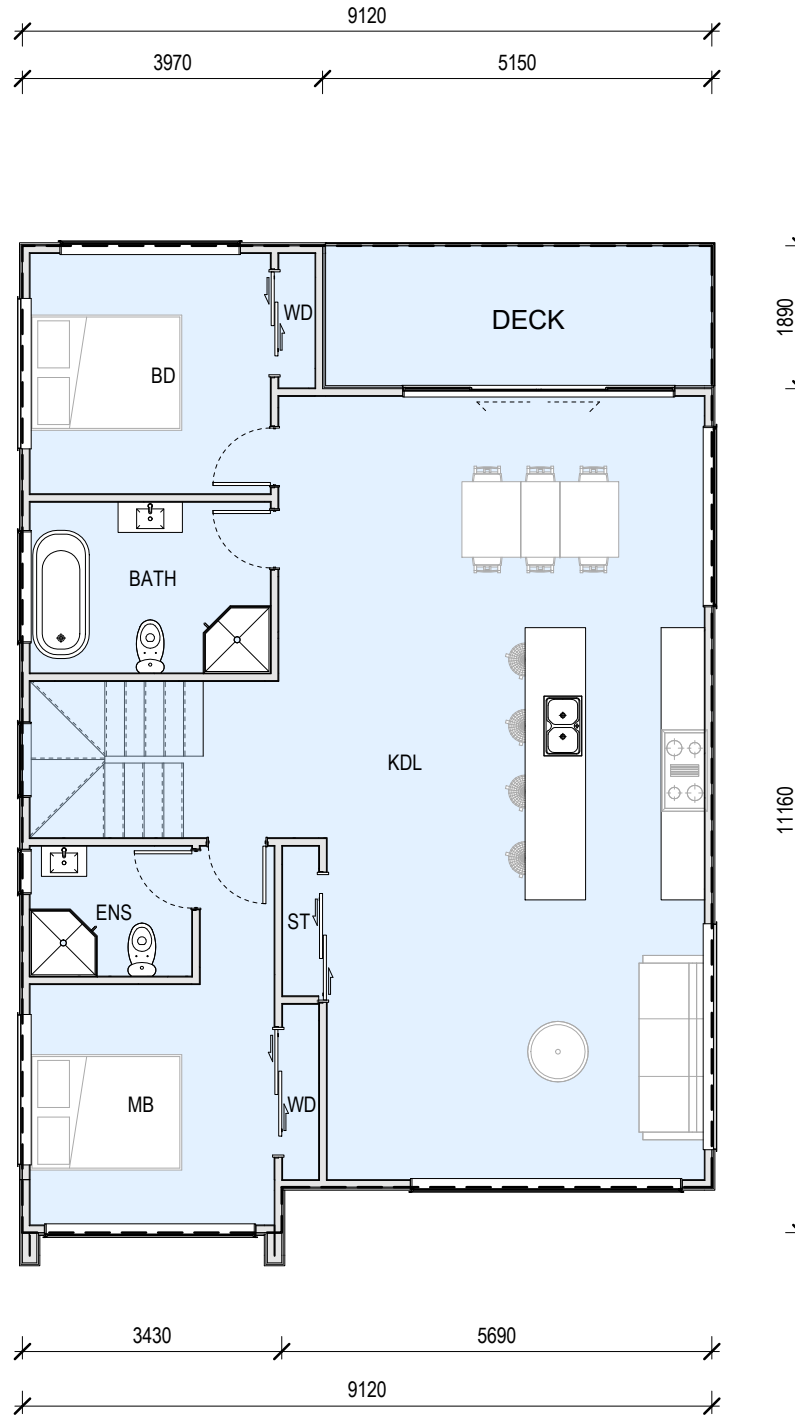
purpose	
proj no	BA2022019
scale	1 : 100 @A3
status	RC

dwn	BA	dwg no	A-5001	issue	0
Do not scale this drawing. Verify all dimensions on commencing any work. Copyright © This drawing property of Basalt Architecture Ltd. Reproduction in whole or in part without prior consent is forbidden.					

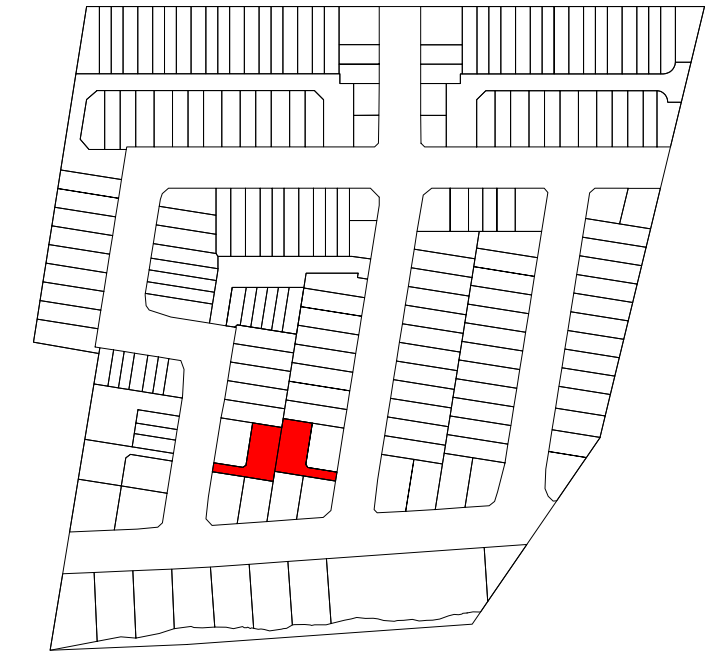
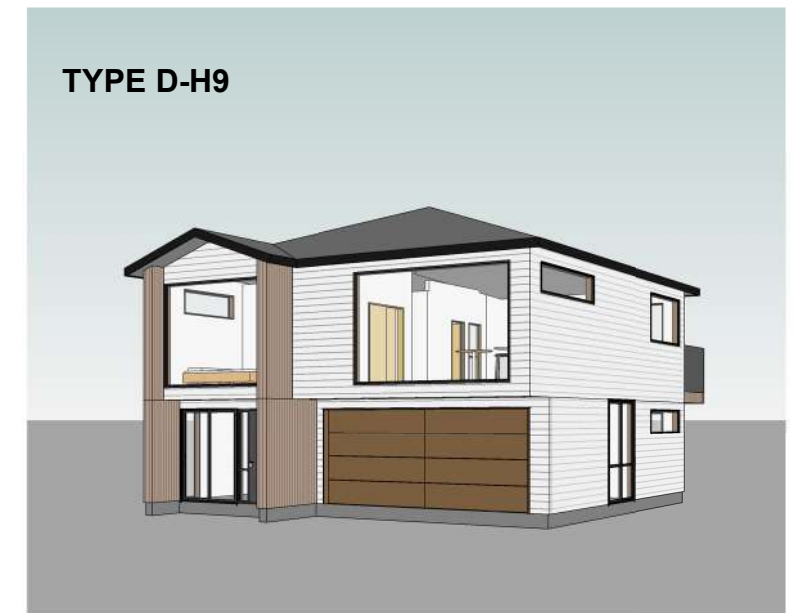
**BASALT ARCHITECTURE**  
INFO@BASALTARCHITECTURE.COM



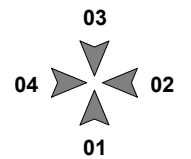
1 Ground Floor  
1 : 100



2 First Floor  
1 : 100



GROUND FLOOR AREA: 99M<sup>2</sup>  
 FIRST FLOOR AREA: 106M<sup>2</sup>  
 DECK AREA: 10M<sup>2</sup>  
 TOTAL AREA: 215M<sup>2</sup>



ISSUE	DATE	REVISION
1	01/02/2023	S92 2ND
0	27/10/2022	S92

**New Subdivision at**  
 14&14A Scott Road  
 Hobsonville  
 Auckland 0618

**TYPE D-H9 - UNIT PLAN**

purpose	
proj no	BA2022019
scale	1 : 100 @A3
status	RC

dwn	BA	dwg no	A-5000	issue	1
-----	----	--------	--------	-------	---

Do not scale this drawing. Verify all dimensions on commencing any work. Copyright © This drawing property of Basalt Architecture Ltd. Reproduction in whole or in part without prior consent is forbidden.

**BASALT ARCHITECTURE**  
 INFO@BASALTARCHITECTURE.COM



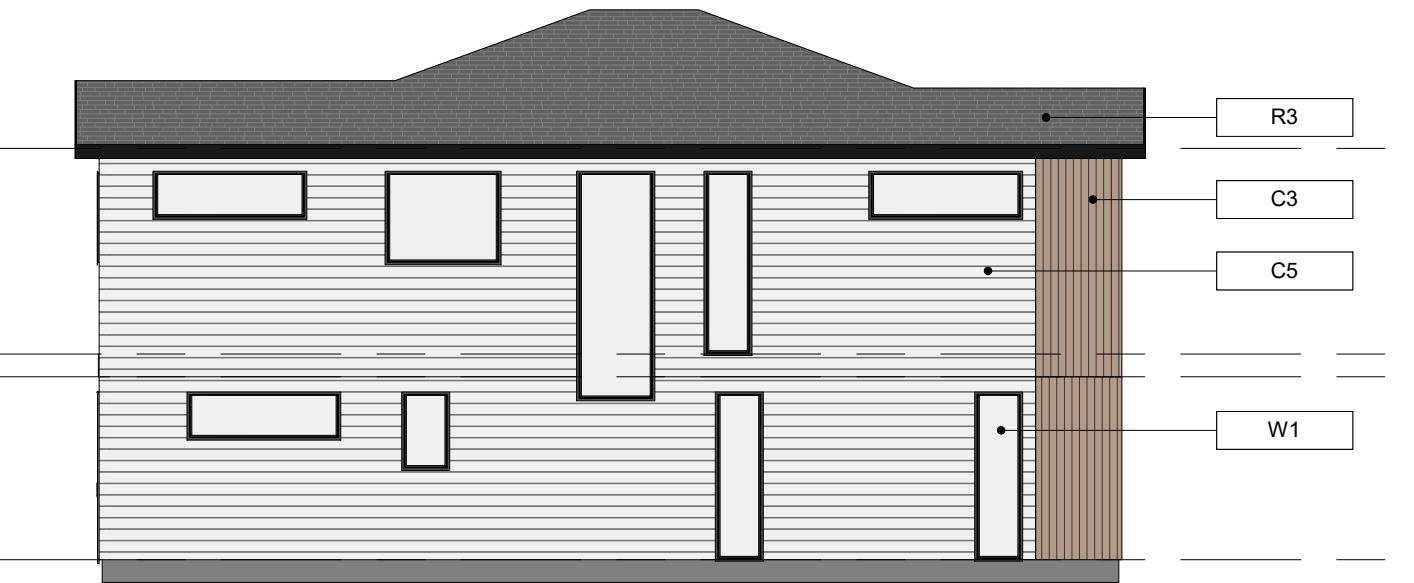
1 Elevation 01  
1 : 100



2 Elevation 02  
1 : 100

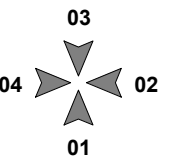


3 Elevation 03  
1 : 100



4 Elevation 04  
1 : 100

Key Notes		
C3	Wall Cladding: Vertical timber weatherboard (Natural Wood Stain)	
C5	Wall Cladding: Horizontal timber weatherboard (Light Grey)	
D1	Entry Door	
D2	Garage Door	
F3	Solid Panel	
R3	Roofing: Asphalt shingle roofing	
W1	Aluminium Joinery	



ISSUE	DATE	REVISION
1	01/02/2023	S92 2ND
0	27/10/2022	S92

**New Subdivision at**  
14&14A Scott Road  
Hobsonville  
Auckland 0618


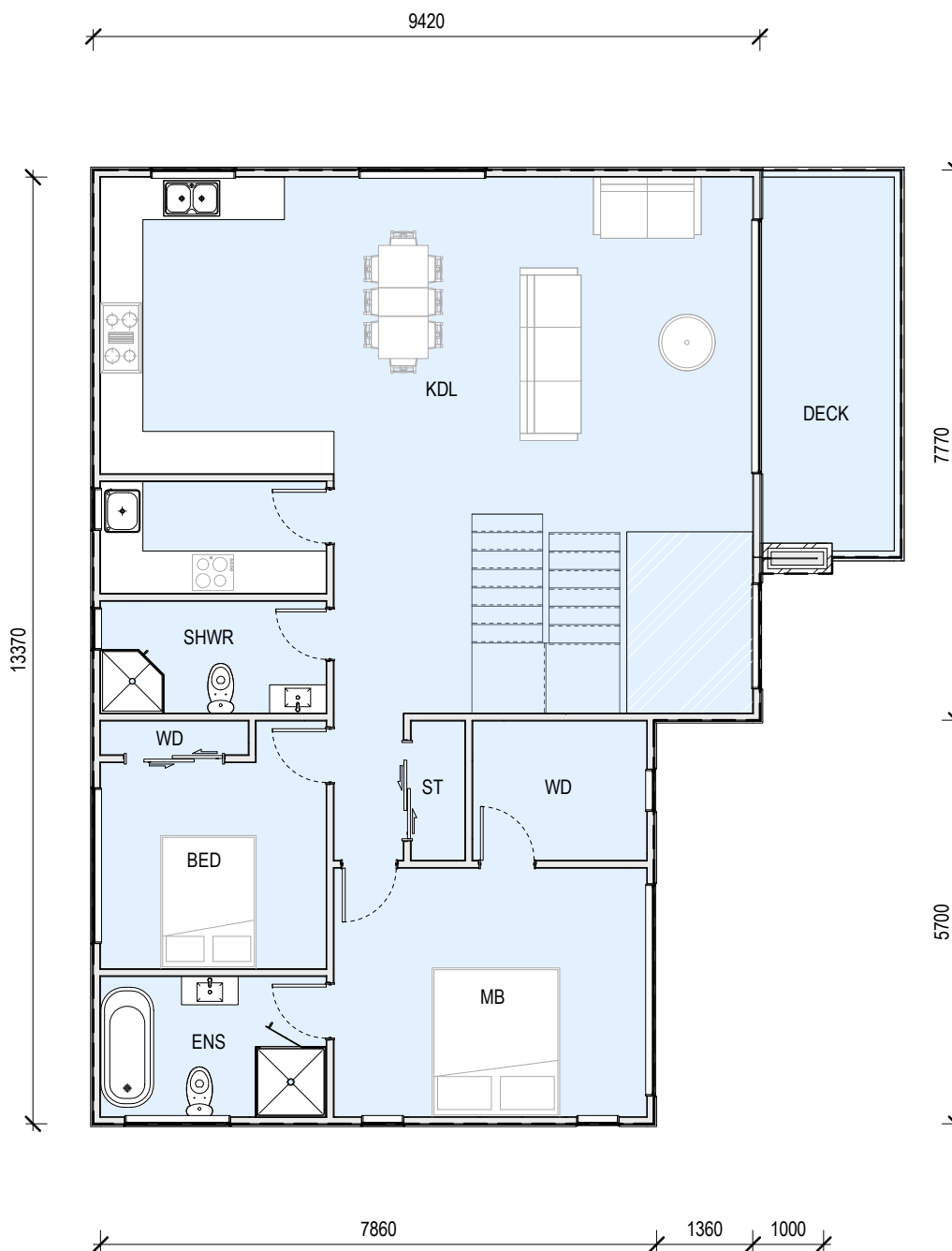
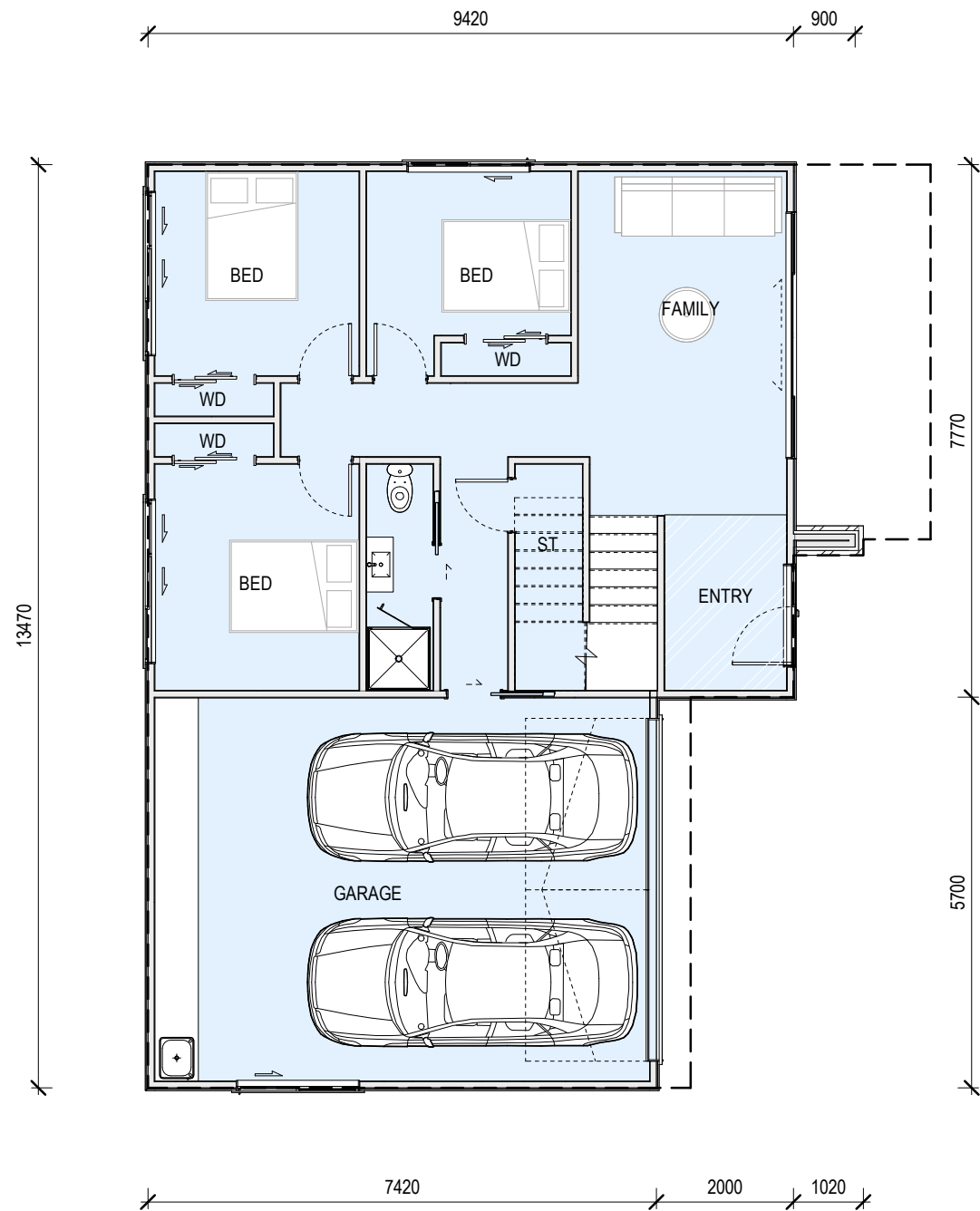
**TYPE D-H9 - ELEVATIONS**

purpose	
proj no	BA2022019
scale	1 : 100 @A3
status	RC

dwn	BA	dwg no	A-5001	issue	1
-----	----	--------	--------	-------	---

Do not scale this drawing. Verify all dimensions on commencing any work. Copyright © This drawing property of Basalt Architecture Ltd. Reproduction in whole or in part without prior consent is forbidden.

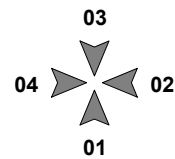
**BASALT ARCHITECTURE**  
INFO@BASALTARCHITECTURE.COM



1 Ground Floor  
1 : 100

2 First Floor  
1 : 100

GROUND FLOOR AREA: 116M<sup>2</sup>  
FIRST FLOOR AREA: 118M<sup>2</sup>  
DECK: 11M<sup>2</sup>  
TOTAL AREA: 245M<sup>2</sup>



ISSUE	DATE	REVISION
0	27/10/2022	S92

**New Subdivision at**  
14&14A Scott Road  
Hobsonville  
Auckland 0618

**TYPE D-H10 - UNIT PLAN**

purpose	
proj no	BA2022019
scale	1 : 100 @A3
status	RC

dwn	BA	dwg no	A-5000	issue	0
-----	----	--------	--------	-------	---

Do not scale this drawing. Verify all dimensions on commencing any work. Copyright © This drawing property of Basalt Architecture Ltd. Reproduction in whole or in part without prior consent is forbidden.

**BASALT ARCHITECTURE**  
INFO@BASALTARCHITECTURE.COM



1 Elevation 01  
1 : 100



2 Elevation 02  
1 : 100



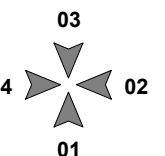
3 Elevation 03  
1 : 100



4 Elevation 04  
1 : 100

Key Notes	
C1	Wall Cladding: Fibre Cement vertical weatherboard (Dark Grey)
C3	Wall Cladding: Vertical timber weatherboard (Natural Wood Stain)
C6	Wall Cladding: Clay brick veneer (Light Grey)
D1	Entry Door
D2	Garage Door

Key Notes	
F1	Glass Balustrade
R3	Roofing: Asphalt shingle roofing
W1	Aluminium Joinery



ISSUE	DATE	REVISION
0	27/10/2022	S92

**New Subdivision at**  
14&14A Scott Road  
Hobsonville  
Auckland 0618

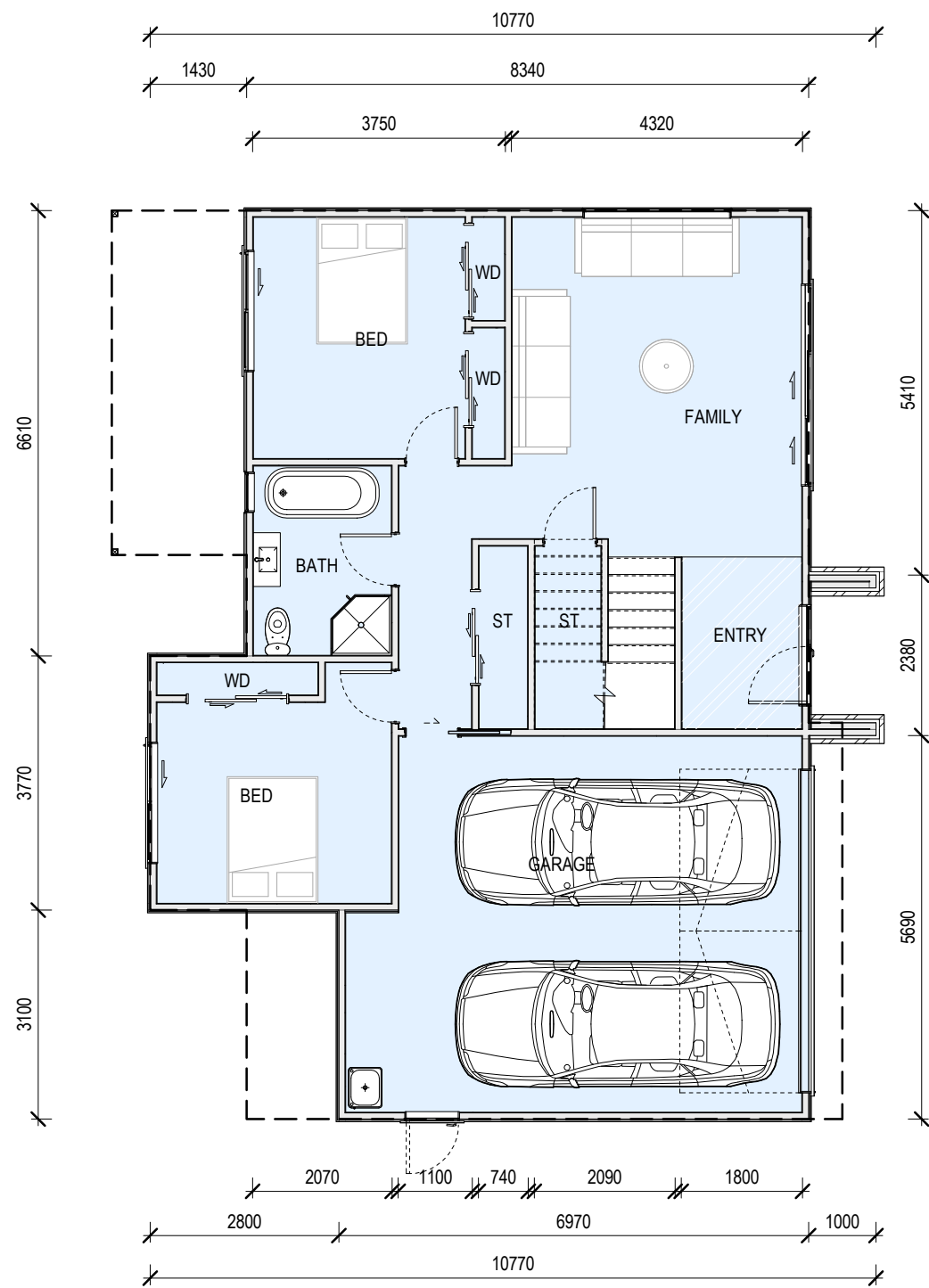
**TYPE D-H10- ELEVATIONS**

purpose	
proj no	BA2022019
scale	1 : 100 @A3
status	RC

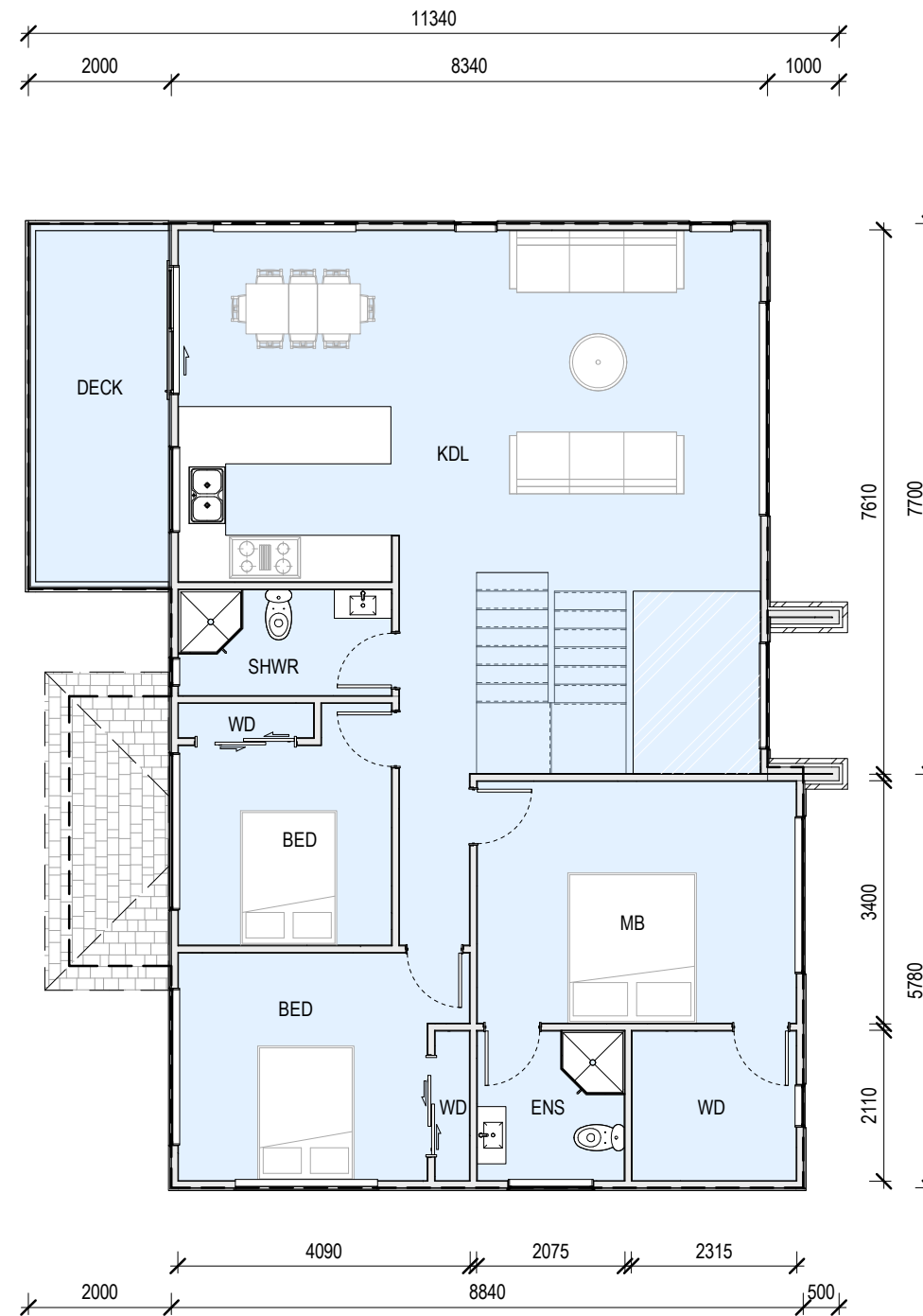
dwn	BA	dwg no	A-5001	issue	0
-----	----	--------	--------	-------	---

Do not scale this drawing. Verify all dimensions on commencing any work. Copyright © This drawing property of Basalt Architecture Ltd. Reproduction in whole or in part without prior consent is forbidden.

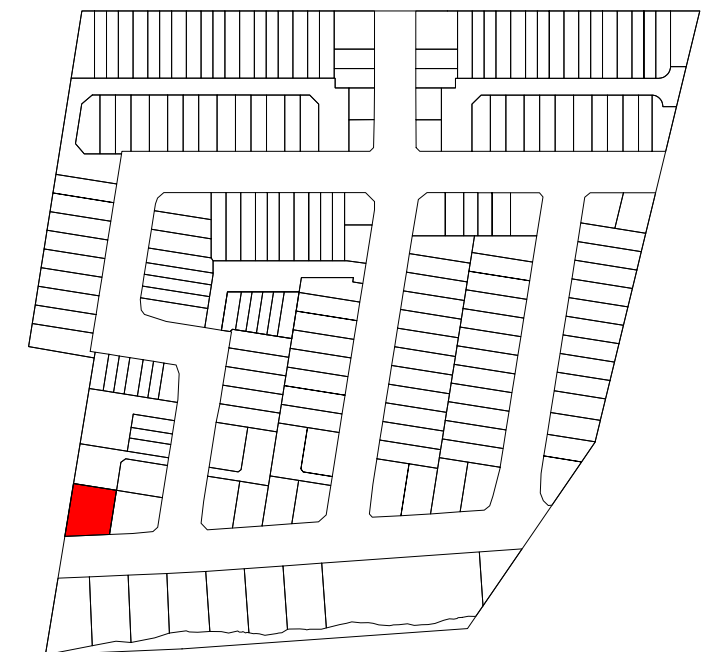

**BASALT ARCHITECTURE**  
INFO@BASALTARCHITECTURE.COM



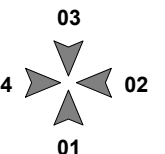
1 Ground Floor  
1 : 100



2 First Floor  
1 : 100



GROUND FLOOR AREA: 114M<sup>2</sup>  
FIRST FLOOR AREA: 115M<sup>2</sup>  
DECK AREA: 10M<sup>2</sup>  
TOTAL AREA: 239M<sup>2</sup>



ISSUE	DATE	REVISION
0	27/10/2022	S92

**New Subdivision at**  
14&14A Scott Road  
Hobsonville  
Auckland 0618

**TYPE D-H11 - UNIT PLAN**

purpose	
proj no	BA2022019
scale	1 : 100 @A3
status	RC

dwn	BA	dwg no	A-5000	issue	0
-----	----	--------	--------	-------	---

Do not scale this drawing. Verify all dimensions on commencing any work. Copyright © This drawing property of Basalt Architecture Ltd. Reproduction in whole or in part without prior consent is forbidden.

**BASALT ARCHITECTURE**

INFO@BASALTARCHITECTURE.COM



1 Elevation 01  
1 : 100



2 Elevation 02  
1 : 100



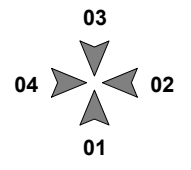
3 Elevation 03  
1 : 100



4 Elevation 04  
1 : 100

Key Notes	
C3	Wall Cladding: Vertical timber weatherboard (Natural Wood Stain)
C5	Wall Cladding: Horizontal timber weatherboard (Light Grey)
C6	Wall Cladding: Clay brick veneer (Light Grey)
D1	Entry Door
D2	Garage Door

Key Notes	
F1	Glass Balustrade
R3	Roofing: Asphalt shingle roofing
W1	Aluminium Joinery



ISSUE	DATE	REVISION
0	27/10/2022	S92

**New Subdivision at**  
14&14A Scott Road  
Hobsonville  
Auckland 0618

**TYPE D-H11- ELEVATIONS**

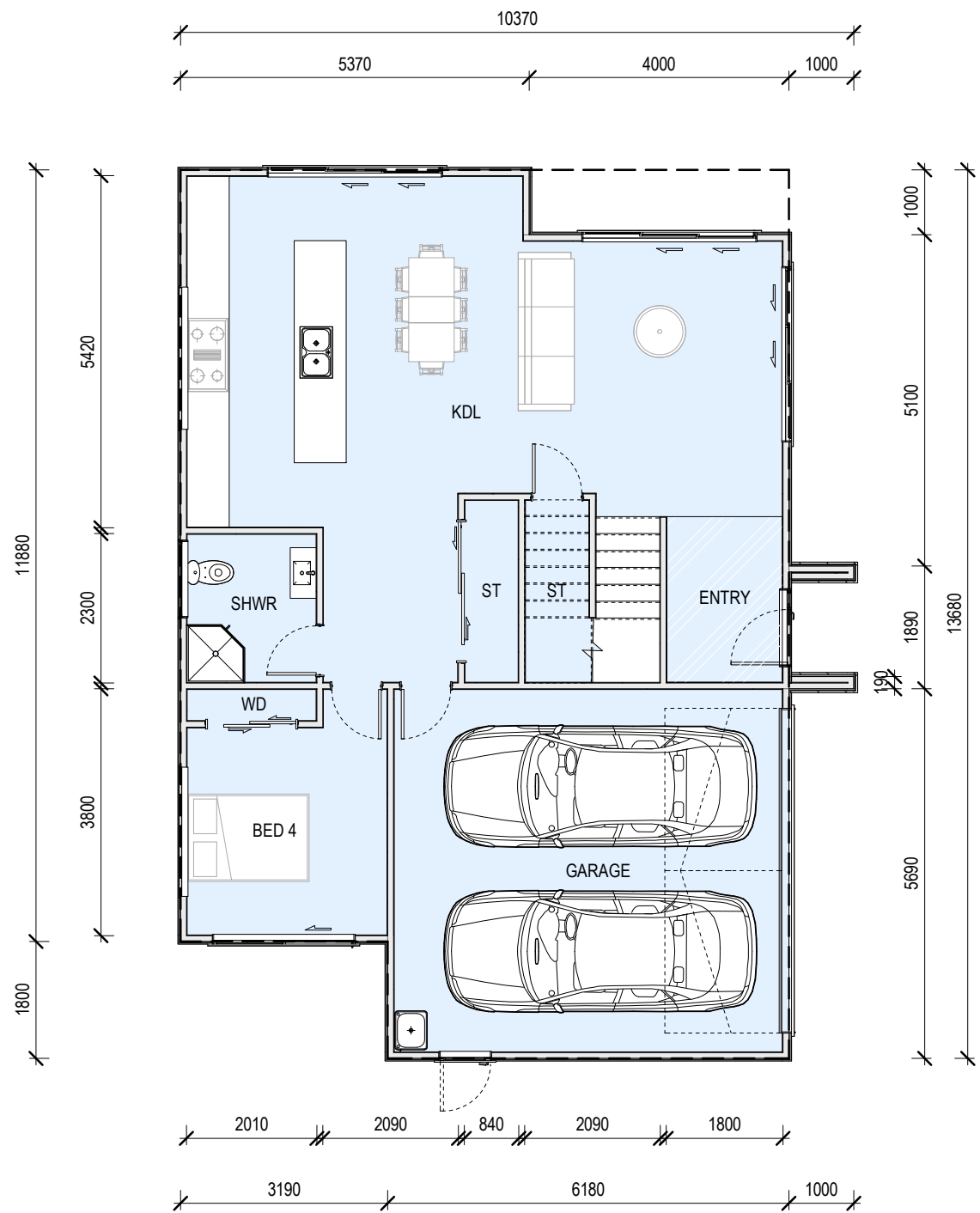
purpose	
proj no	BA2022019
scale	1 : 100 @A3
status	RC

dwn	BA	dwg no	A-5001	issue	0
-----	----	--------	--------	-------	---

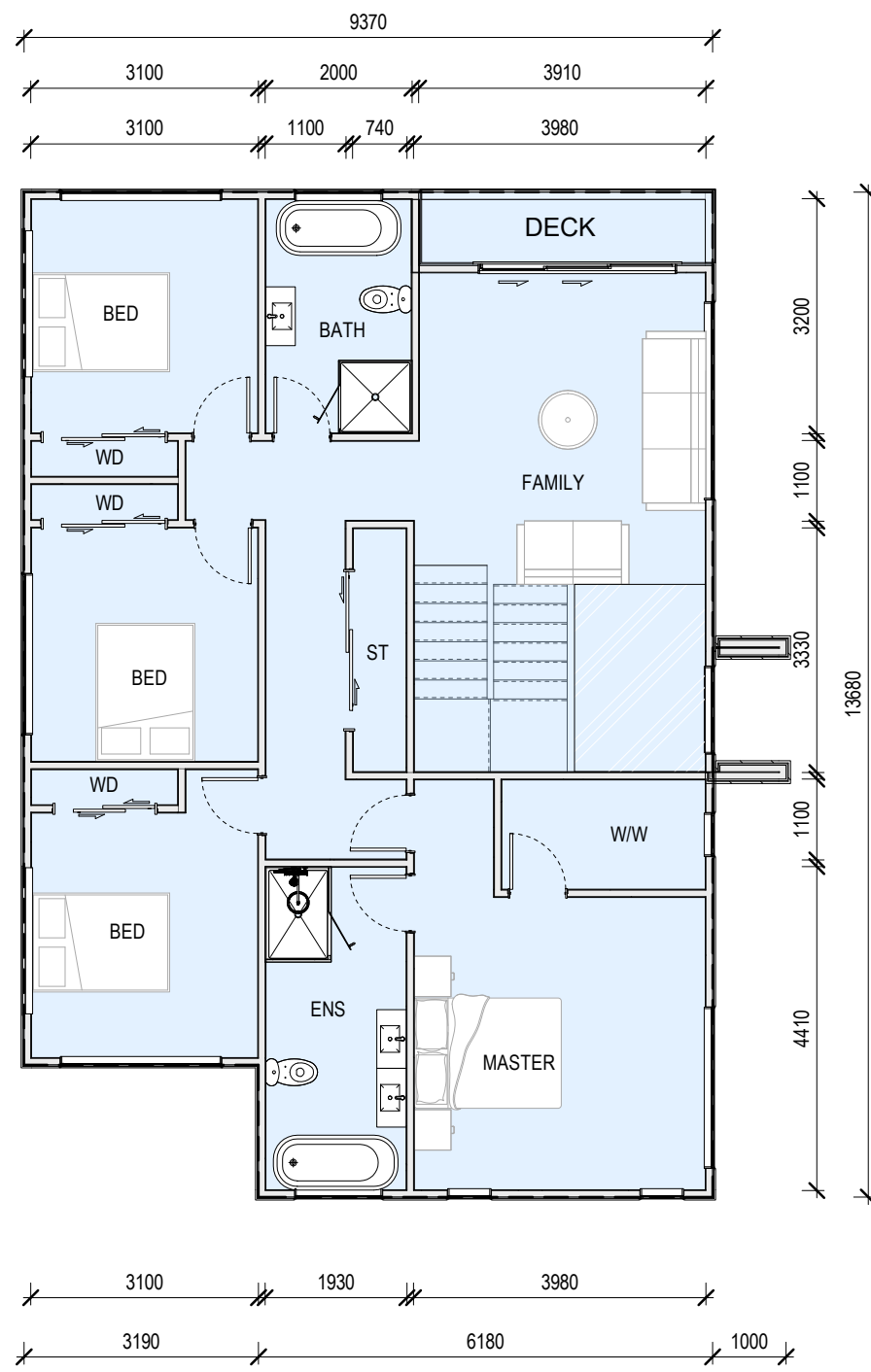
Do not scale this drawing. Verify all dimensions on commencing any work. Copyright © This drawing property of Basalt Architecture Ltd. Reproduction in whole or in part without prior consent is forbidden.

**BASALT ARCHITECTURE**  
INFO@BASALTARCHITECTURE.COM

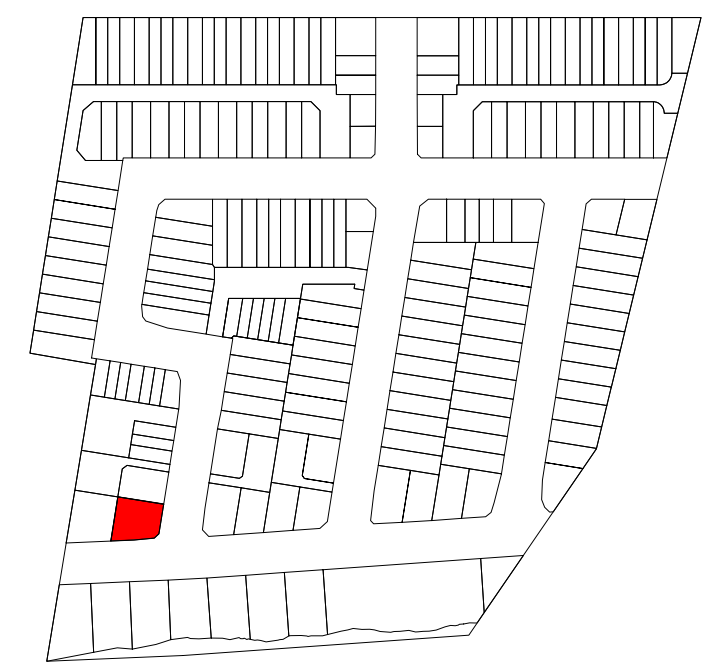
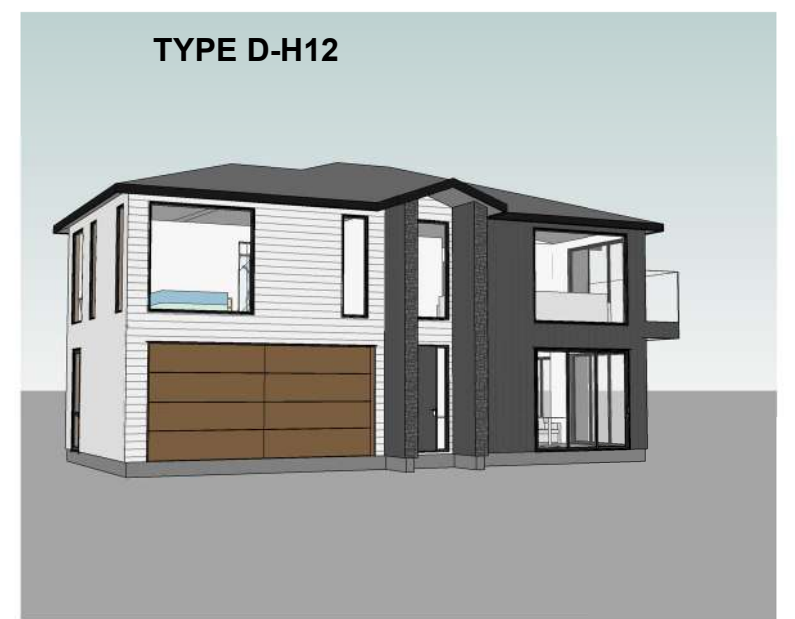




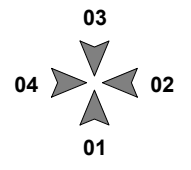
1 Ground Floor  
1 : 100



2 First Floor  
1 : 100



GROUND FLOOR AREA: 119M<sup>2</sup>  
FIRST FLOOR AREA: 118M<sup>2</sup>  
DECK AREA: 4M<sup>2</sup>  
TOTAL AREA: 241M<sup>2</sup>



ISSUE	DATE	REVISION
0	27/10/2022	S92

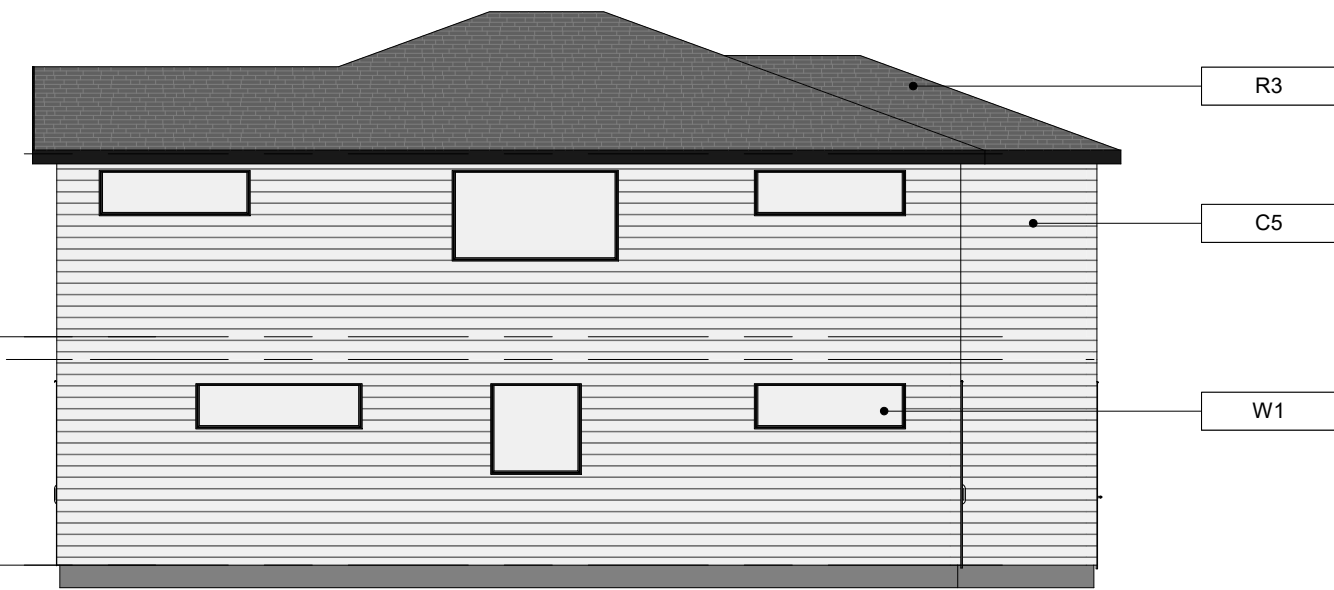
**New Subdivision at**  
14&14A Scott Road  
Hobsonville  
Auckland 0618

**TYPE D-H12 - UNIT PLAN**

purpose	dwn	dwg no	issue
proj no BA2022019	BA	A-5000	0
scale 1 : 100 @A3			
status RC			

Do not scale this drawing. Verify all dimensions on commencing any work. Copyright © This drawing property of Basalt Architecture Ltd. Reproduction in whole or in part without prior consent is forbidden.

**BASALT ARCHITECTURE**  
INFO@BASALTARCHITECTURE.COM



1 Elevation 01  
1 : 100

2 Elevation 02  
1 : 100

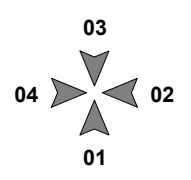


3 Elevation 03  
1 : 100

4 Elevation 04  
1 : 100

Key Notes	
C1	Wall Cladding: Fibre Cement vertical weatherboard (Dark Grey)
C5	Wall Cladding: Horizontal timber weatherboard (Light Grey)
C8	Wall Cladding: Stone veneer (Dark Grey)
D1	Entry Door
D2	Garage Door

Key Notes	
F1	Glass Balustrade
R3	Roofing: Asphalt shingle roofing
W1	Aluminium Joinery



ISSUE	DATE	REVISION
0	27/10/2022	S92

**New Subdivision at**  
14&14A Scott Road  
Hobsonville  
Auckland 0618

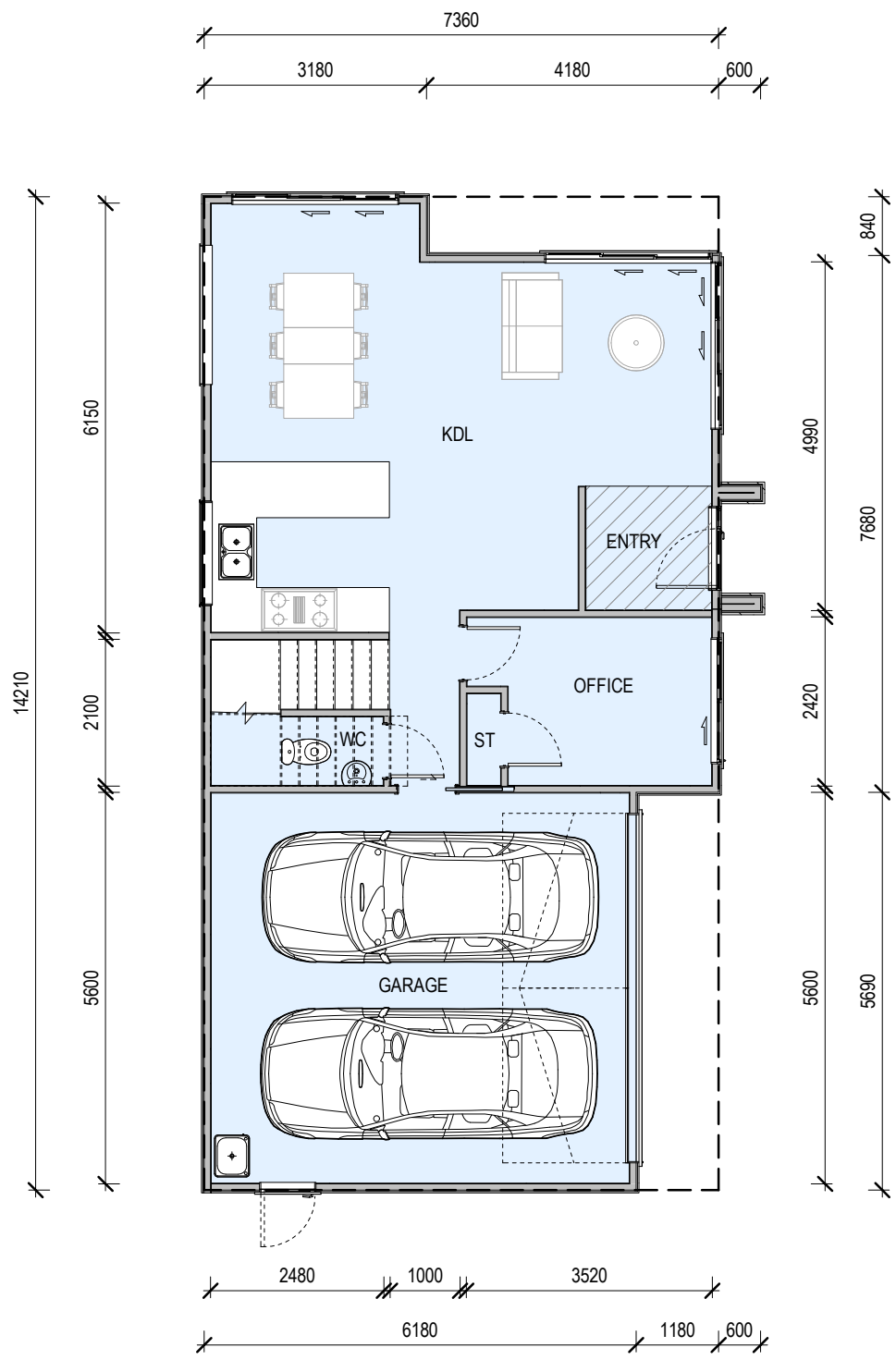
**TYPE D-H12- ELEVATIONS**

purpose	
proj no	BA2022019
scale	1 : 100 @A3
status	RC

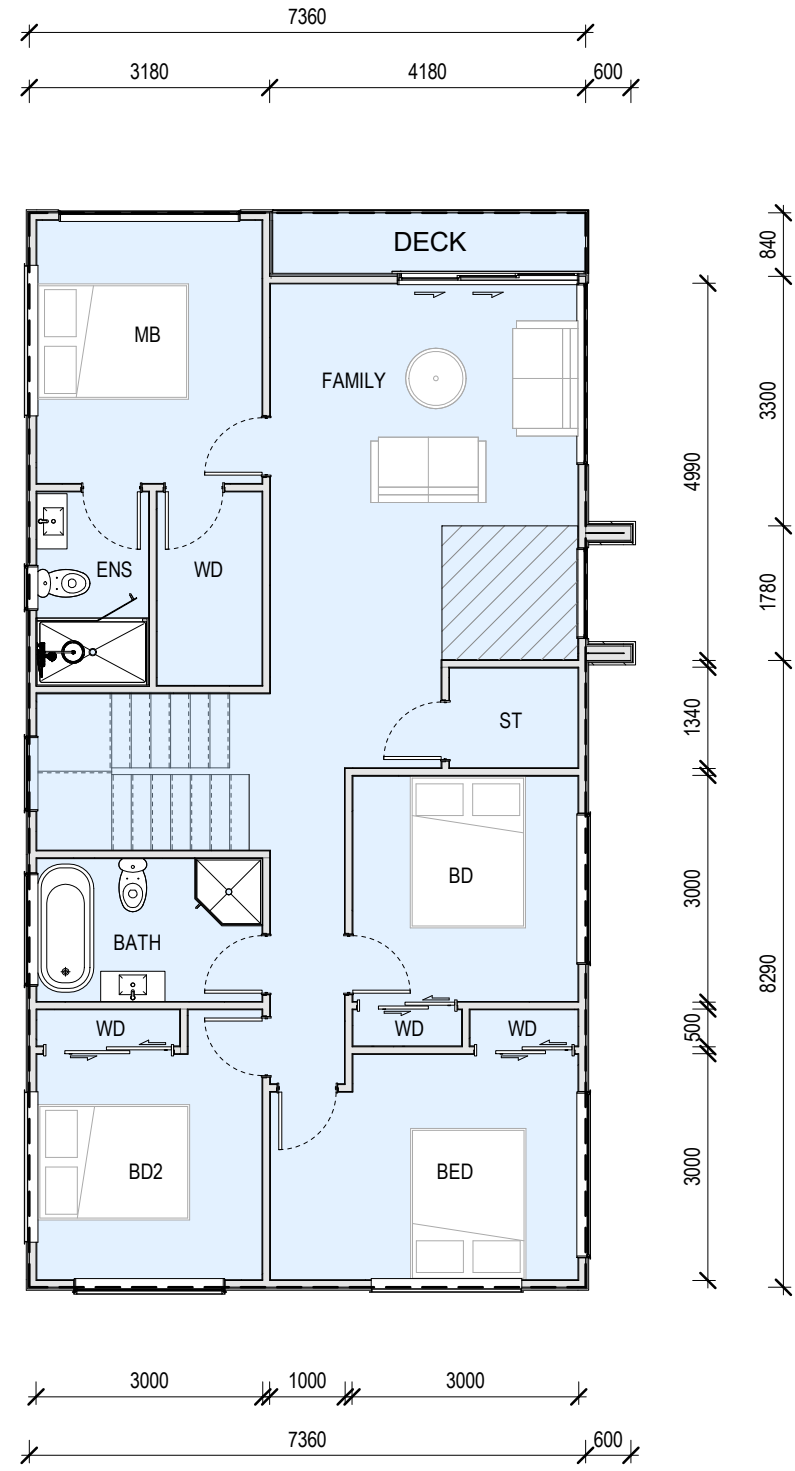
dwn	BA	dwg no	A-5001	issue	0
-----	----	--------	--------	-------	---

Do not scale this drawing. Verify all dimensions on commencing any work. Copyright © This drawing property of Basalt Architecture Ltd. Reproduction in whole or in part without prior consent is forbidden.

**BASALT ARCHITECTURE**  
INFO@BASALTARCHITECTURE.COM



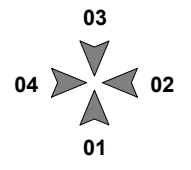
1 Ground Floor  
1 : 100



2 First Floor  
1 : 100



GROUND FLOOR AREA: 95M<sup>2</sup>  
FIRST FLOOR AREA: 101M<sup>2</sup>  
DECK AREA: 4M<sup>2</sup>  
TOTAL AREA: 200M<sup>2</sup>



ISSUE	DATE	REVISION
1	12/07/2022	S92
0	27/10/2022	S92

**New Subdivision at**  
14&14A Scott Road  
Hobsonville  
Auckland 0618

**TYPE D-H13 - UNIT PLAN**

purpose	
proj no	BA2022019
scale	1 : 100 @A3
status	RC

dwn	BA	dwg no	A-5000	issue	1
-----	----	--------	--------	-------	---

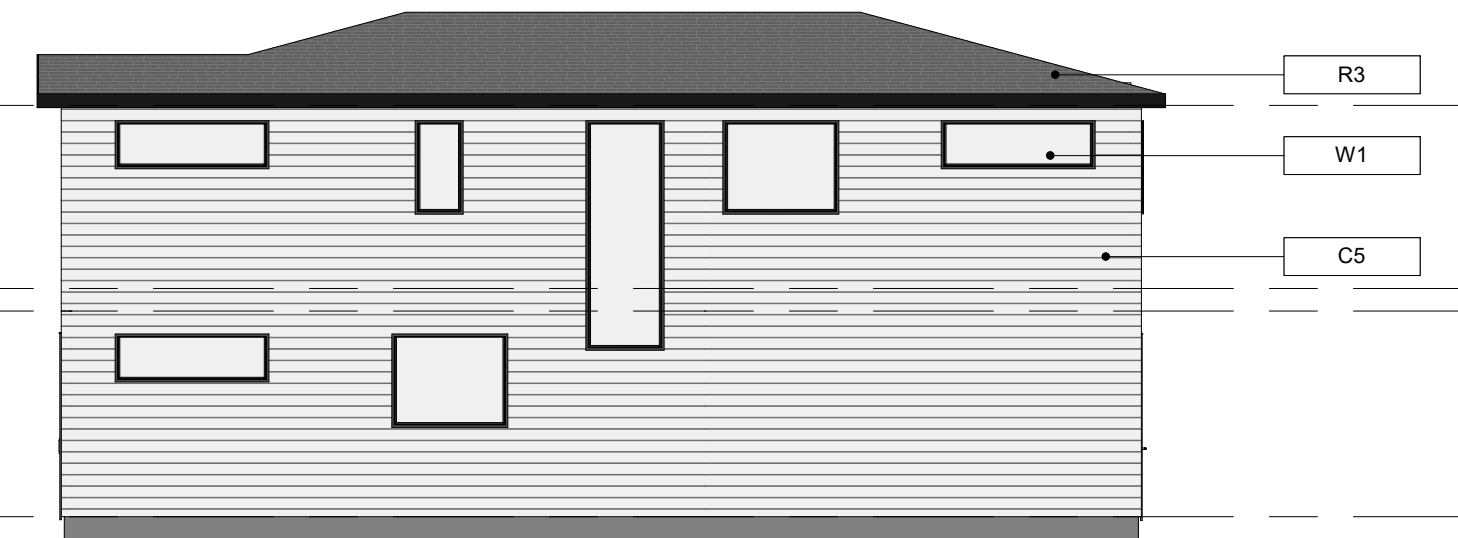
Do not scale this drawing. Verify all dimensions on commencing any work. Copyright © This drawing property of Basalt Architecture Ltd. Reproduction in whole or in part without prior consent is forbidden.

**BASALT ARCHITECTURE**  
INFO@BASALTARCHITECTURE.COM



1 Elevation 01  
1 : 100

2 Elevation 02  
1 : 100

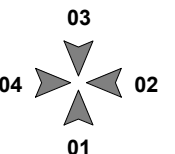


3 Elevation 03  
1 : 100

4 Elevation 04  
1 : 100

Key Notes		
C3	Wall Cladding: Vertical timber weatherboard (Natural Wood Stain)	
C5	Wall Cladding: Horizontal timber weatherboard (Light Grey)	
C8	Wall Cladding: Stone veneer (Dark Grey)	
D1	Entry Door	
D2	Garage Door	

Key Notes	
F1	Glass Balustrade
R3	Roofing: Asphalt shingle roofing
W1	Aluminium Joinery



ISSUE	DATE	REVISION
1	12/07/2022	S92
0	27/10/2022	S92

**New Subdivision at**  
14&14A Scott Road  
Hobsonville  
Auckland 0618

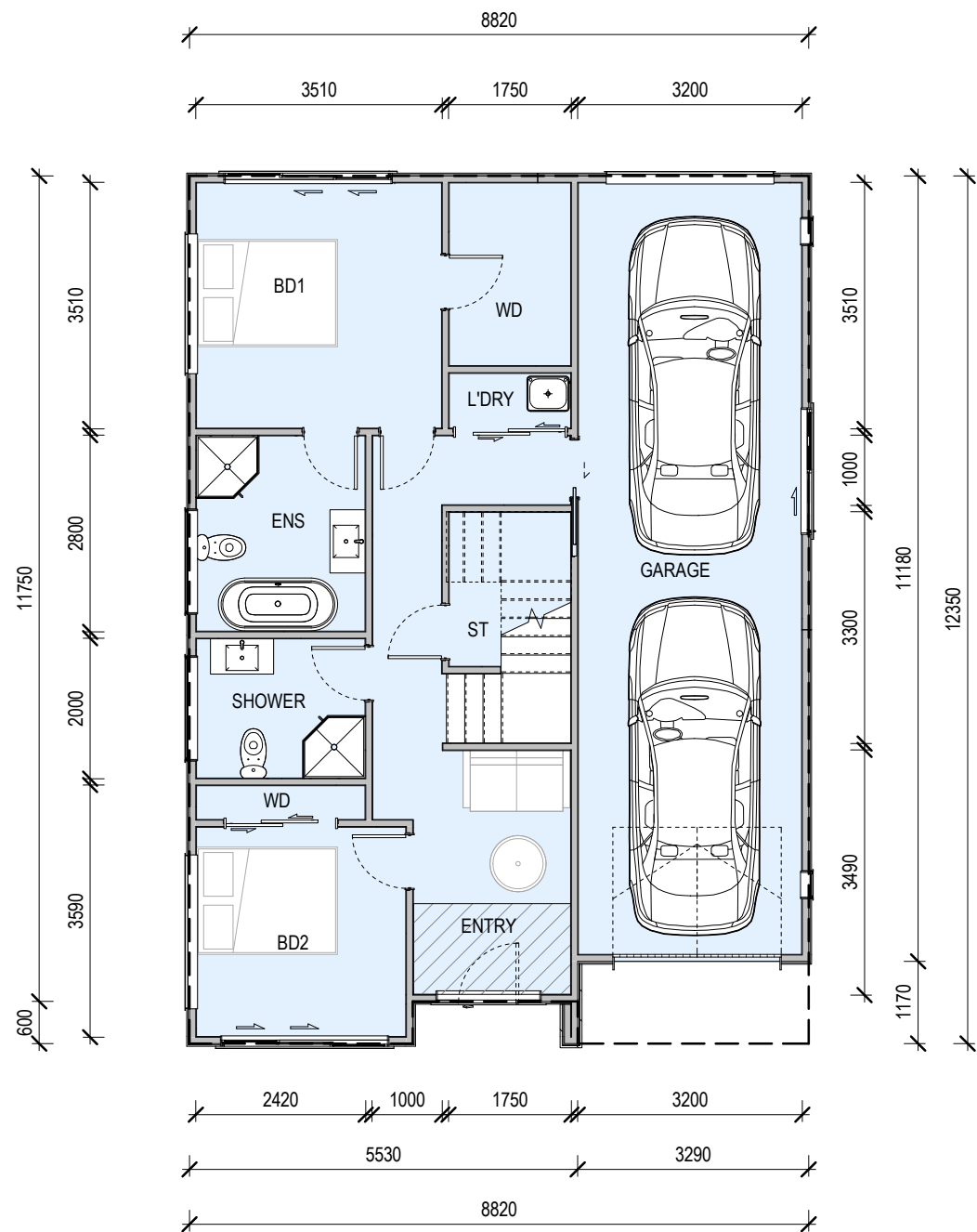
**TYPE D-H13 - ELEVATIONS**

purpose	
proj no	BA2022019
scale	1 : 100 @A3
status	RC

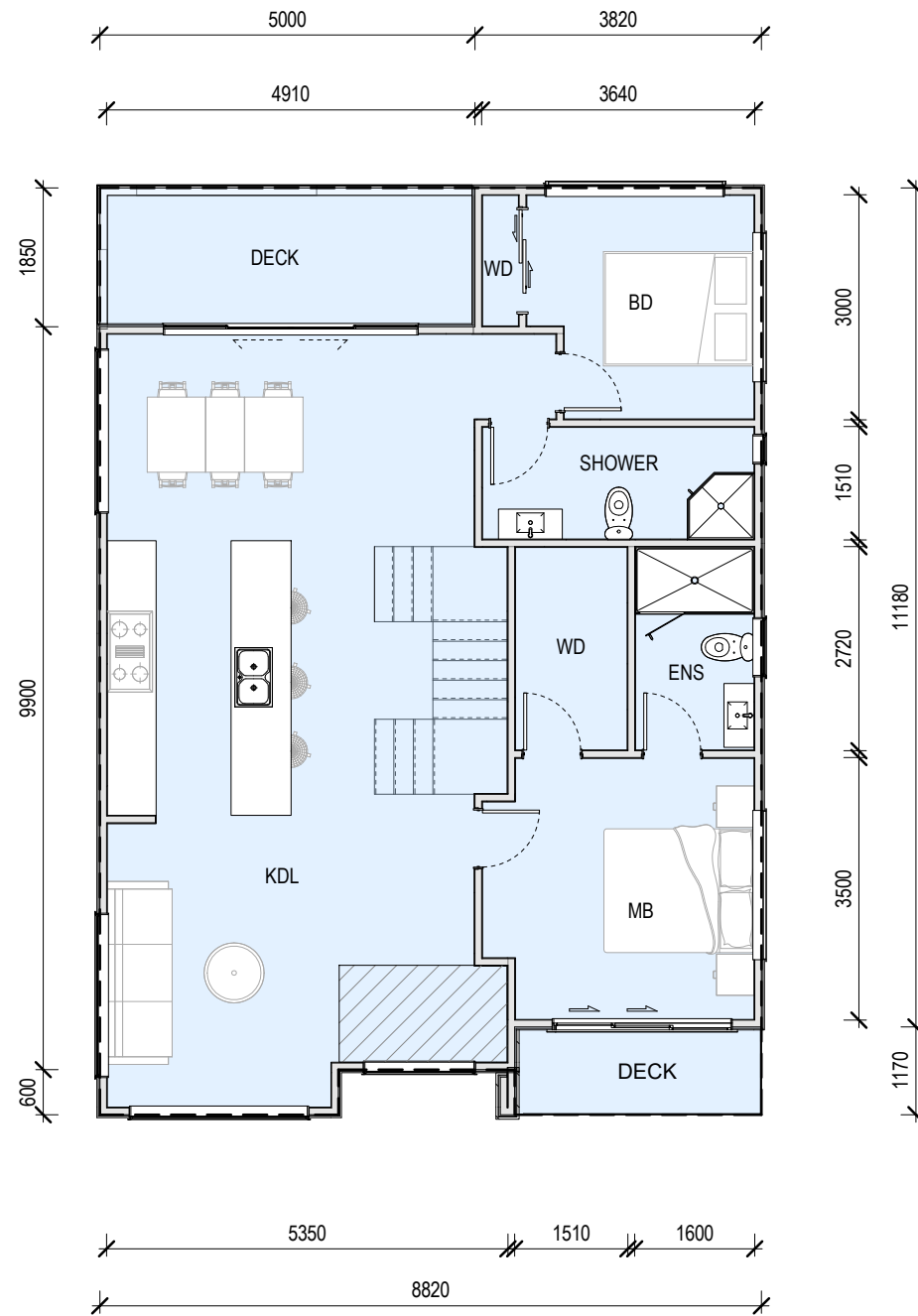
dwn	dwg no	issue
BA	A-5001	1

Do not scale this drawing. Verify all dimensions on commencing any work. Copyright © This drawing property of Basalt Architecture Ltd. Reproduction in whole or in part without prior consent is forbidden.


**BASALT ARCHITECTURE**  
INFO@BASALTARCHITECTURE.COM



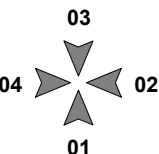
1 Ground Floor  
1 : 100



2 First Floor  
1 : 100



GROUND FLOOR AREA: 104M<sup>2</sup>  
 FIRST FLOOR AREA: 94M<sup>2</sup>  
 DECK AREA: 14M<sup>2</sup>  
 TOTAL AREA: 212M<sup>2</sup>



ISSUE	DATE	REVISION
0	27/10/2022	S92

**New Subdivision at**  
 14&14A Scott Road  
 Hobsonville  
 Auckland 0618

**TYPE D-H14 - UNIT PLAN**

purpose	
proj no	BA2022019
scale	1 : 100 @A3
status	RC

dwn	BA	dwg no	A-5000	issue	0
-----	----	--------	--------	-------	---

Do not scale this drawing. Verify all dimensions on commencing any work. Copyright © This drawing property of Basalt Architecture Ltd. Reproduction in whole or in part without prior consent is forbidden.

**BASALT ARCHITECTURE**

INFO@BASALTARCHITECTURE.COM



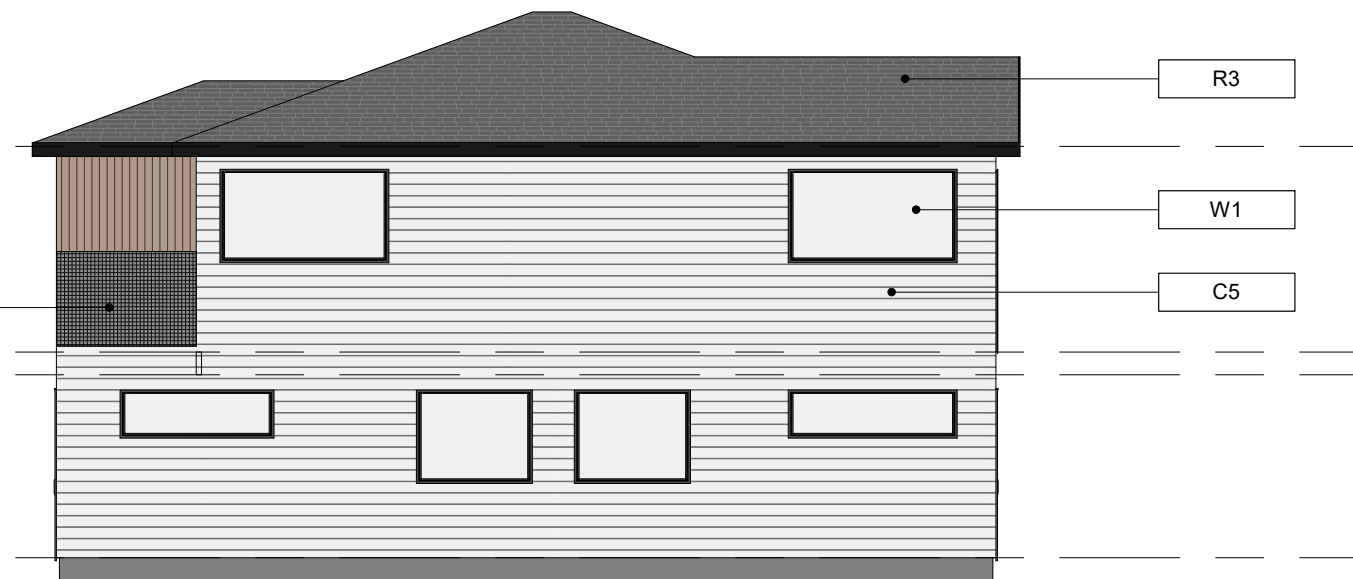
1 Elevation 01  
1 : 100



2 Elevation 02  
1 : 100



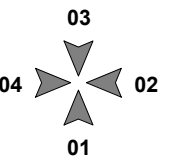
3 Elevation 03  
1 : 100



4 Elevation 04  
1 : 100

Key Notes	
C3	Wall Cladding: Vertical timber weatherboard (Natural Wood Stain)
C5	Wall Cladding: Horizontal timber weatherboard (Light Grey)
C8	Wall Cladding: Stone veneer (Dark Grey)
D1	Entry Door
D2	Garage Door

Key Notes	
F3	Solid Panel
R3	Roofing: Asphalt shingle roofing
W1	Aluminium Joinery



ISSUE	DATE	REVISION
0	27/10/2022	S92

**New Subdivision at**  
14&14A Scott Road  
Hobsonville  
Auckland 0618

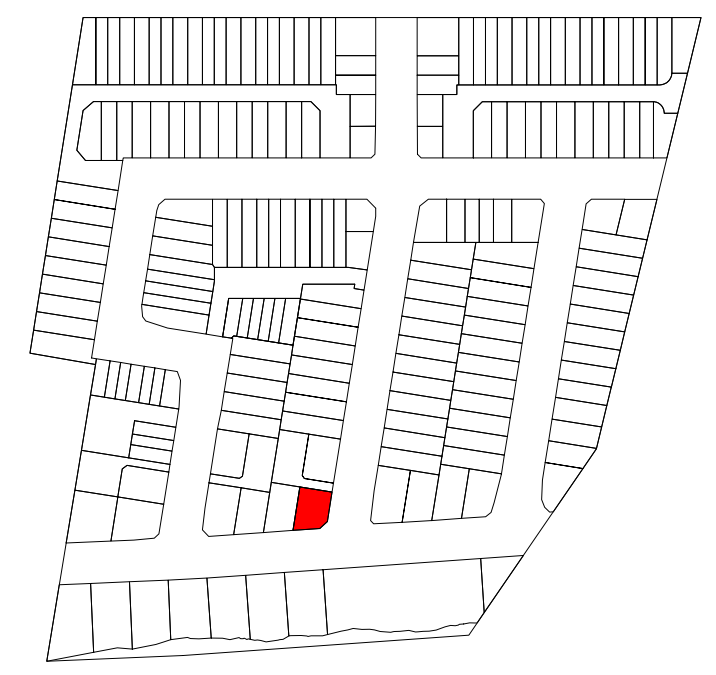
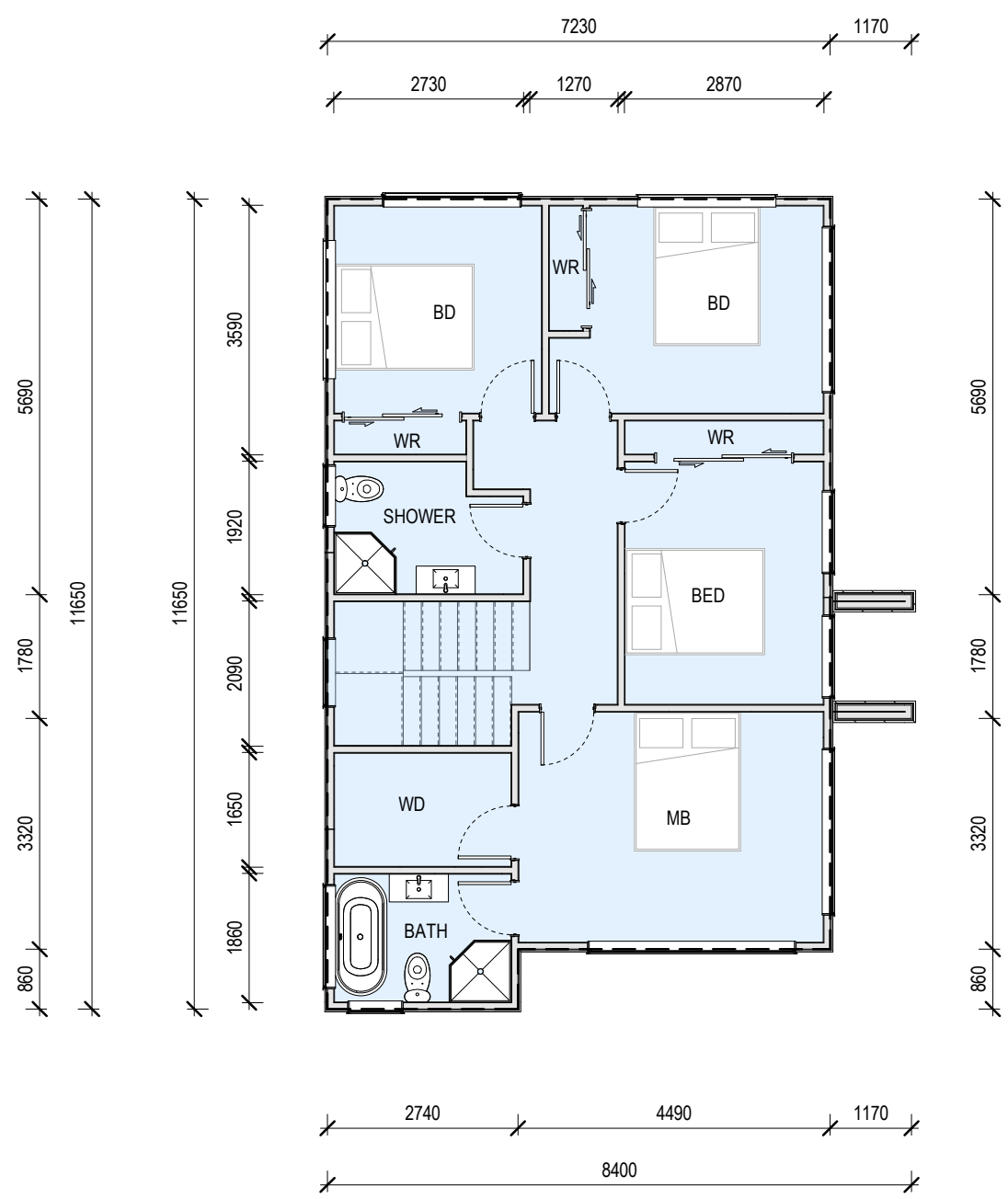
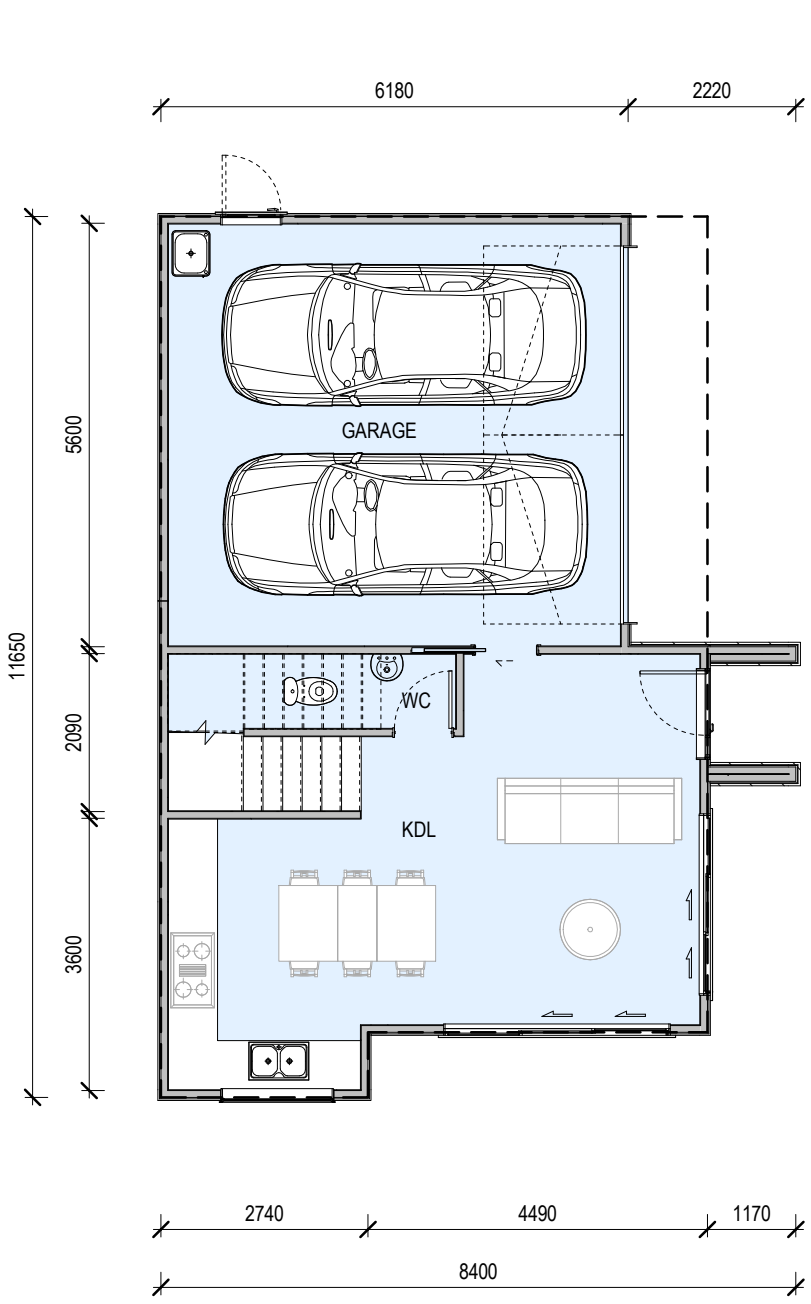
**TYPE D-H14 - ELEVATIONS**

purpose	
proj no	BA2022019
scale	1 : 100 @A3
status	RC

dwn	BA	dwg no	A-5001	issue	0
Do not scale this drawing. Verify all dimensions on commencing any work. Copyright © This drawing property of Basalt Architecture Ltd. Reproduction in whole or in part without prior consent is forbidden.					

**BASALT ARCHITECTURE**  
INFO@BASALTARCHITECTURE.COM

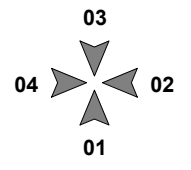
**TYPE D-H15**



**1** Ground Floor  
1 : 100

**2** First Floor  
1 : 100

**GROUND FLOOR AREA: 75M<sup>2</sup>**  
**FIRST FLOOR AREA: 80M<sup>2</sup>**  
**TOTAL AREA: 155M<sup>2</sup>**



ISSUE	DATE	REVISION
0	27/10/2022	S92

**New Subdivision at**  
14&14A Scott Road  
Hobsonville  
Auckland 0618

**TYPE D-H15 - UNIT PLAN**

<b>purpose</b>	
<b>proj no</b>	BA2022019
<b>scale</b>	1 : 100 @A3
<b>status</b>	RC

<b>dwn</b>	<b>dwg no</b>	<b>issue</b>
BA	A-5000	0

Do not scale this drawing. Verify all dimensions on commencing any work. Copyright © This drawing property of Basalt Architecture Ltd. Reproduction in whole or in part without prior consent is forbidden.

**BASALT ARCHITECTURE**  
INFO@BASALTARCHITECTURE.COM



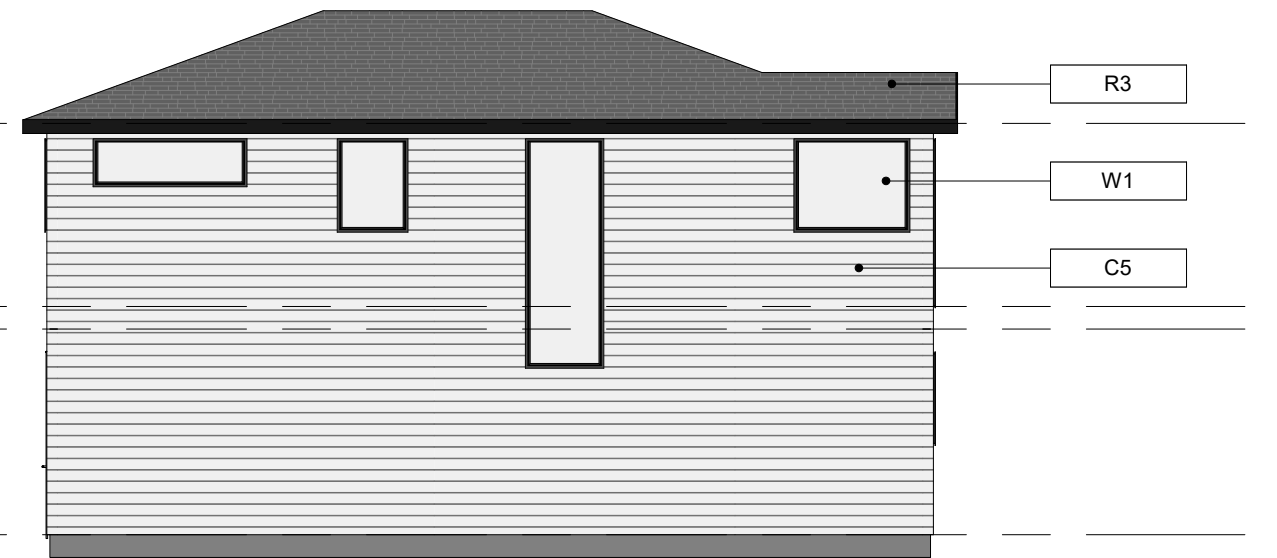
1 Elevation 01  
1 : 100



2 Elevation 02  
1 : 100

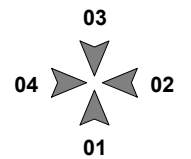


3 Elevation 03  
1 : 100



4 Elevation 04  
1 : 100

Key Notes	
C3	Wall Cladding: Vertical timber weatherboard (Natural Wood Stain)
C5	Wall Cladding: Horizontal timber weatherboard (Light Grey)
C8	Wall Cladding: Stone veneer (Dark Grey)
D1	Entry Door
D2	Garage Door
R3	Roofing: Asphalt shingle roofing
W1	Aluminium Joinery



ISSUE	DATE	REVISION
0	27/10/2022	S92

**New Subdivision at**  
14&14A Scott Road  
Hobsonville  
Auckland 0618

**TYPE D-H15 - ELEVATIONS**

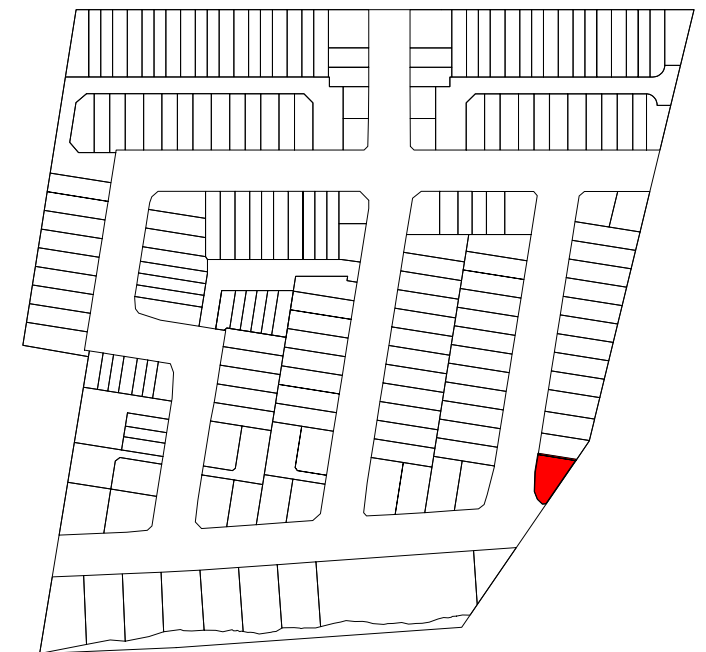

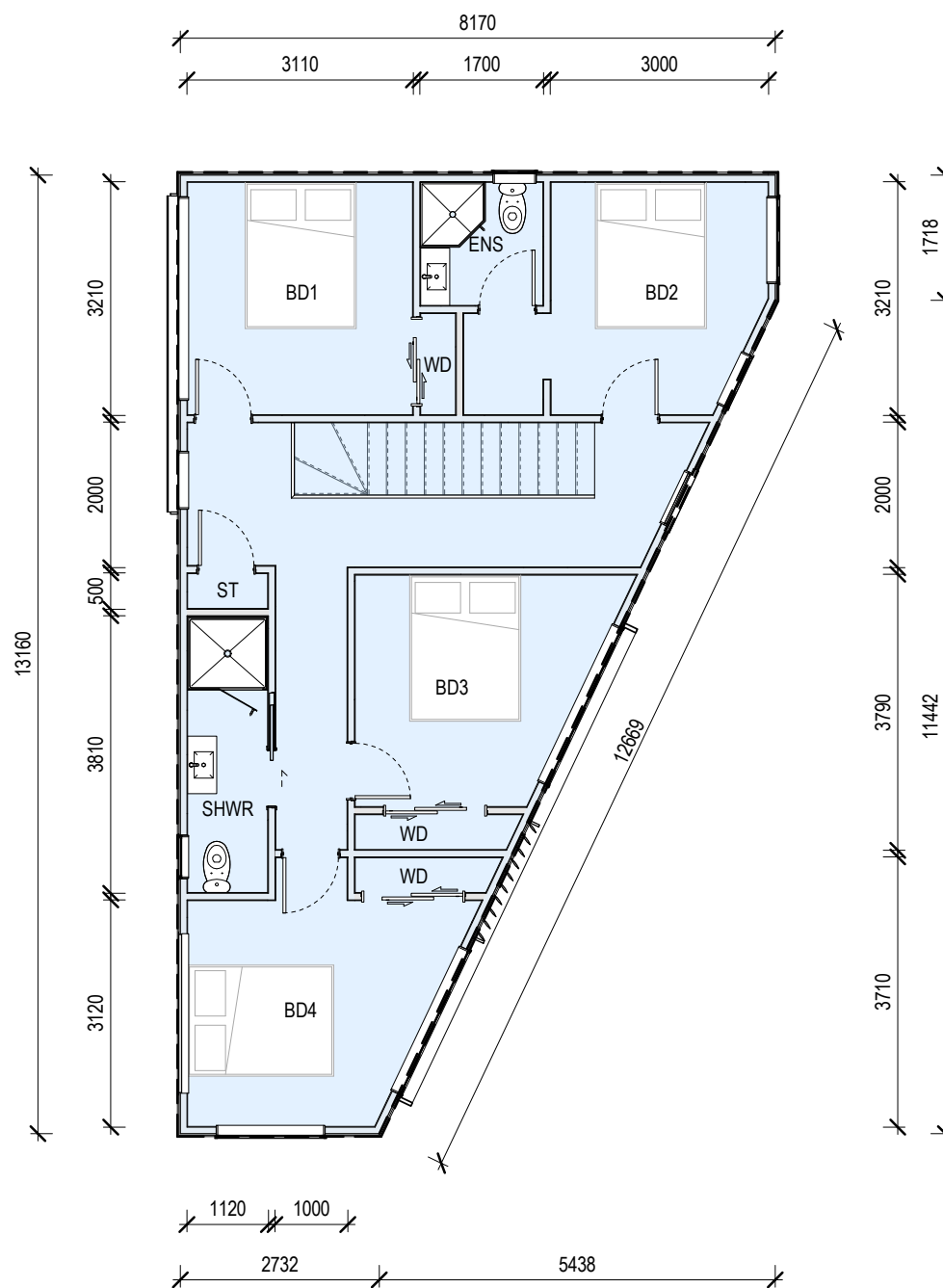
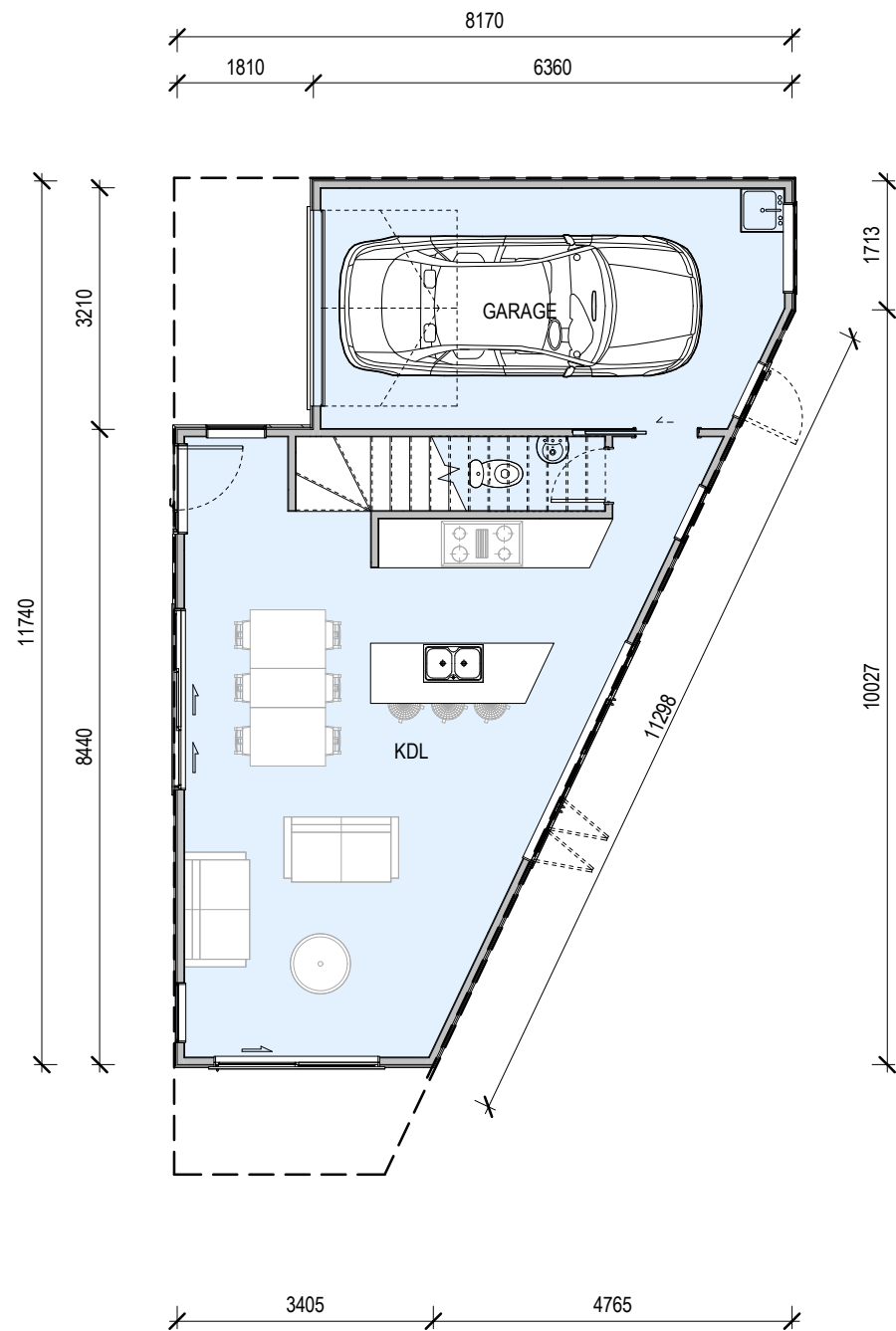
purpose	
proj no	BA2022019
scale	1 : 100 @A3
status	RC

dwn	BA	dwg no	A-5001	issue	0
-----	----	--------	--------	-------	---

Do not scale this drawing. Verify all dimensions on commencing any work. Copyright © This drawing property of Basalt Architecture Ltd. Reproduction in whole or in part without prior consent is forbidden.

**BASALT ARCHITECTURE**  
INFO@BASALTARCHITECTURE.COM

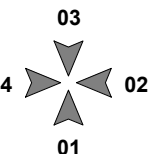




1 Ground Floor  
1 : 100

2 First Floor  
1 : 100

GROUND FLOOR AREA: 66M<sup>2</sup>  
FIRST FLOOR AREA: 76M<sup>2</sup>  
TOTAL AREA: 142M<sup>2</sup>



ISSUE	DATE	REVISION
1	12/07/2023	S92
0	27/10/2022	S92

**New Subdivision at**  
14&14A Scott Road  
Hobsonville  
Auckland 0618

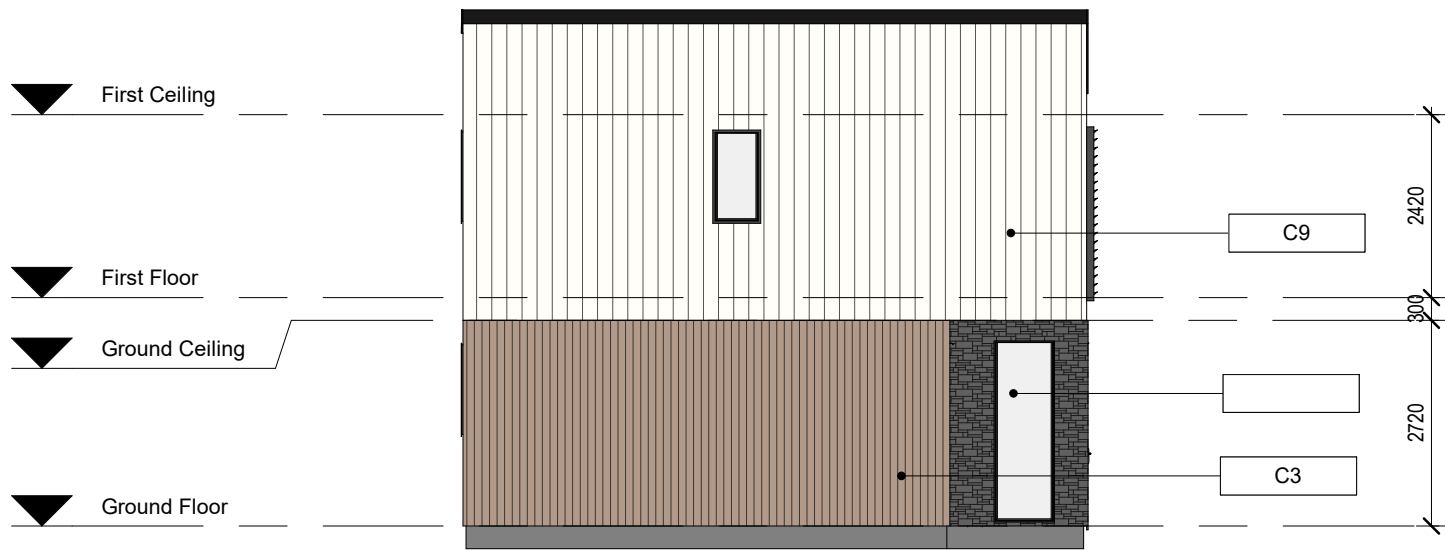
**TYPE D-H16 - UNIT PLAN**

purpose	
proj no	BA2022019
scale	1 : 100 @A3
status	RC

dwn	BA	dwg no	A-5000	issue	1
-----	----	--------	--------	-------	---

Do not scale this drawing. Verify all dimensions on commencing any work. Copyright © This drawing property of Basalt Architecture Ltd. Reproduction in whole or in part without prior consent is forbidden.

**BASALT ARCHITECTURE**  
INFO@BASALTARCHITECTURE.COM



1 Elevation 01  
1 : 100



2 Elevation 02  
1 : 100

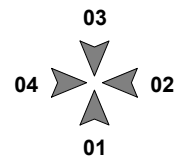


3 Elevation 03  
1 : 100



4 Elevation 04  
1 : 100

Key Notes		
C3	Wall Cladding: Vertical timber weatherboard (Natural Wood Stain)	
C8	Wall Cladding: Stone veneer (Dark Grey)	
C9	Wall Cladding: Vertical timber weatherboard (Alpine White)	
D2	Garage Door	
R1	Roofing: Profiled longrun metal roofing	
W1	Aluminium Joinery	



ISSUE	DATE	REVISION
1	12/07/2023	S92
0	27/10/2022	S92

**New Subdivision at**  
14&14A Scott Road  
Hobsonville  
Auckland 0618

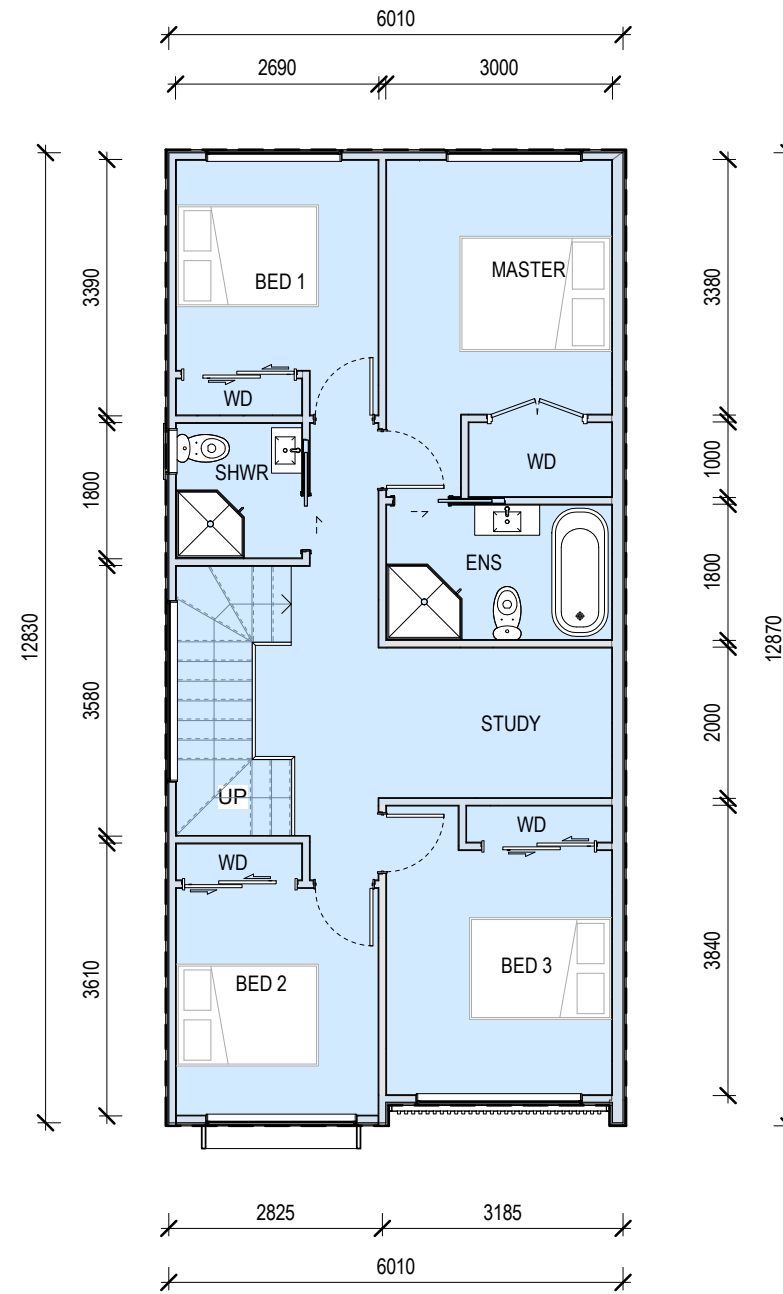
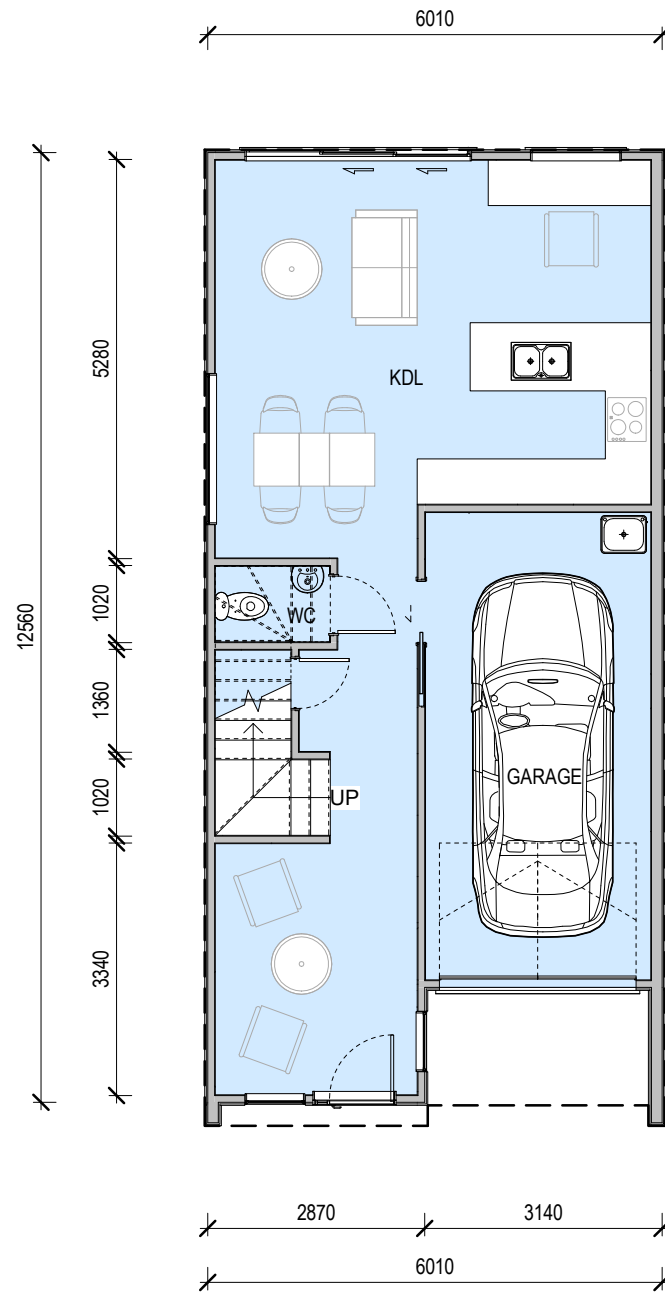
**TYPE D-H16 - ELEVATIONS**

purpose	
proj no	BA2022019
scale	1 : 100 @A3
status	RC

dwn	BA	dwg no	A-5001	issue	1
-----	----	--------	--------	-------	---

Do not scale this drawing. Verify all dimensions on commencing any work. Copyright © This drawing property of Basalt Architecture Ltd. Reproduction in whole or in part without prior consent is forbidden.

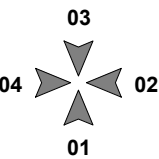
**BASALT ARCHITECTURE**  
INFO@BASALTARCHITECTURE.COM



1 Ground Floor  
1 : 100

2 First Floor  
1 : 100

GROUND FLOOR AREA: 71M<sup>2</sup>  
FIRST FLOOR AREA: 76M<sup>2</sup>  
TOTAL AREA: 147M<sup>2</sup>



ISSUE	DATE	REVISION
1	24/04/2023	S92
0	27/10/2022	S92

**New Subdivision at**  
14 & 14a Scott Road  
Hobsonville  
Auckland 0618

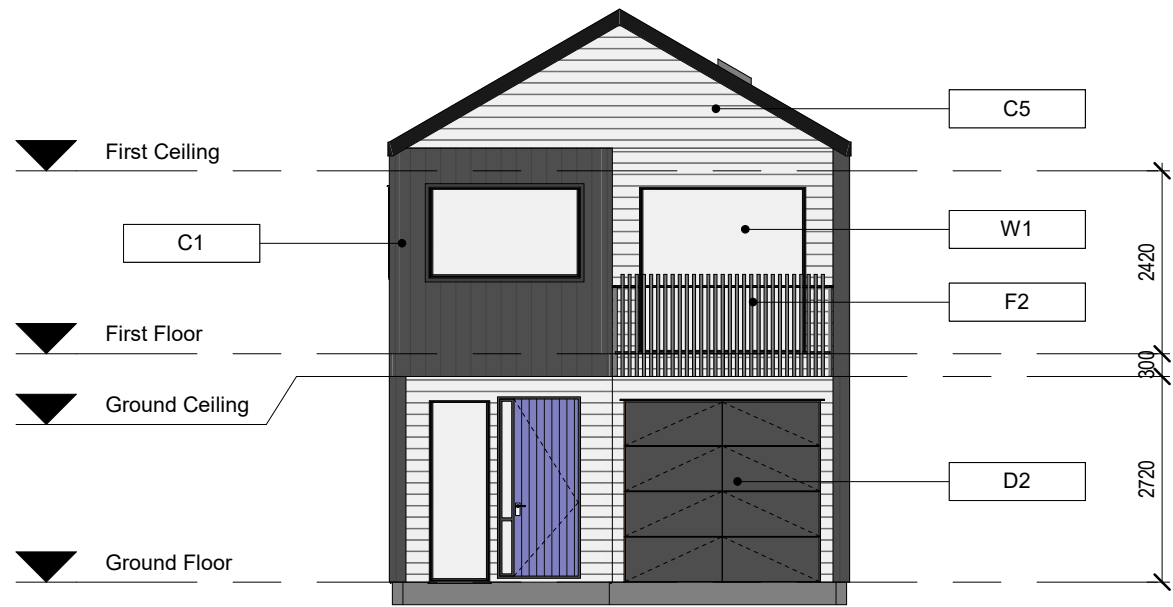
**TYPE D-H17 - UNIT PLAN**

purpose	
proj no	BA2022019
scale	1 : 100 @A3
status	RC

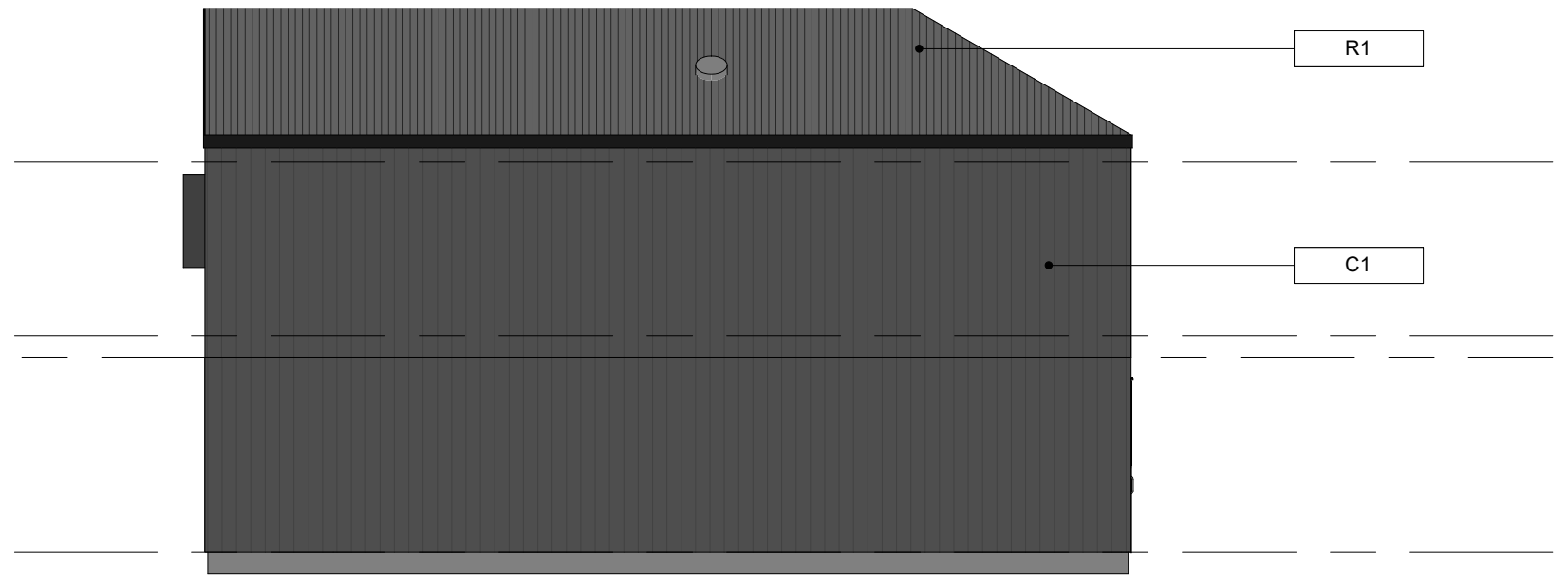
dwn	BA	dwg no	A-5000	issue	1
-----	----	--------	--------	-------	---

Do not scale this drawing. Verify all dimensions on commencing any work. Copyright © This drawing property of Basalt Architecture Ltd. Reproduction in whole or in part without prior consent is forbidden.

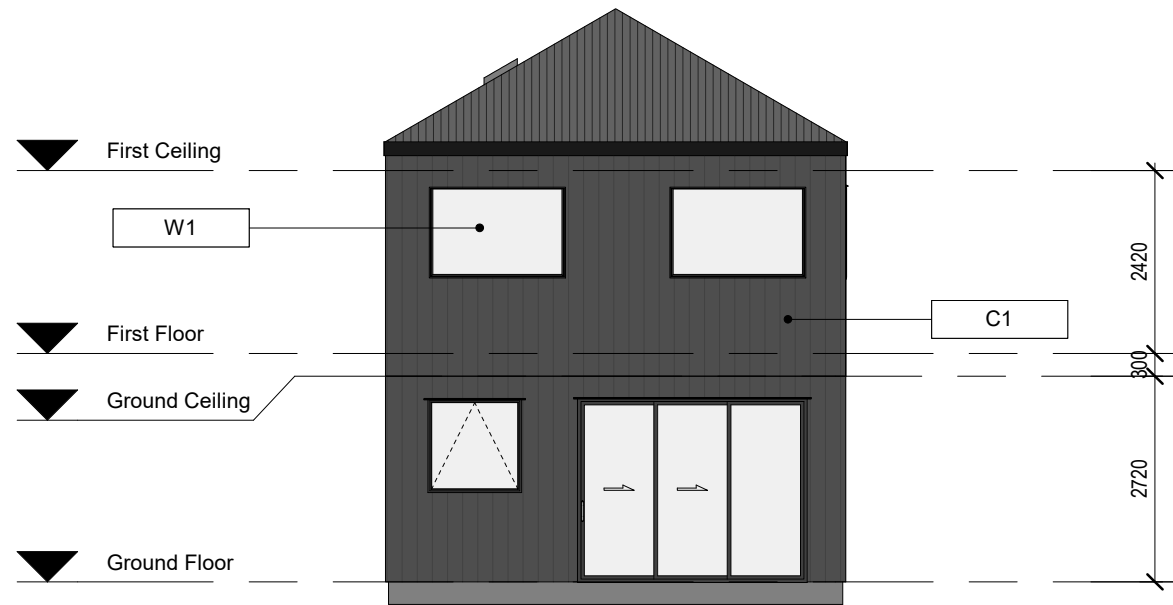
**BASALT ARCHITECTURE**  
INFO@BASALTARCHITECTURE.COM



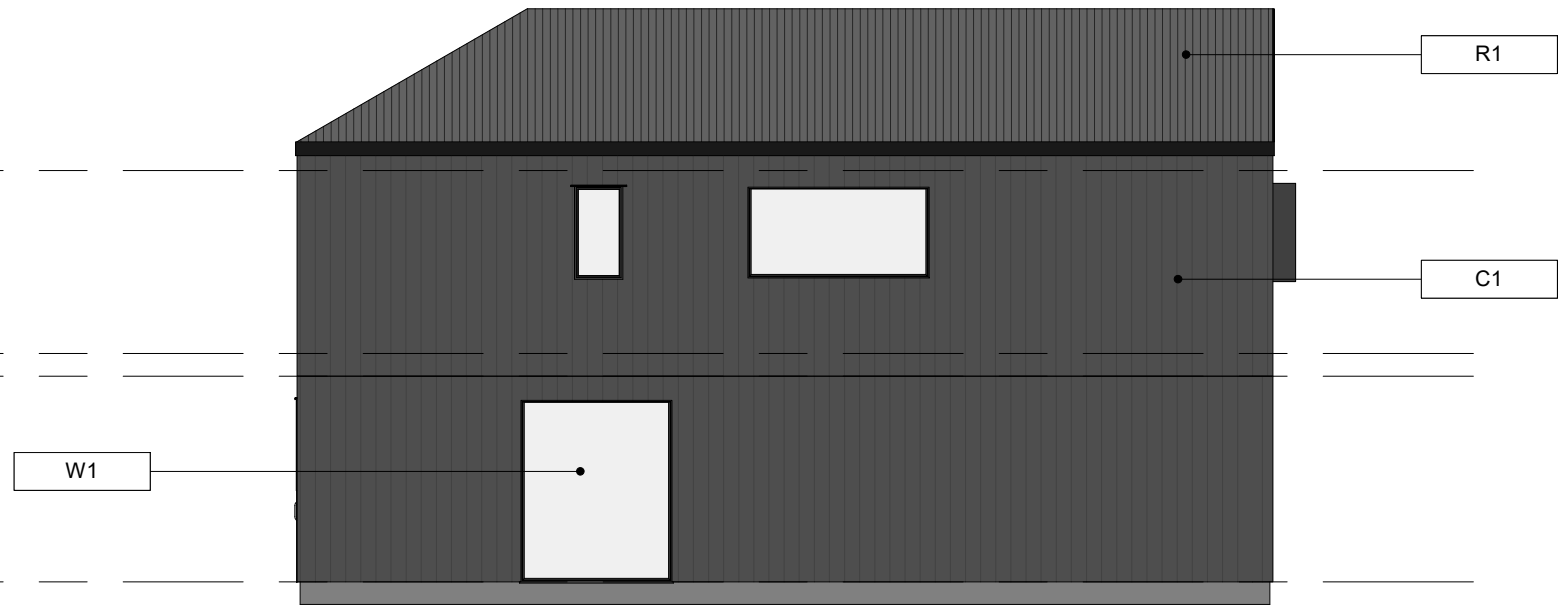
1 Elevation 01  
1 : 100



2 Elevation 02  
1 : 100



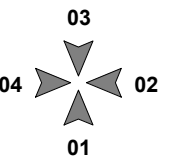
3 Elevation 03  
1 : 100



4 Elevation 04  
1 : 100

Key Notes

C1	Wall Cladding: Fibre Cement vertical weatherboard (Dark Grey)
C5	Wall Cladding: Horizontal timber weatherboard (Light Grey)
D2	Garage Door
F2	Metal Balustrade
R1	Roofing: Profiled longrun metal roofing
W1	Aluminium Joinery



ISSUE	DATE	REVISION
1	24/04/2023	S92
0	27/10/2022	S92

**New Subdivision at**  
14 & 14a Scott Road  
Hobsonville  
Auckland 0618

**TYPE D-H17 - ELEVATIONS**

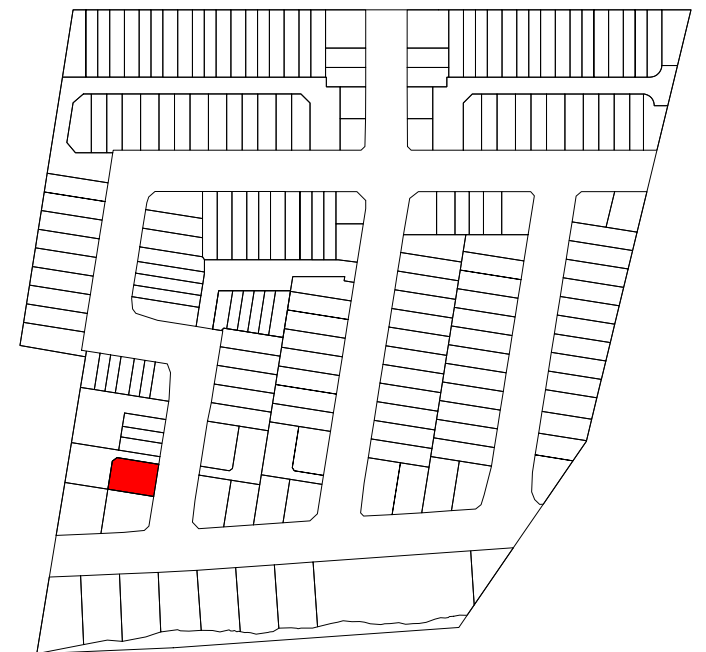
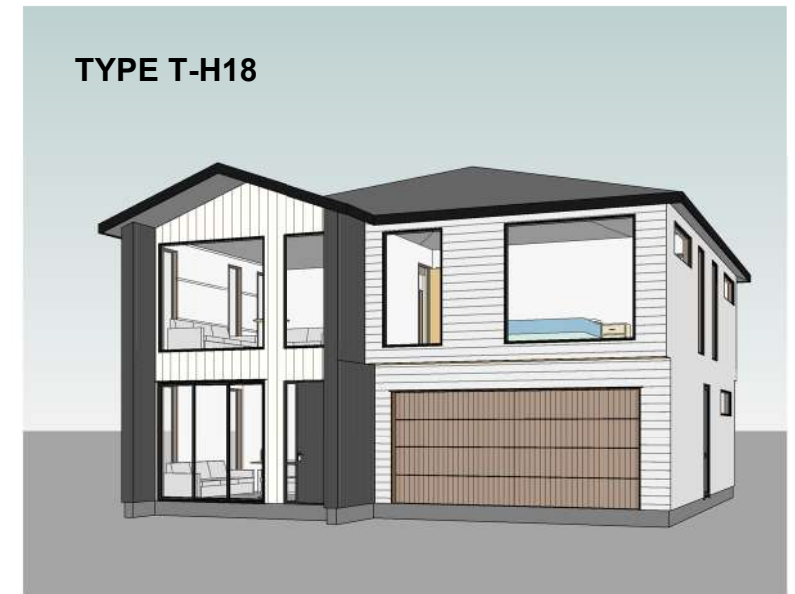
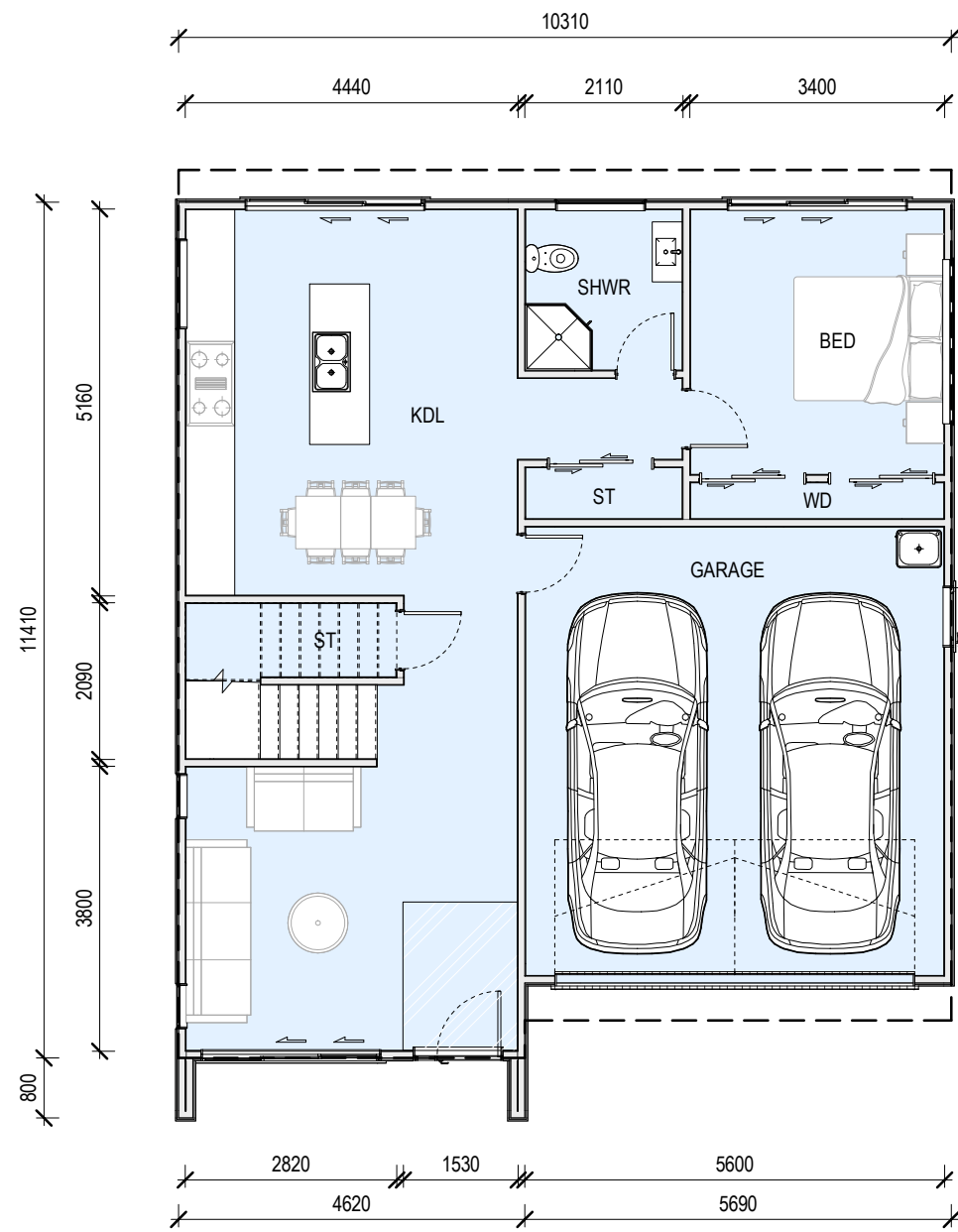
purpose	
proj no	BA2022019
scale	1 : 100 @A3
status	RC

dwn	BA	dwg no	A-5001	issue	1
-----	----	--------	--------	-------	---

Do not scale this drawing. Verify all dimensions on commencing any work. Copyright © This drawing property of Basalt Architecture Ltd. Reproduction in whole or in part without prior consent is forbidden.

**BASALT ARCHITECTURE**

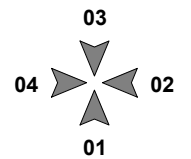
INFO@BASALTARCHITECTURE.COM



1 Ground Floor  
1 : 100

2 First Floor  
1 : 100

GROUND FLOOR AREA: 112M<sup>2</sup>  
FIRST FLOOR AREA: 119M<sup>2</sup>  
TOTAL AREA: 231M<sup>2</sup>



ISSUE	DATE	REVISION
0	27/10/2022	S92

**New Subdivision at**  
14&14A Scott Road  
Hobsonville  
Auckland 0618

**TYPE D-H18 - UNIT PLAN**

purpose	
proj no	BA2022019
scale	1 : 100 @A3
status	RC

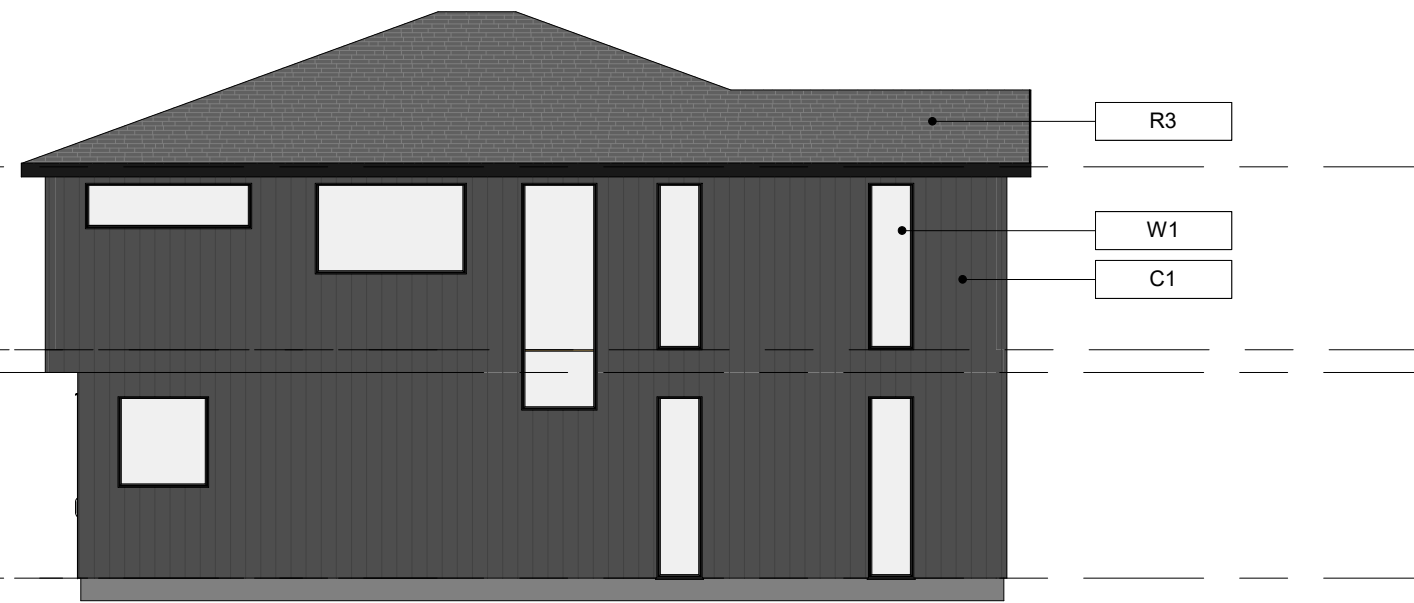
dwn	BA	dwg no	A-5000	issue	0
-----	----	--------	--------	-------	---

Do not scale this drawing. Verify all dimensions on commencing any work. Copyright © This drawing property of Basalt Architecture Ltd. Reproduction in whole or in part without prior consent is forbidden.

**BASALT ARCHITECTURE**  
INFO@BASALTARCHITECTURE.COM



1 Elevation 01  
1 : 100



2 Elevation 02  
1 : 100



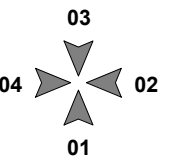
3 Elevation 03  
1 : 100



4 Elevation 04  
1 : 100

Key Notes

C1	Wall Cladding: Fibre Cement vertical weatherboard (Dark Grey)
C5	Wall Cladding: Horizontal timber weatherboard (Light Grey)
C9	Wall Cladding: Vertical timber weatherboard (Alpine White)
D1	Entry Door
D2	Garage Door
R3	Roofing: Asphalt shingle roofing
W1	Aluminium Joinery



0	27/10/2022	S92
ISSUE	DATE	REVISION

**New Subdivision at**  
14&14A Scott Road  
Hobsonville  
Auckland 0618

**TYPE D-H18- ELEVATIONS**

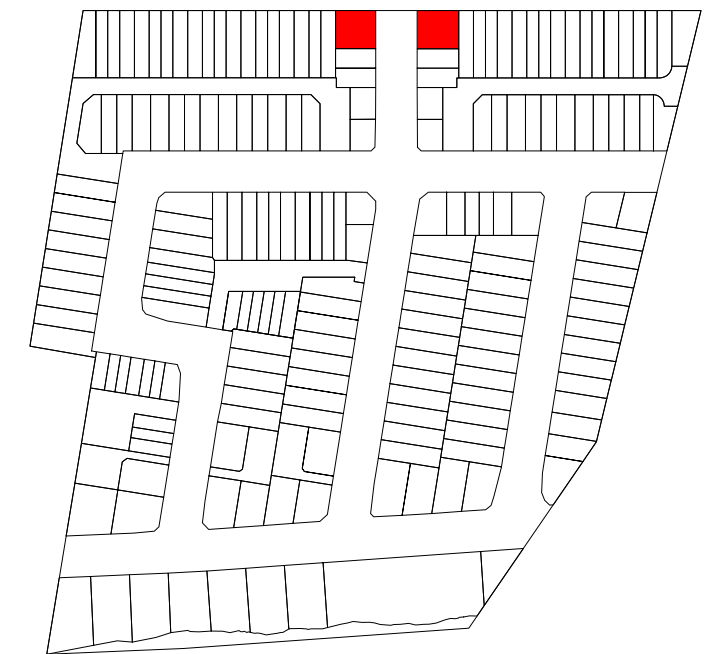
purpose	
proj no	BA2022019
scale	1 : 100 @A3
status	RC

dwn	BA	dwg no	A-5001	issue	0
-----	----	--------	--------	-------	---

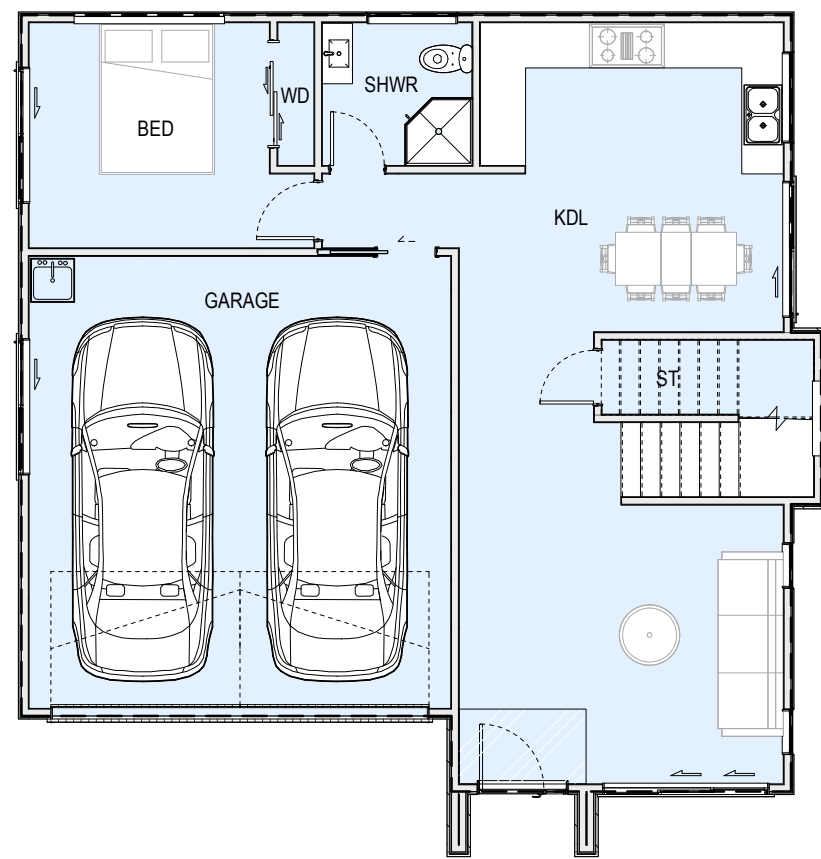
Do not scale this drawing. Verify all dimensions on commencing any work. Copyright © This drawing property of Basalt Architecture Ltd. Reproduction in whole or in part without prior consent is forbidden.

**BASALT ARCHITECTURE**  
INFO@BASALTARCHITECTURE.COM

**TYPE D-H19**

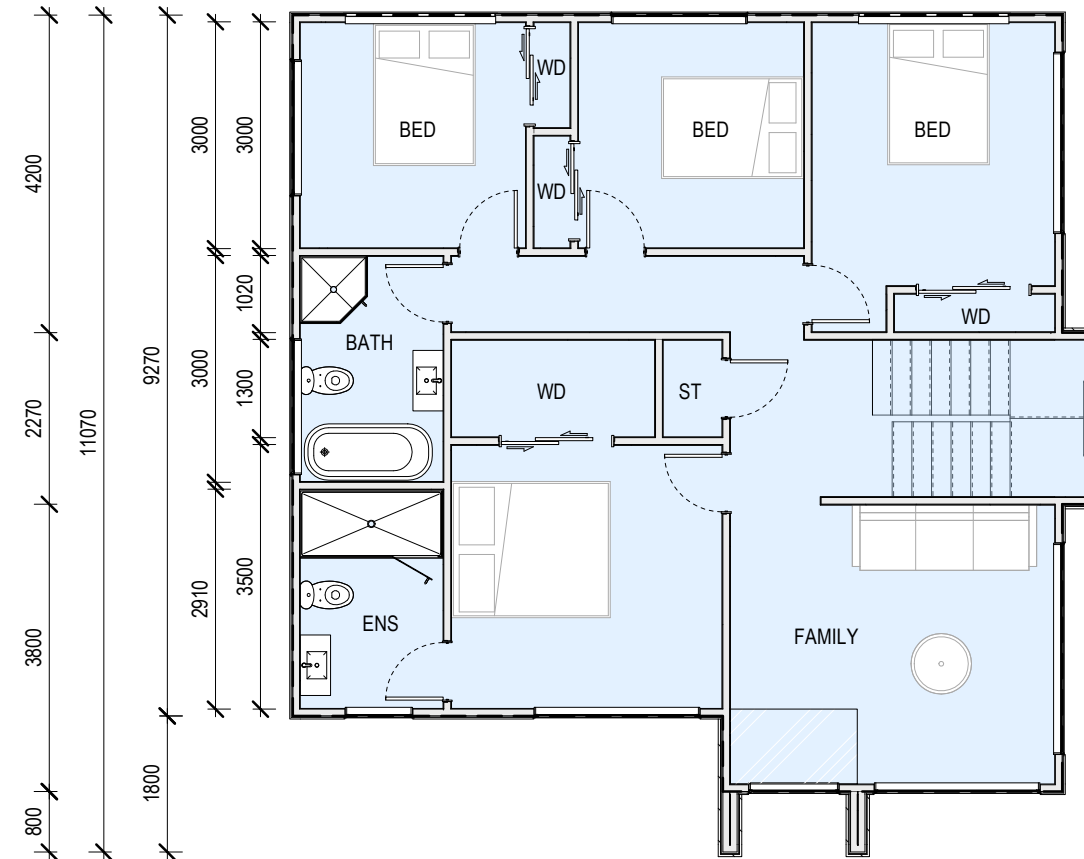


10180  
3790 2000 4030



5690 4490  
10180

10090  
3000 500 3000 3230

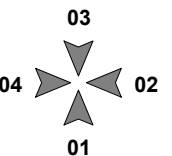


1910 3600 4310  
10180

**1** Ground Floor  
1 : 100

**2** First Floor  
1 : 100

**GROUND FLOOR AREA: 100M<sup>2</sup>**  
**FIRST FLOOR AREA: 100M<sup>2</sup>**  
**TOTAL AREA: 200M<sup>2</sup>**



ISSUE	DATE	REVISION
0	27/10/2022	S92

**New Subdivision at**  
14&14A Scott Road  
Hobsonville  
Auckland 0618

**TYPE D-H19 - UNIT PLAN**

<b>purpose</b>	
<b>proj no</b>	BA2022019
<b>scale</b>	1 : 100 @A3
<b>status</b>	RC

<b>dwn</b>	<b>dwg no</b>	<b>issue</b>
BA	A-5000	0

Do not scale this drawing. Verify all dimensions on commencing any work. Copyright © This drawing property of Basalt Architecture Ltd. Reproduction in whole or in part without prior consent is forbidden.

**BASALT ARCHITECTURE**

INFO@BASALTARCHITECTURE.COM



1 Elevation 01  
1 : 100



2 Elevation 02  
1 : 100

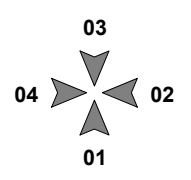


3 Elevation 03  
1 : 100



4 Elevation 04  
1 : 100

Key Notes	
C5	Wall Cladding: Horizontal timber weatherboard (Light Grey)
C8	Wall Cladding: Stone veneer (Dark Grey)
C9	Wall Cladding: Vertical timber weatherboard (Alpine White)
D1	Entry Door
D2	Garage Door
R3	Roofing: Asphalt shingle roofing
W1	Aluminium Joinery



ISSUE	DATE	REVISION
0	27/10/2022	S92

**New Subdivision at**  
14&14A Scott Road  
Hobsonville  
Auckland 0618

**TYPE D-H19- ELEVATIONS**

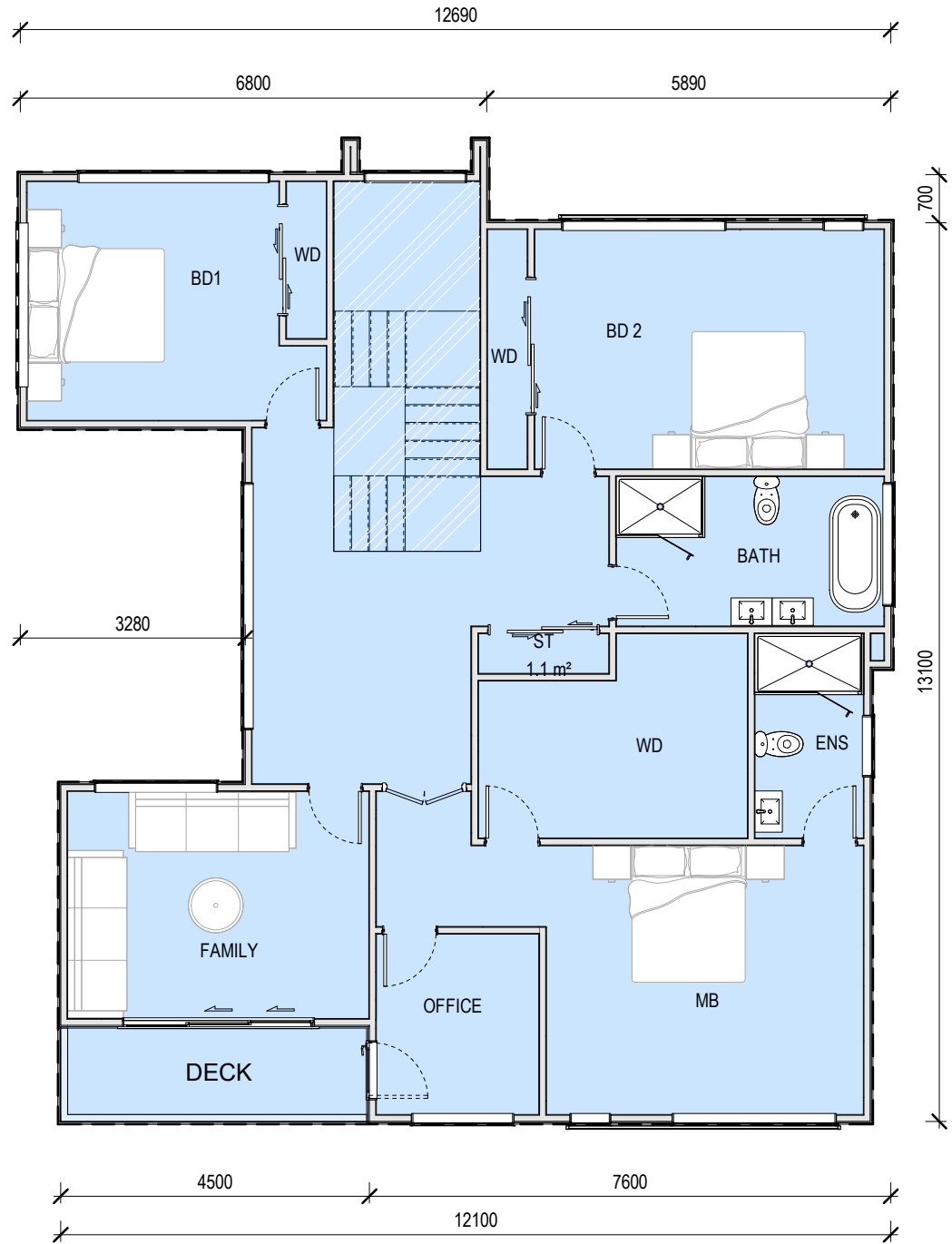
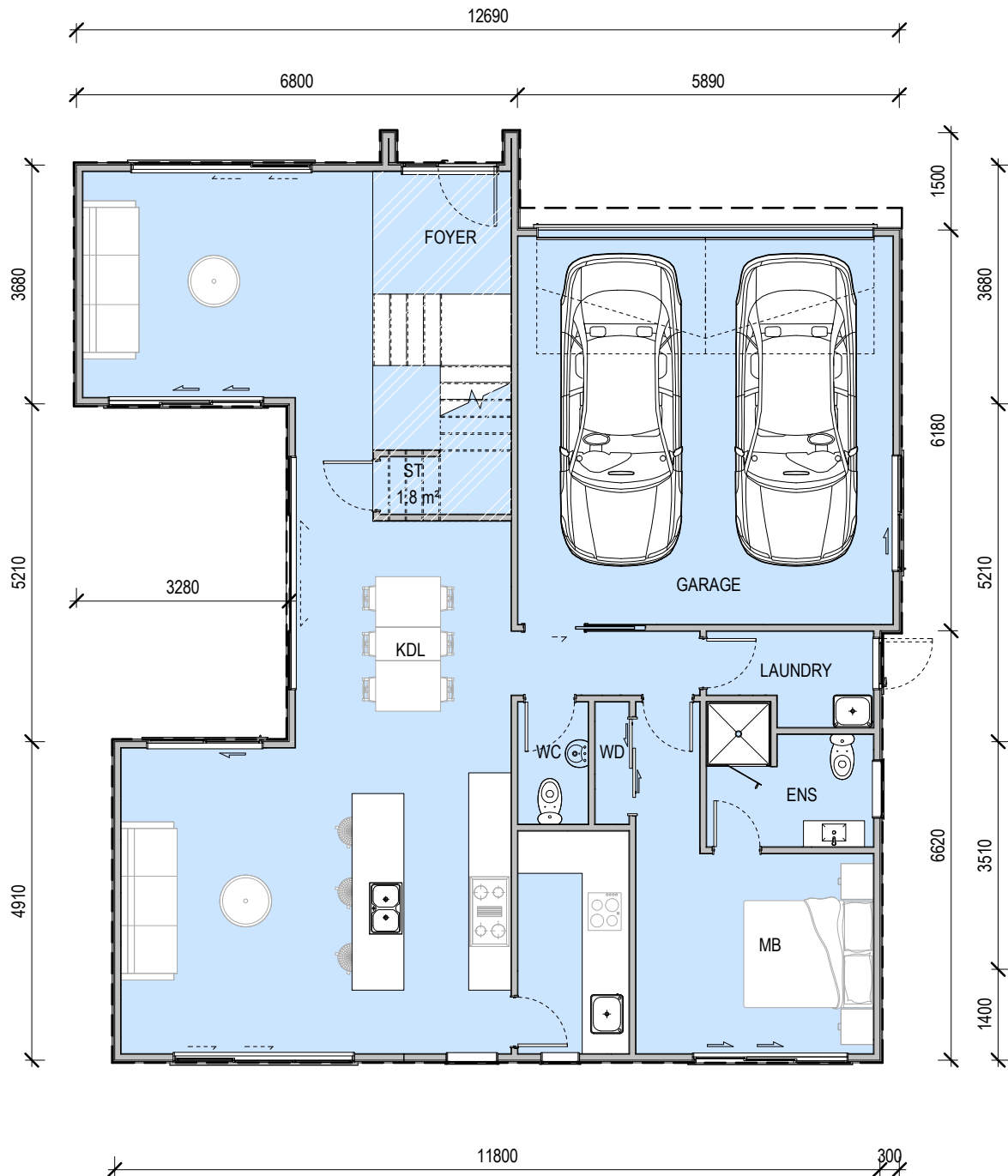
purpose	
proj no	BA2022019
scale	1 : 100 @A3
status	RC

dwn	BA	dwg no	A-5001	issue	0
-----	----	--------	--------	-------	---

Do not scale this drawing. Verify all dimensions on commencing any work. Copyright © This drawing property of Basalt Architecture Ltd. Reproduction in whole or in part without prior consent is forbidden.

**BASALT ARCHITECTURE**  
INFO@BASALTARCHITECTURE.COM





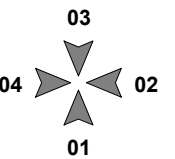
**TYPE D-S1**



**1** Ground Floor  
1 : 100

**2** First Floor  
1 : 100

**GROUND FLOOR AREA: 148M<sup>2</sup>**  
**FIRST FLOOR AREA: 143M<sup>2</sup>**  
**DECK AREA: 6M<sup>2</sup>**  
**TOTAL AREA: 297M<sup>2</sup>**



ISSUE	DATE	REVISION
1	24/02/2023	S92
0	27/10/2022	S92

**New Subdivision at**  
 14&14A Scott Road  
 Hobsonville  
 Auckland 0618

**TYPE D-S1 - UNIT PLAN**

purpose	
proj no	BA2022019
scale	1 : 100 @A3
status	RC

dwn	BA	dwg no	A-5000	issue	1
-----	----	--------	--------	-------	---

Do not scale this drawing. Verify all dimensions on commencing any work. Copyright © This drawing property of Basalt Architecture Ltd. Reproduction in whole or in part without prior consent is forbidden.

**BASALT ARCHITECTURE**  
 INFO@BASALTARCHITECTURE.COM



1 Elevation 01  
1 : 100



2 Elevation 02  
1 : 100



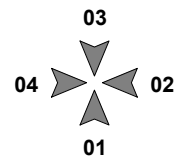
3 Elevation 03  
1 : 100



4 Elevation 04  
1 : 100

Key Notes		
C1	Wall Cladding: Fibre Cement vertical weatherboard (Dark Grey)	
C2	Wall Cladding: Fibre Cement vertical weatherboard (Light Grey)	
C3	Wall Cladding: Vertical timber weatherboard (Natural Wood Stain)	
D1	Entry Door	
D2	Garage Door	

Key Notes	
F1	Glass Balustrade
R1	Roofing: Profiled longrun metal roofing
W1	Aluminium Joinery



ISSUE	DATE	REVISION
1	24/02/2023	S92
0	27/10/2022	S92

New Subdivision at  
14&14A Scott Road  
Hobsonville  
Auckland 0618

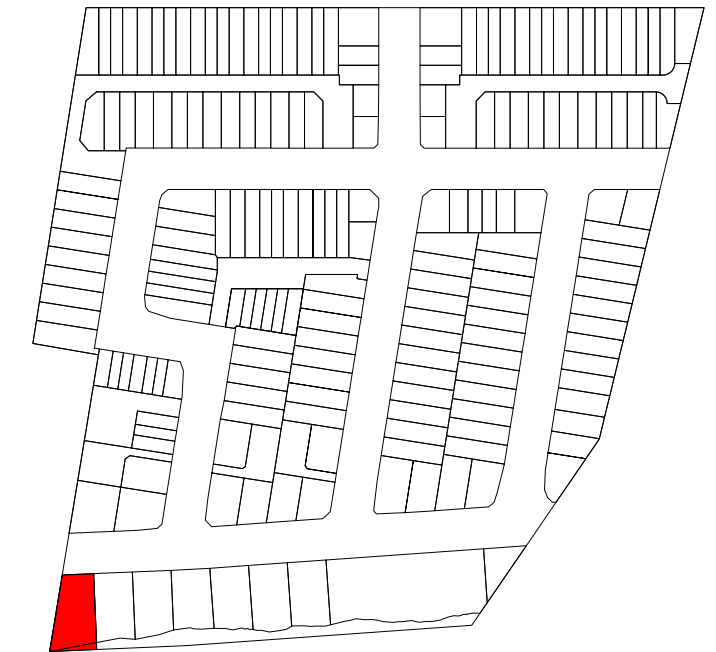
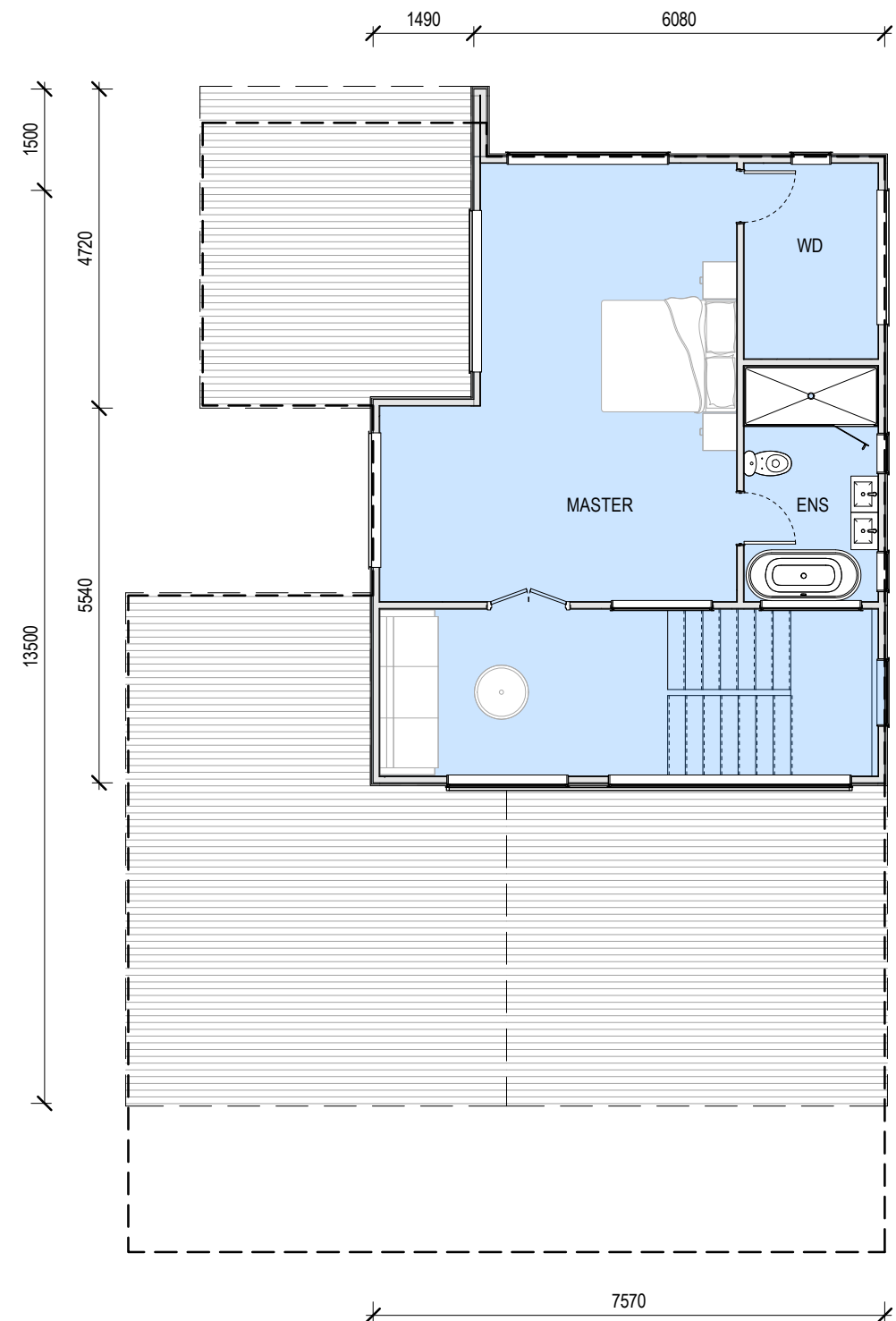
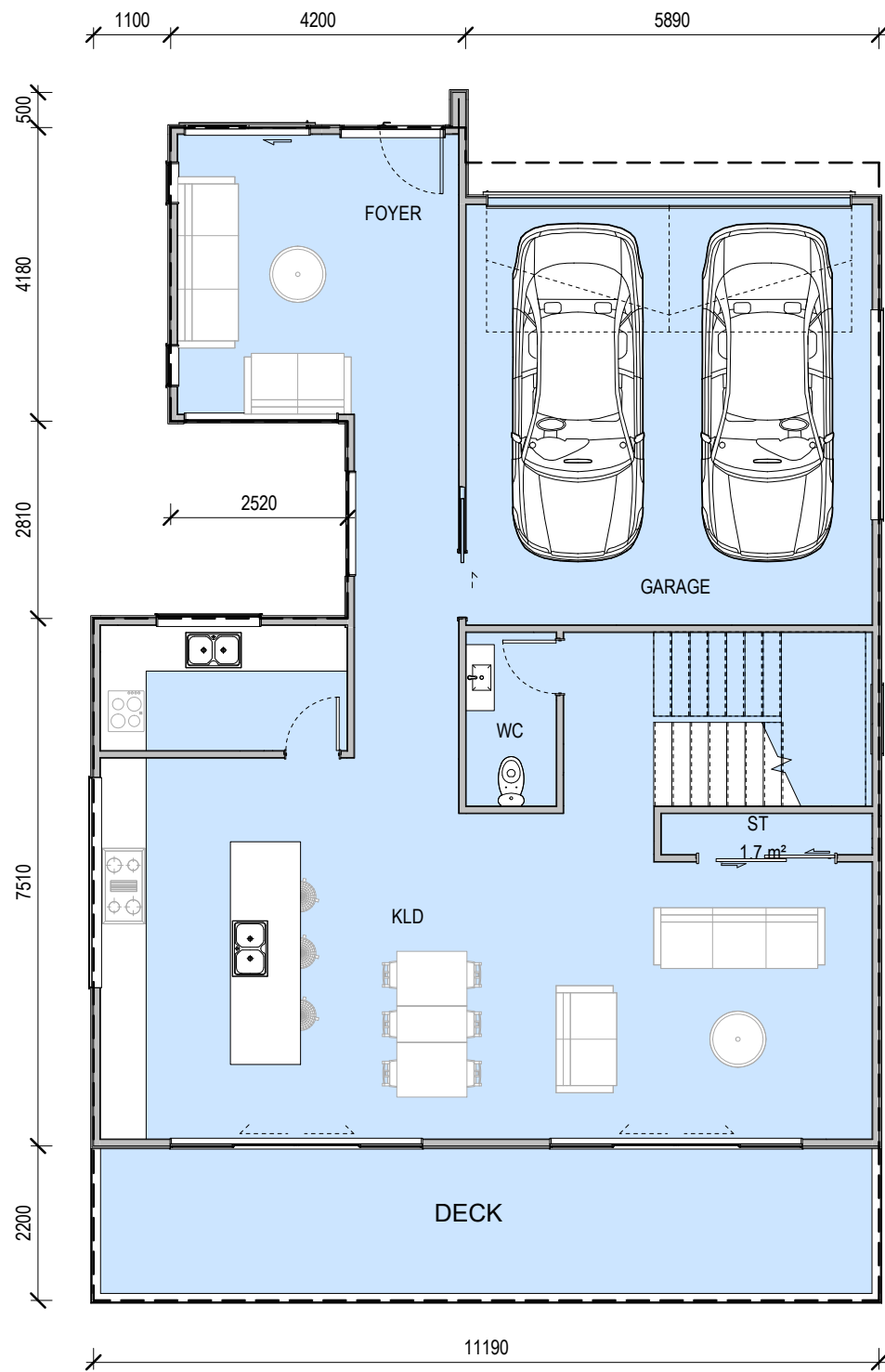
TYPE D-S1 - ELEVATIONS

purpose	
proj no	BA2022019
scale	1 : 100 @A3
status	RC

dwn	BA	dwg no	A-5001	issue	1
-----	----	--------	--------	-------	---

Do not scale this drawing. Verify all dimensions on commencing any work. Copyright © This drawing property of Basalt Architecture Ltd. Reproduction in whole or in part without prior consent is forbidden.

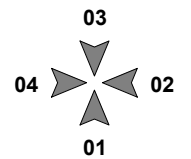
**BASALT ARCHITECTURE**  
INFO@BASALTARCHITECTURE.COM



1 Ground Floor  
1 : 100

2 First Floor  
1 : 100

BASE FLOOR AREA: 83M<sup>2</sup>  
 GROUND FLOOR AREA: 142M<sup>2</sup>  
 FIRST FLOOR AREA: 65M<sup>2</sup>  
 DECK AREA: 50M<sup>2</sup>  
 TOTAL AREA: 340M<sup>2</sup>



ISSUE	DATE	REVISION
1	24/02/2023	S92
0	27/10/2022	S92

New Subdivision at  
 14&14A Scott Road  
 Hobsonville  
 Auckland 0618

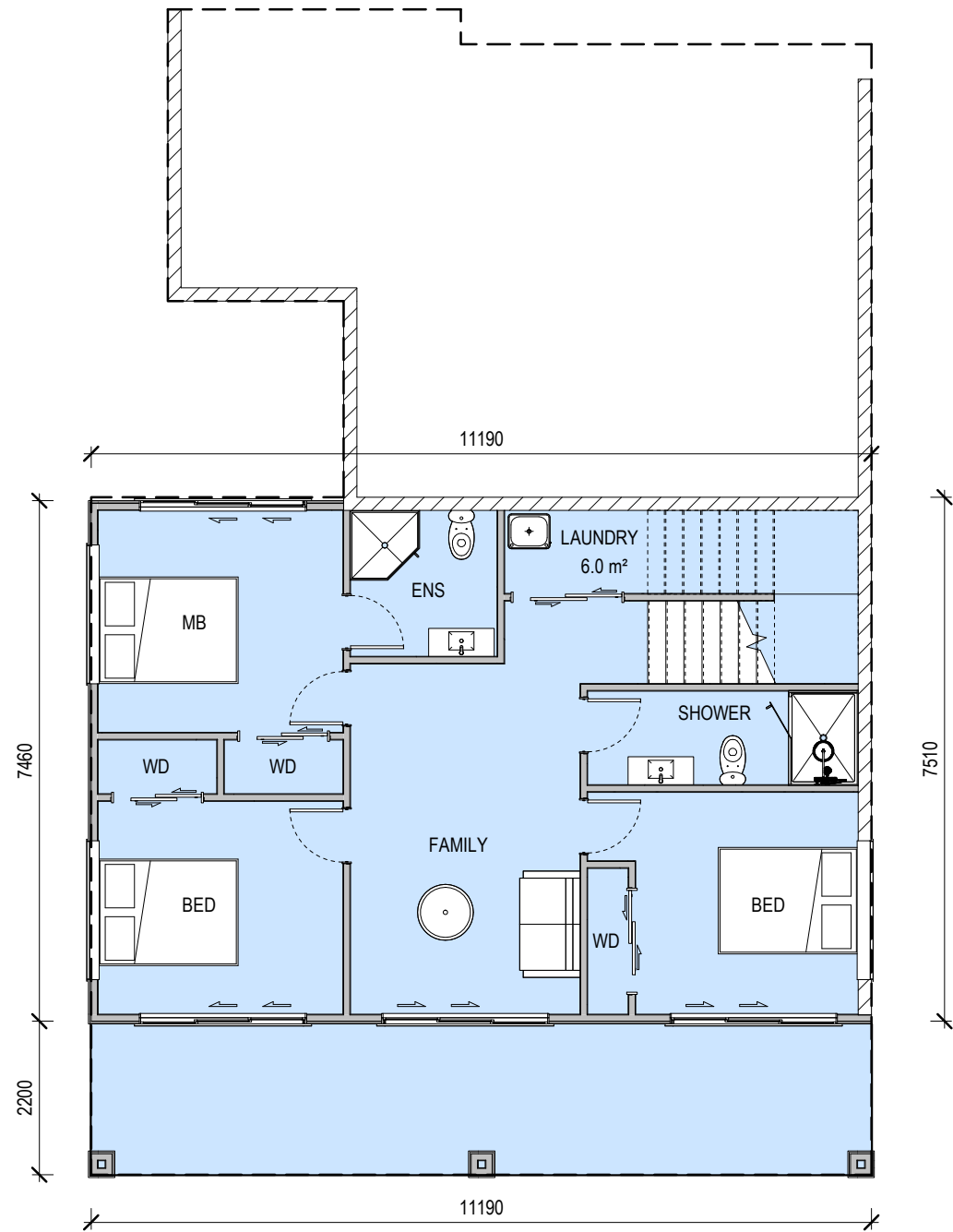
TYPE D-S2 - UNIT PLAN

purpose	
proj no	BA2022019
scale	1 : 100 @A3
status	RC

dwn	BA	dwg no	A-5000	issue	1
-----	----	--------	--------	-------	---

Do not scale this drawing. Verify all dimensions on commencing any work. Copyright © This drawing property of Basalt Architecture Ltd. Reproduction in whole or in part without prior consent is forbidden.

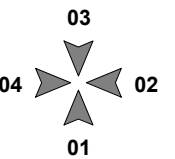
**BASALT ARCHITECTURE**  
 INFO@BASALTARCHITECTURE.COM



1

Base Floor

1 : 100



ISSUE	DATE	REVISION
1	24/02/2023	S92
0	27/10/2022	S92

New Subdivision at  
14&14A Scott Road  
Hobsonville  
Auckland 0618

TYPE D-S2 - UNIT PLAN

purpose	
proj no	BA2022019
scale	1 : 100 @A3
status	RC

dwn	BA	dwg no	A-5001	issue	1
-----	----	--------	--------	-------	---

Do not scale this drawing. Verify all dimensions on commencing any work. Copyright © This drawing property of Basalt Architecture Ltd. Reproduction in whole or in part without prior consent is forbidden.

**BASALT ARCHITECTURE**  
INFO@BASALTARCHITECTURE.COM



1 Elevation 01  
1 : 100

2 Elevation 02  
1 : 100



3 Elevation 03  
1 : 100

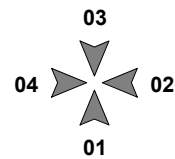
4 Elevation 04  
1 : 100

Key Notes

C1	Wall Cladding: Fibre Cement vertical weatherboard (Dark Grey)
C2	Wall Cladding: Fibre Cement vertical weatherboard (Light Grey)
C3	Wall Cladding: Vertical timber weatherboard (Natural Wood Stain)
C10	Wall Cladding: Blockwall
D1	Entry Door
D2	Garage Door

Key Notes

F1	Glass Balustrade
R1	Roofing: Profiled longrun metal roofing
W1	Aluminium Joinery



ISSUE	DATE	REVISION
1	24/02/2023	S92
0	27/10/2022	S92

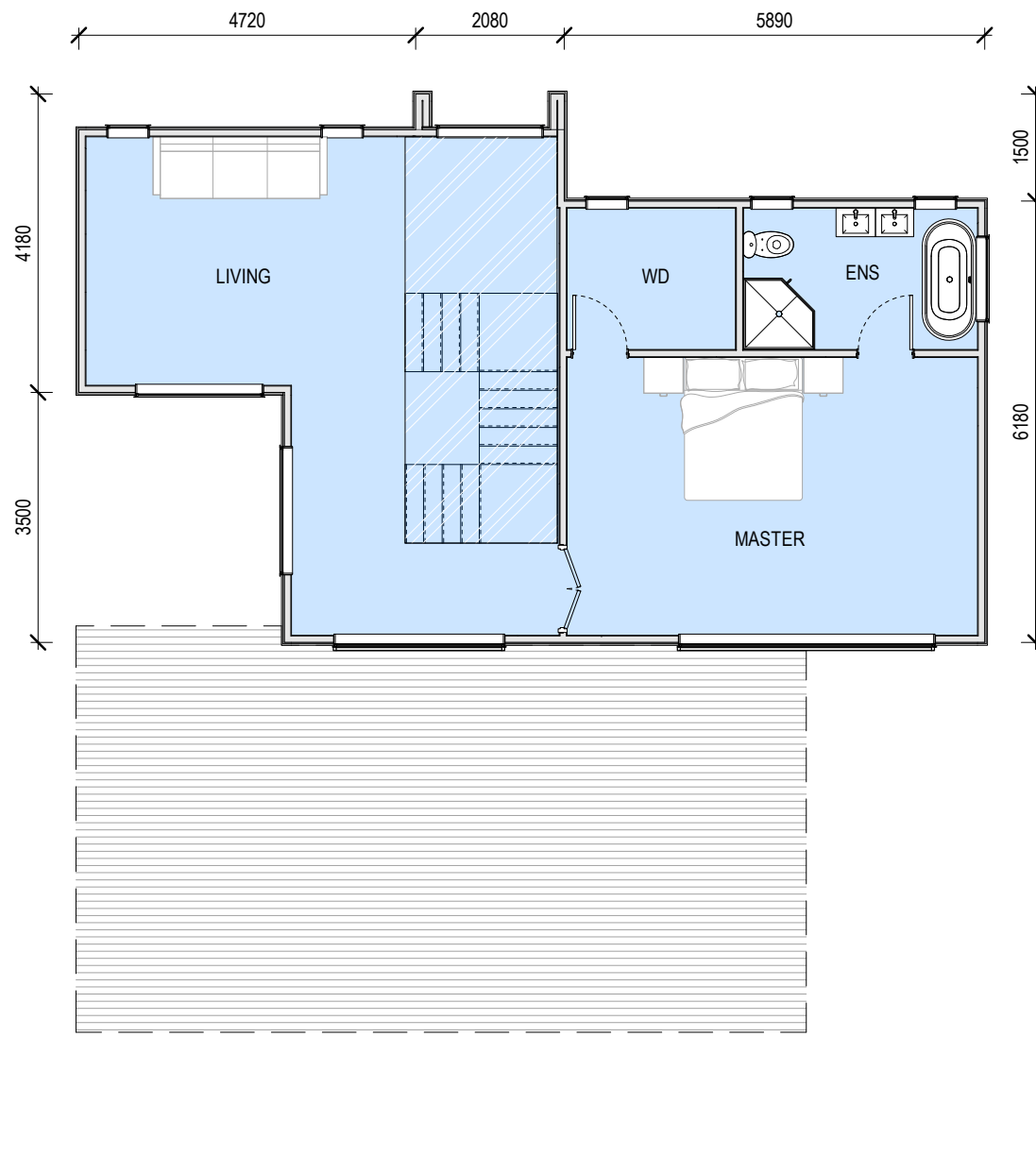
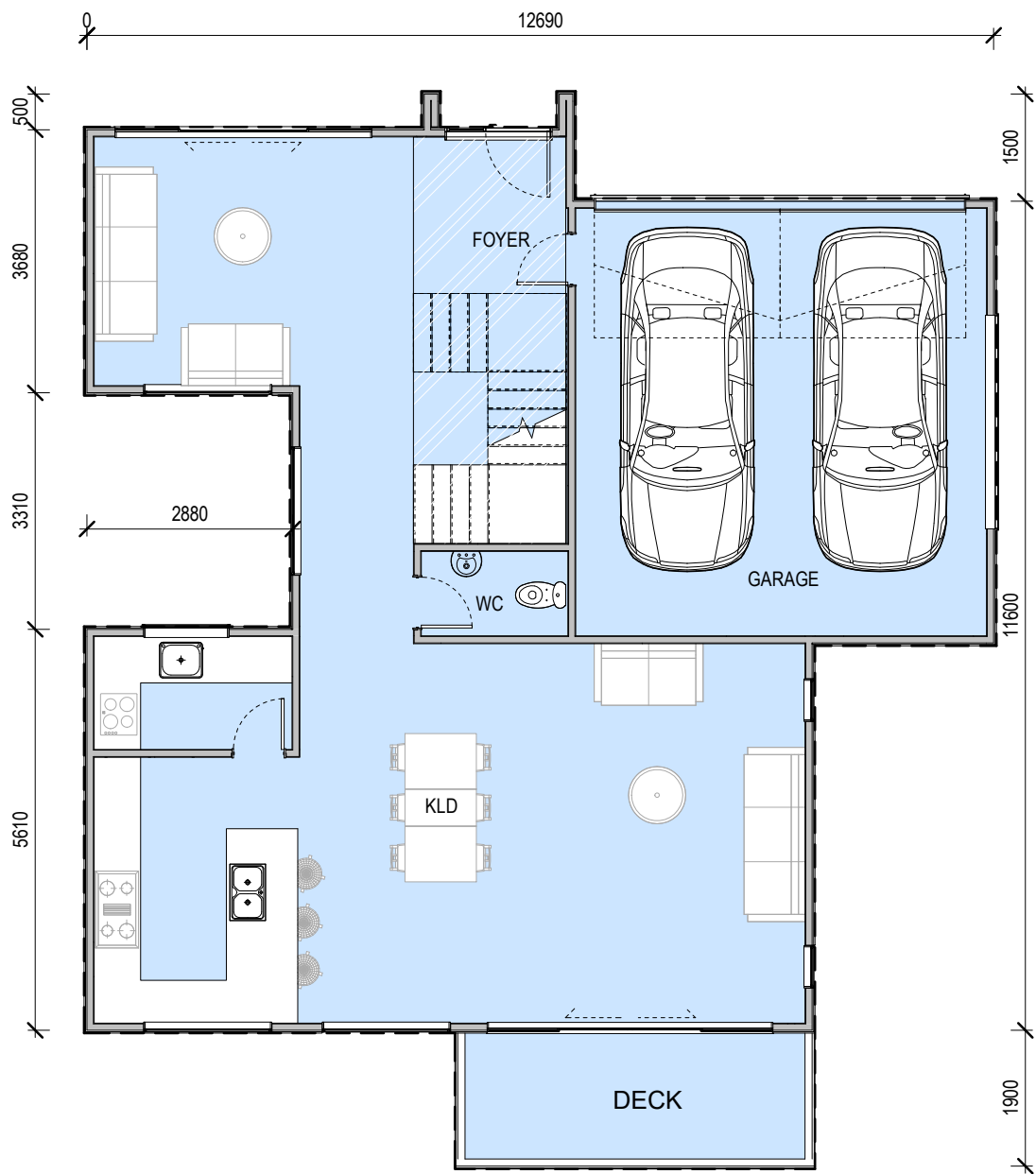
New Subdivision at  
14&14A Scott Road  
Hobsonville  
Auckland 0618

TYPE D-S2 - ELEVATIONS

purpose	
proj no	BA2022019
scale	1 : 100 @A3
status	RC

dwn	BA	dwg no	A-5002 1	issue	1
-----	----	--------	----------	-------	---

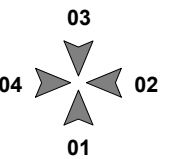
Do not scale this drawing. Verify all dimensions on commencing any work. Copyright © This drawing property of Basalt Architecture Ltd. Reproduction in whole or in part without prior consent is forbidden.



1 Ground Floor  
1 : 100

2 First Floor  
1 : 100

BASE FLOOR AREA: 77M<sup>2</sup>  
GROUND FLOOR AREA: 131M<sup>2</sup>  
FIRST FLOOR AREA: 75M<sup>2</sup>  
DECK AREA: 10M<sup>2</sup>  
TOTAL AREA: 293M<sup>2</sup>



ISSUE	DATE	REVISION
1	24/02/2023	S92
0	27/10/2022	S92

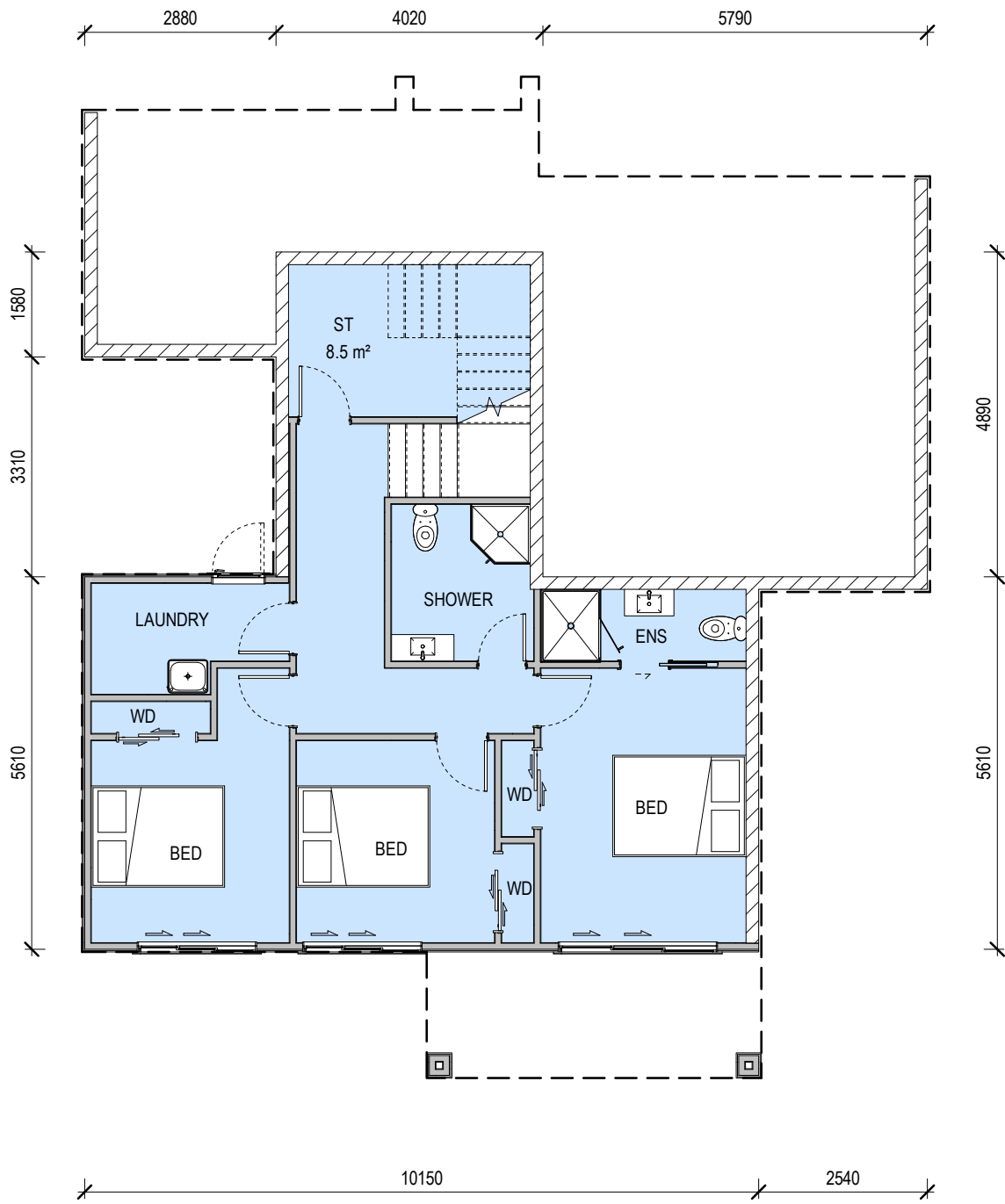
New Subdivision at  
14&14A Scott Road  
Hobsonville  
Auckland 0618

TYPE D-S3 - UNIT PLAN

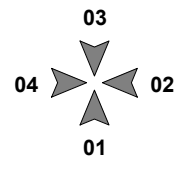
purpose	dwn	dwg no	issue
proj no BA2022019	BA	A-5000	1
scale 1 : 100 @A3			
status RC			

Do not scale this drawing. Verify all dimensions on commencing any work. Copyright © This drawing property of Basalt Architecture Ltd. Reproduction in whole or in part without prior consent is forbidden.

**BASALT ARCHITECTURE**  
INFO@BASALTARCHITECTURE.COM



**1** Base Floor  
1 : 100



ISSUE	DATE	REVISION
1	24/02/2023	S92
0	27/10/2022	S92

New Subdivision at  
14&14A Scott Road  
Hobsonville  
Auckland 0618

**TYPE D-S3 - UNIT PLAN**

purpose	
proj no	BA2022019
scale	1 : 100 @A3
status	RC

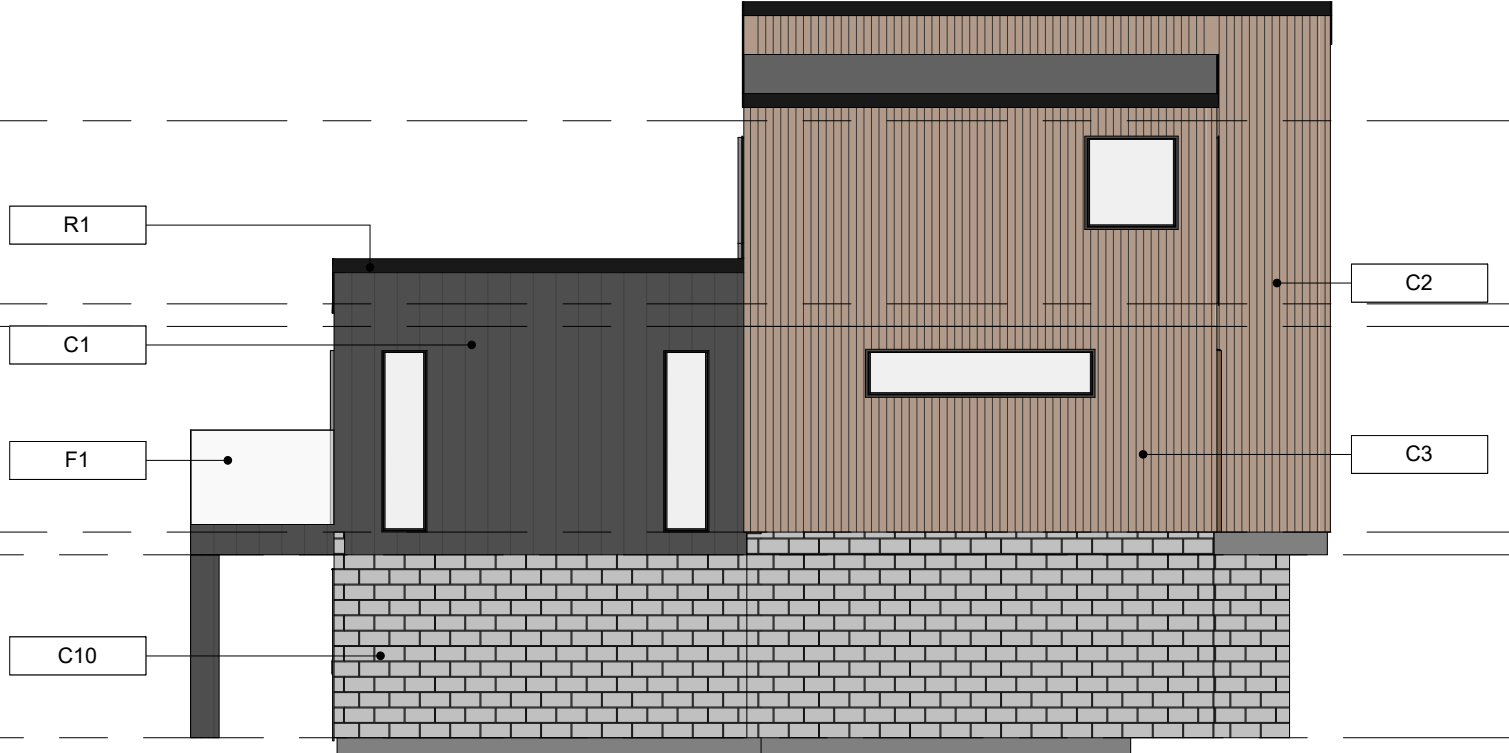
dwn	BA	dwg no	A-5001	issue	1
-----	----	--------	--------	-------	---

Do not scale this drawing. Verify all dimensions on commencing any work. Copyright © This drawing property of Basalt Architecture Ltd. Reproduction in whole or in part without prior consent is forbidden.

**BASALT ARCHITECTURE**  
INFO@BASALTARCHITECTURE.COM



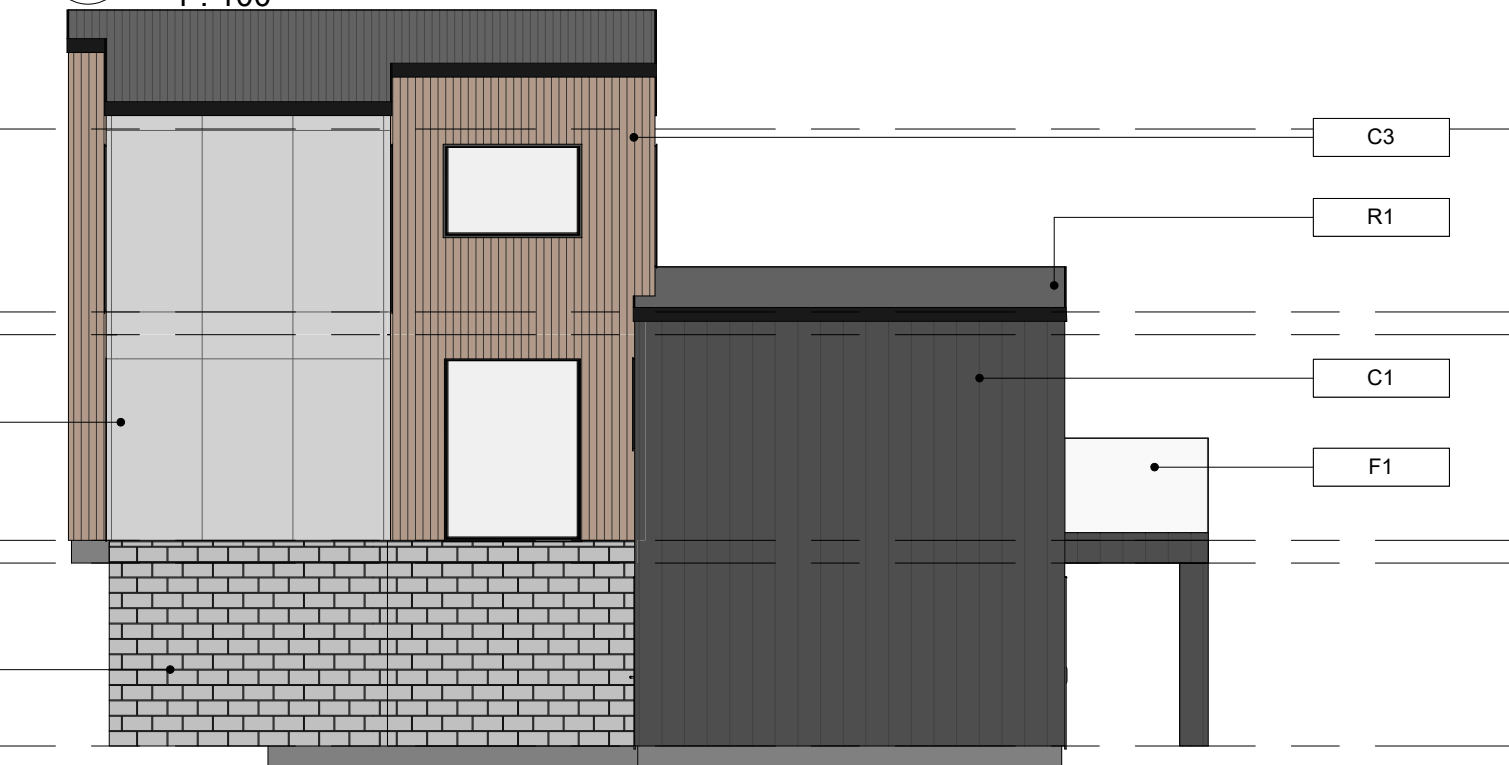
1 Elevation 01  
1 : 100



2 Elevation 02  
1 : 100



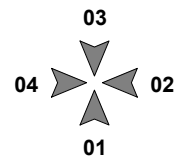
3 Elevation 03  
1 : 100



4 Elevation 04  
1 : 100

Key Notes	
C1	Wall Cladding: Fibre Cement vertical weatherboard (Dark Grey)
C2	Wall Cladding: Fibre Cement vertical weatherboard (Light Grey)
C3	Wall Cladding: Vertical timber weatherboard (Natural Wood Stain)
C10	Wall Cladding: Blockwall
D1	Entry Door

Key Notes	
D2	Garage Door
F1	Glass Balustrade
R1	Roofing: Profiled longrun metal roofing
W1	Aluminium Joinery



ISSUE	DATE	REVISION
1	24/02/2023	S92
0	27/10/2022	S92

New Subdivision at  
14&14A Scott Road  
Hobsonville  
Auckland 0618

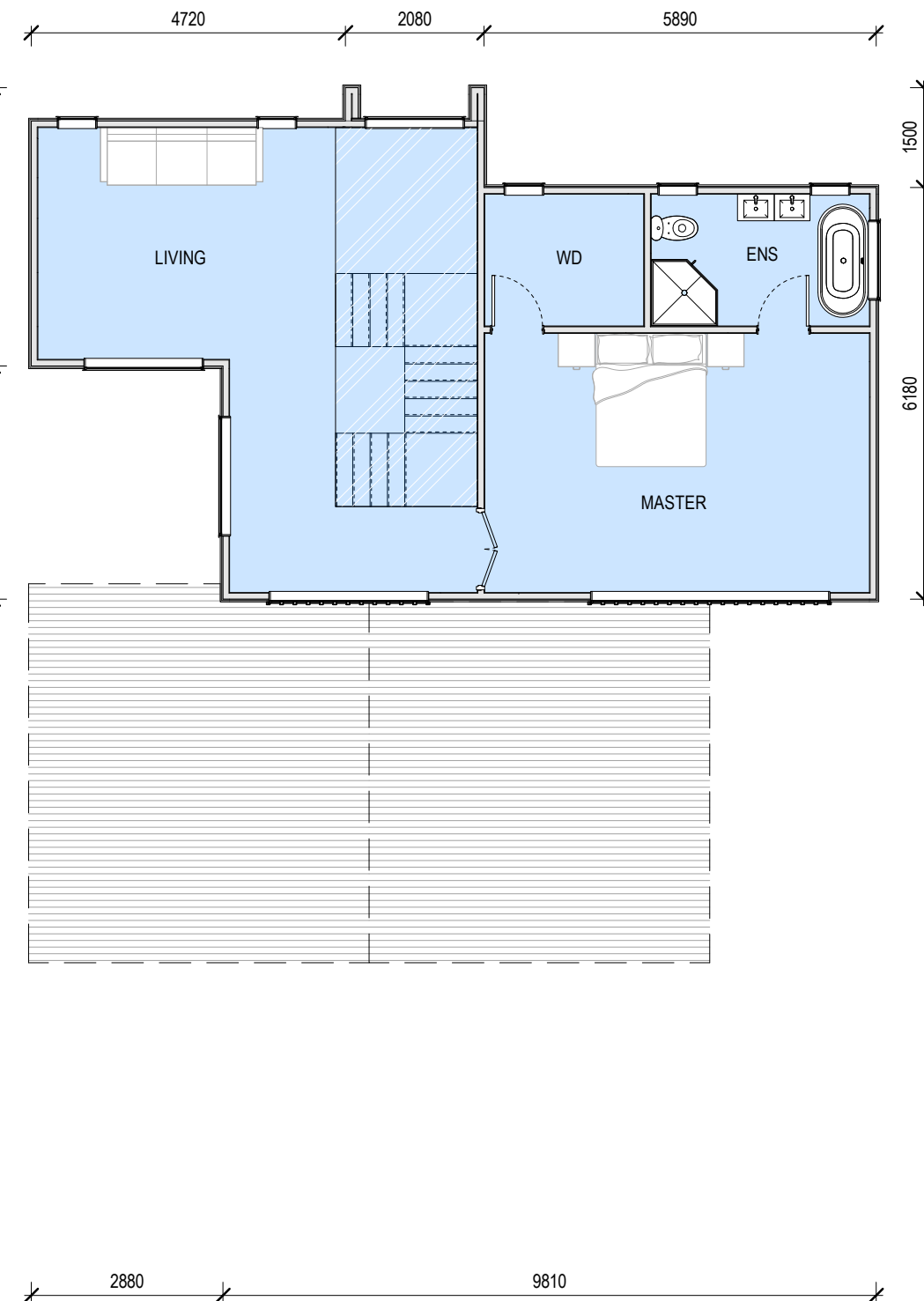
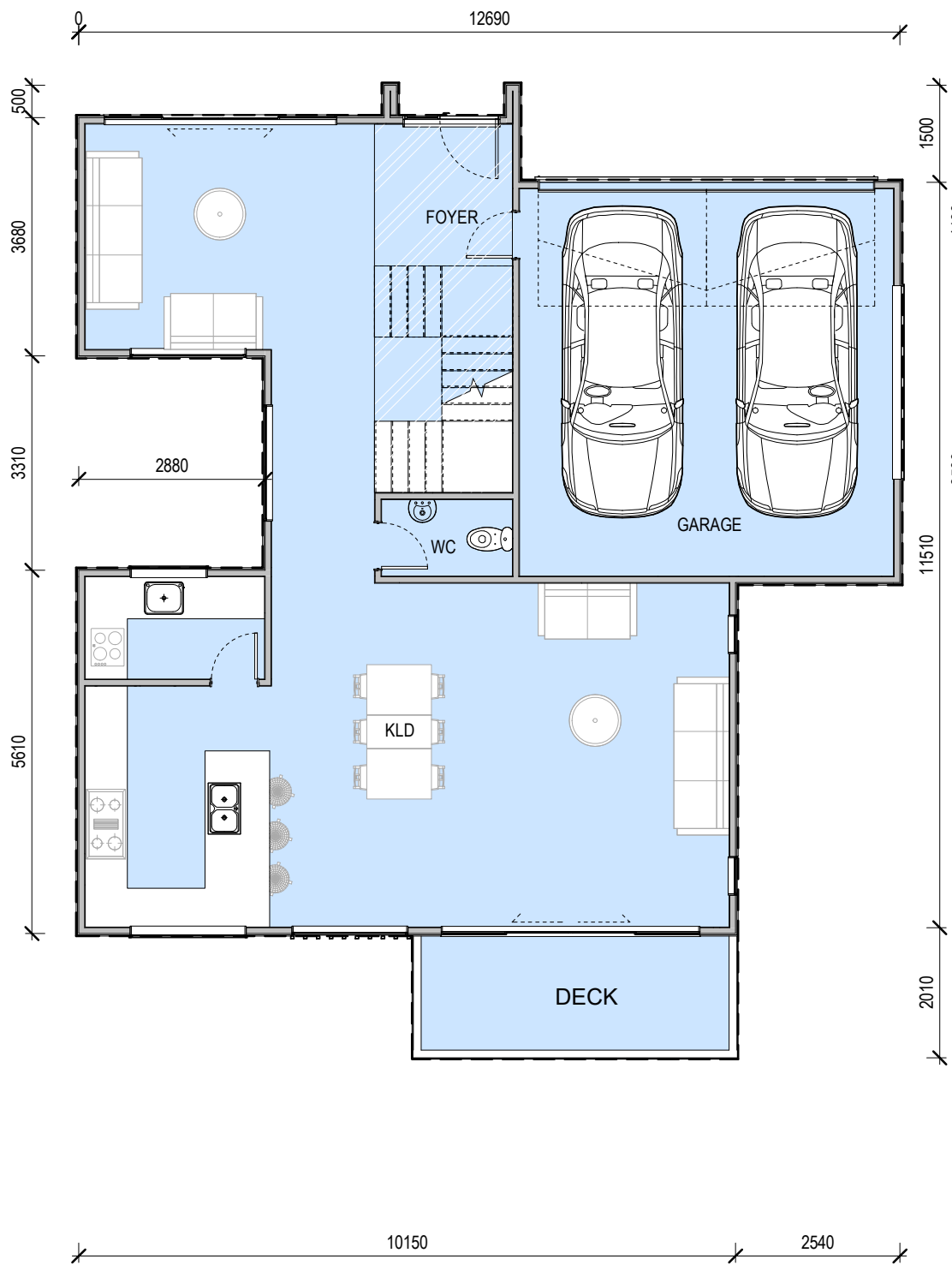
TYPE D-S3 - ELEVATIONS

purpose	
proj no	BA2022019
scale	1 : 100 @A3
status	RC

dwn	BA	dwg no	A-5002	issue	1
Do not scale this drawing. Verify all dimensions on commencing any work. Copyright © This drawing property of Basalt Architecture Ltd. Reproduction in whole or in part without prior consent is forbidden.					

**BASALT ARCHITECTURE**  
INFO@BASALTARCHITECTURE.COM

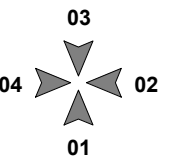




1 Ground Floor  
1 : 100

2 First Floor  
1 : 100

BASE FLOOR AREA: 77M<sup>2</sup>  
GROUND FLOOR AREA: 131M<sup>2</sup>  
FIRST FLOOR AREA: 75M<sup>2</sup>  
DECK AREA: 10M<sup>2</sup>  
TOTAL AREA: 293M<sup>2</sup>



ISSUE	DATE	REVISION
1	24/02/2023	S92
0	27/10/2022	S92

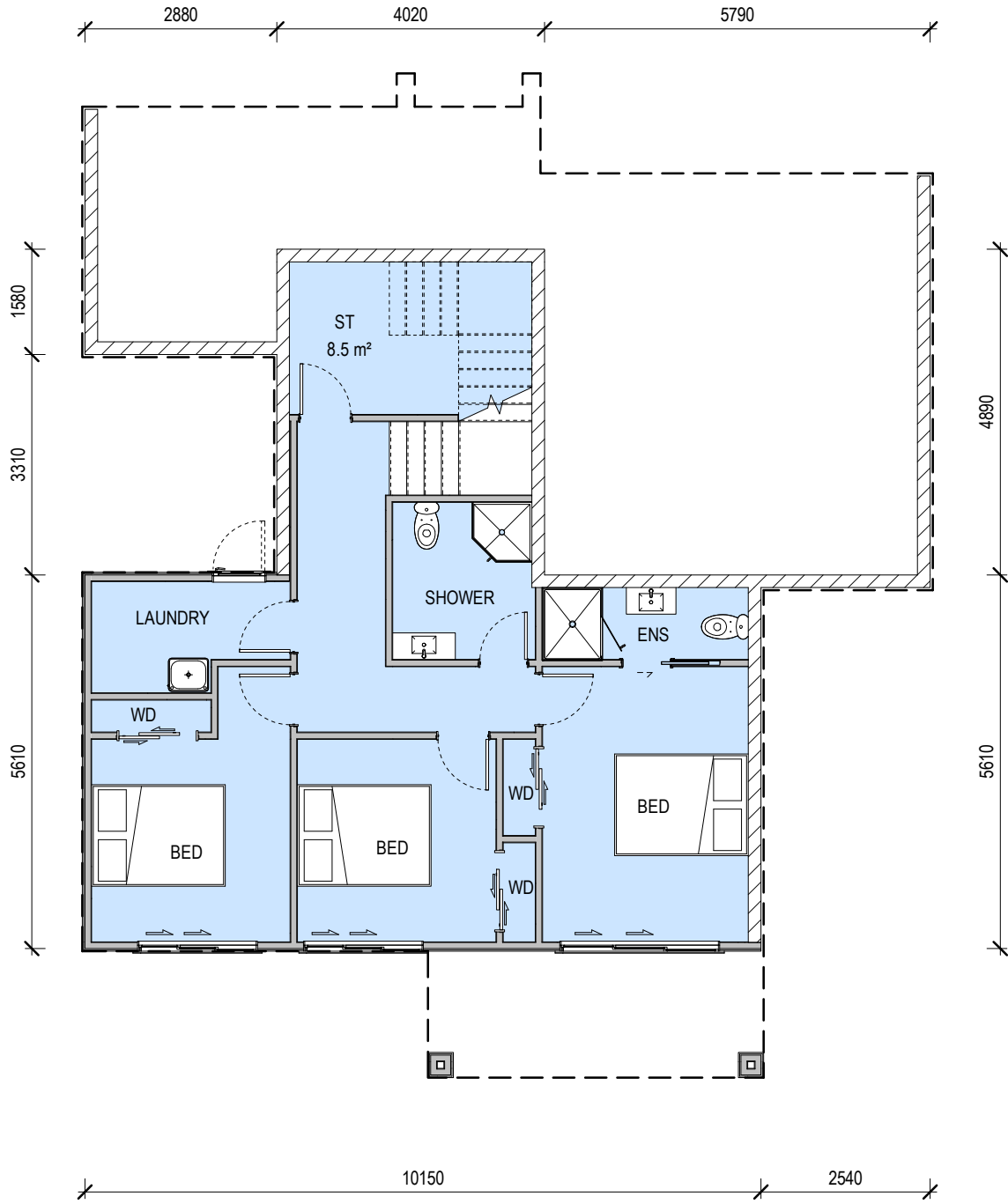
New Subdivision at  
14&14A Scott Road  
Hobsonville  
Auckland 0618

TYPE D-S4 - UNIT PLAN

purpose	dwn	dwg no	issue
proj no BA2022019	BA	A-5000	1
scale 1 : 100 @A3			
status RC			

Do not scale this drawing. Verify all dimensions on commencing any work. Copyright © This drawing property of Basalt Architecture Ltd. Reproduction in whole or in part without prior consent is forbidden.

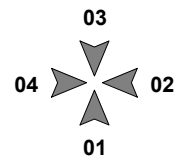
**BASALT ARCHITECTURE**  
INFO@BASALTARCHITECTURE.COM



1

Base Floor

1 : 100



ISSUE	DATE	REVISION
1	24/02/2023	S92
0	27/10/2022	S92

New Subdivision at  
14&14A Scott Road  
Hobsonville  
Auckland 0618

TYPE D-S4 - UNIT PLAN

purpose	
proj no	BA2022019
scale	1 : 100 @A3
status	RC

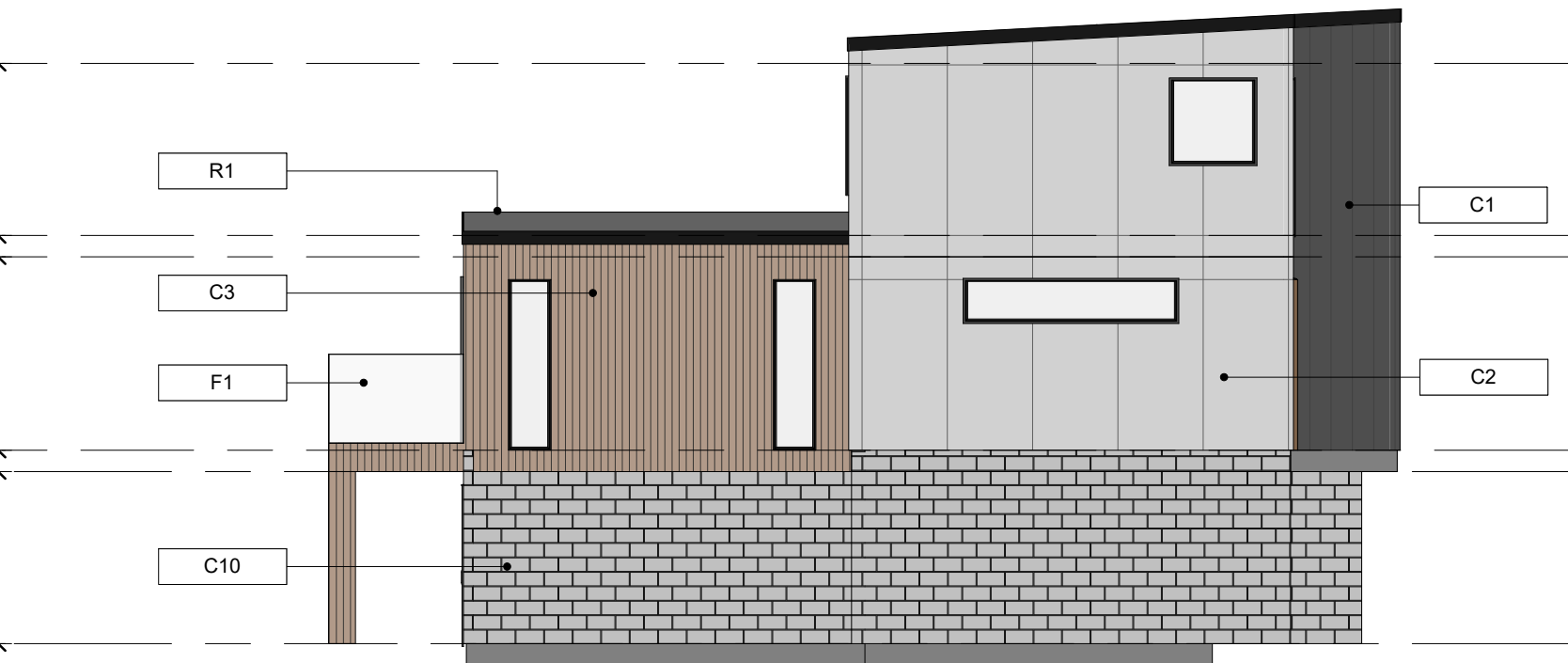
dwn	BA	dwg no	A-5001	issue	1
-----	----	--------	--------	-------	---

Do not scale this drawing. Verify all dimensions on commencing any work. Copyright © This drawing property of Basalt Architecture Ltd. Reproduction in whole or in part without prior consent is forbidden.

**BASALT ARCHITECTURE**  
INFO@BASALTARCHITECTURE.COM



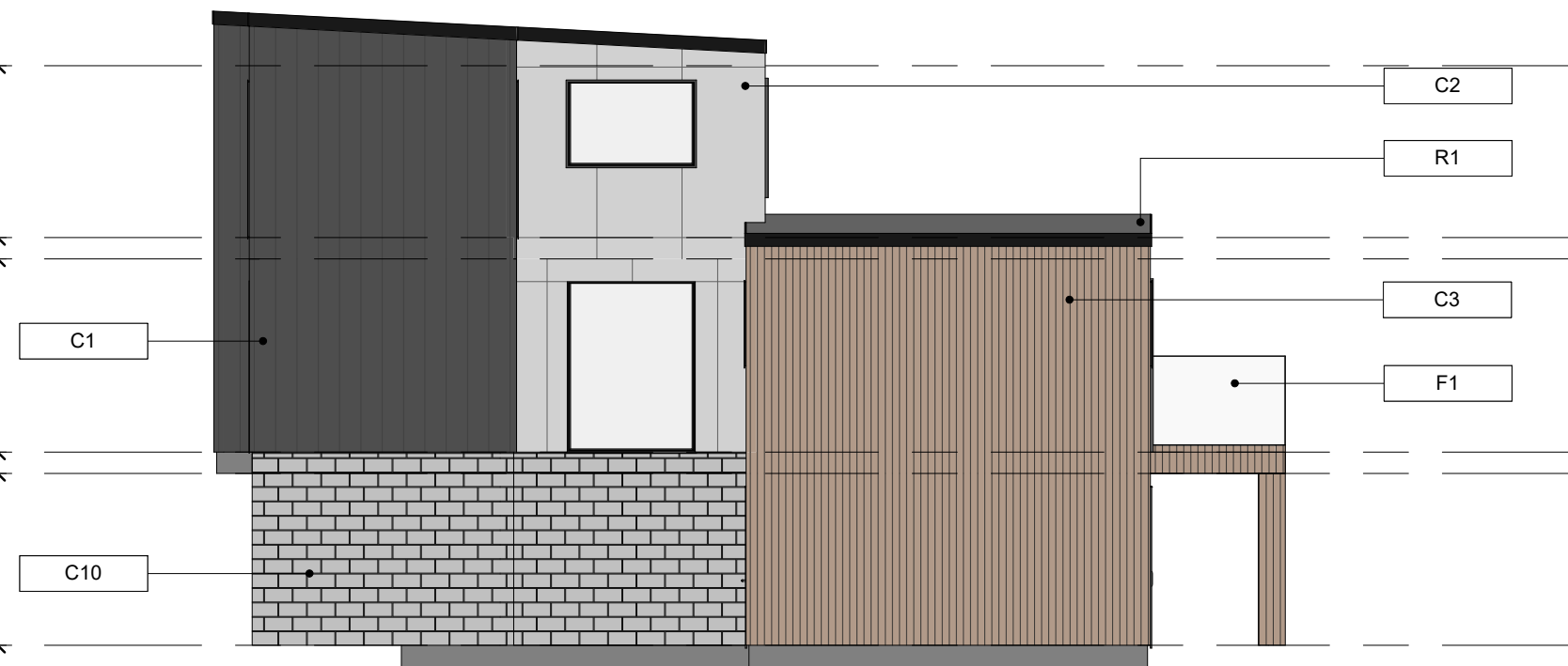
1 Elevation 01  
1 : 100



2 Elevation 02  
1 : 100



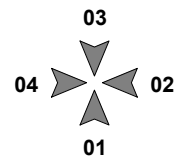
3 Elevation 03  
1 : 100



4 Elevation 04  
1 : 100

Key Notes		
C1	Wall Cladding: Fibre Cement vertical weatherboard (Dark Grey)	
C2	Wall Cladding: Fibre Cement vertical weatherboard (Light Grey)	
C3	Wall Cladding: Vertical timber weatherboard (Natural Wood Stain)	
C10	Wall Cladding: Blockwall	
D1	Entry Door	
D2	Garage Door	

Key Notes	
F1	Glass Balustrade
R1	Roofing: Profiled longrun metal roofing
W1	Aluminium Joinery



ISSUE	DATE	REVISION
1	24/02/2023	S92
0	27/10/2022	S92

New Subdivision at  
14&14A Scott Road  
Hobsonville  
Auckland 0618

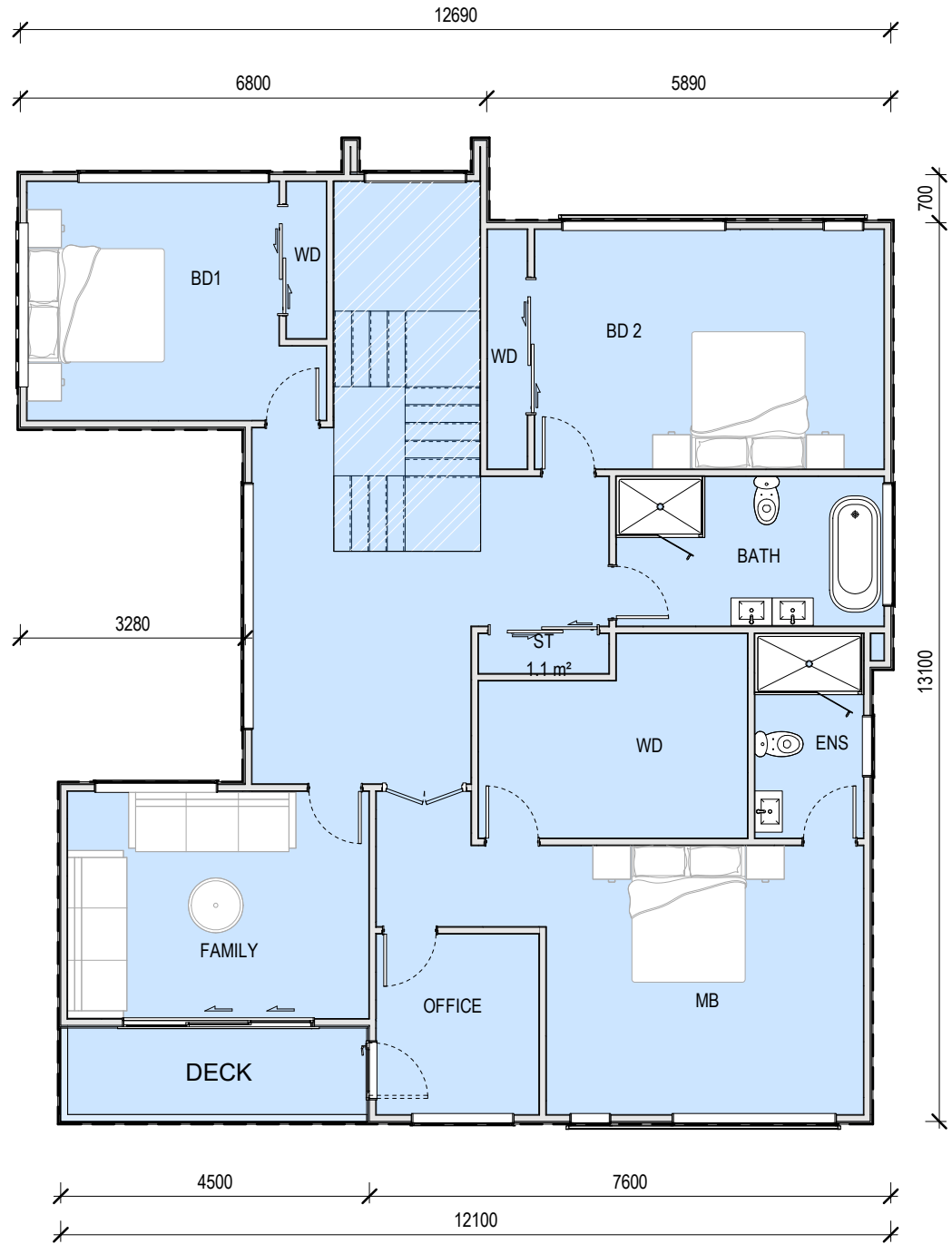
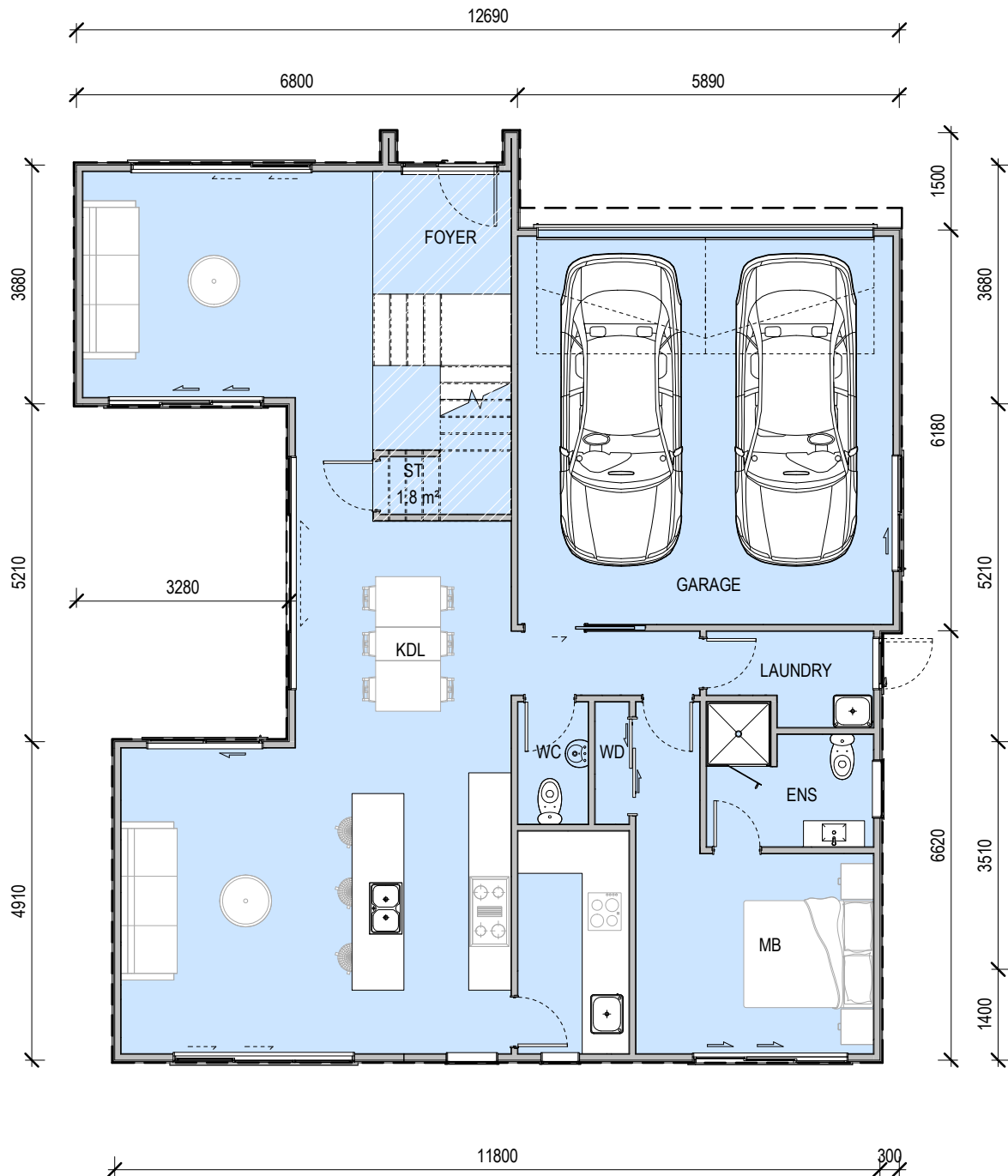
TYPE D-S4 - ELEVATIONS

purpose	
proj no	BA2022019
scale	1 : 100 @A3
status	RC

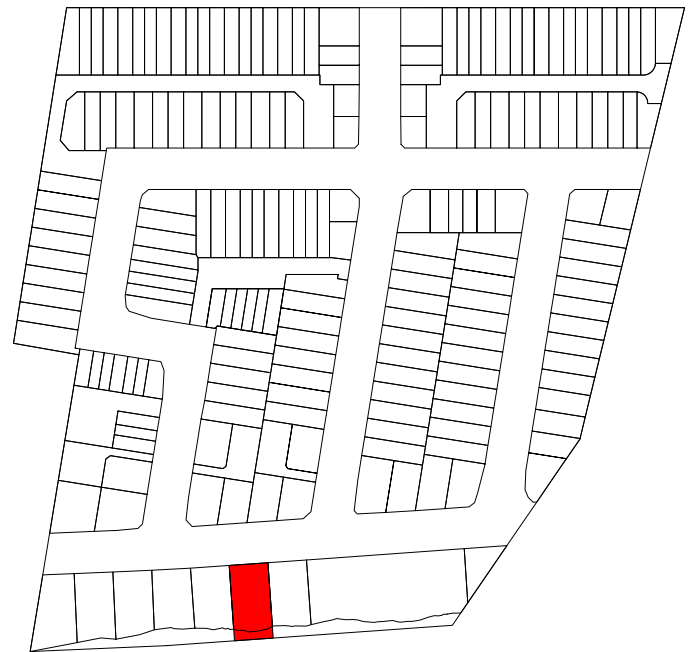
dwn	BA	dwg no	A-5002	issue	1
-----	----	--------	--------	-------	---

Do not scale this drawing. Verify all dimensions on commencing any work. Copyright © This drawing property of Basalt Architecture Ltd. Reproduction in whole or in part without prior consent is forbidden.

**BASALT ARCHITECTURE**  
INFO@BASALTARCHITECTURE.COM



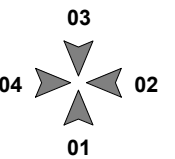
TYPE D-S5



1 Ground Floor  
1 : 100

2 First Floor  
1 : 100

GROUND FLOOR AREA: 148M<sup>2</sup>  
FIRST FLOOR AREA: 143M<sup>2</sup>  
DECK AREA: 6M<sup>2</sup>  
TOTAL AREA: 297M<sup>2</sup>



ISSUE	DATE	REVISION
1	24/02/2023	S92
0	27/10/2022	S92

New Subdivision at  
14&14A Scott Road  
Hobsonville  
Auckland 0618

TYPE D-S5 - UNIT PLAN

purpose	
proj no	BA2022019
scale	1 : 100 @A3
status	RC

dwn	BA	dwg no	A-5000	issue	1
-----	----	--------	--------	-------	---

Do not scale this drawing. Verify all dimensions on commencing any work. Copyright © This drawing property of Basalt Architecture Ltd. Reproduction in whole or in part without prior consent is forbidden.

**BASALT ARCHITECTURE**  
INFO@BASALTARCHITECTURE.COM



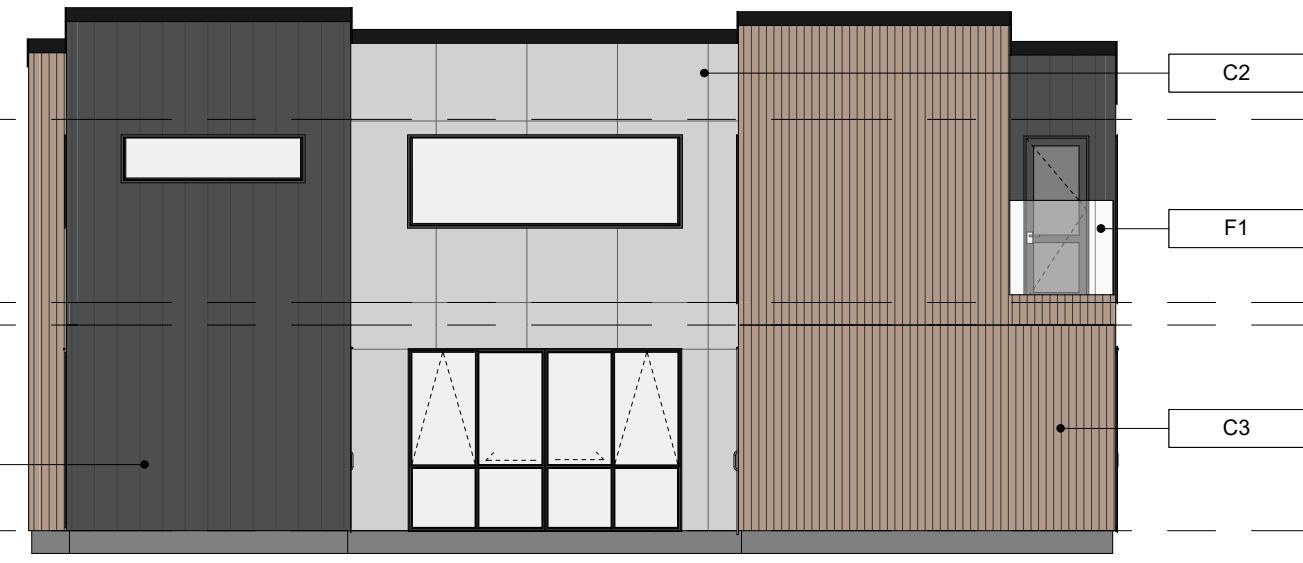
1 Elevation 01  
1 : 100



2 Elevation 02  
1 : 100



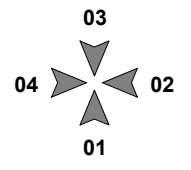
3 Elevation 03  
1 : 100



4 Elevation 04  
1 : 100

Key Notes		
C1	Wall Cladding: Fibre Cement vertical weatherboard (Dark Grey)	
C2	Wall Cladding: Fibre Cement vertical weatherboard (Light Grey)	
C3	Wall Cladding: Vertical timber weatherboard (Natural Wood Stain)	
D1	Entry Door	
D2	Garage Door	

Key Notes	
F1	Glass Balustrade
R1	Roofing: Profiled longrun metal roofing
W1	Aluminium Joinery



ISSUE	DATE	REVISION
1	24/02/2023	S92
0	27/10/2022	S92

New Subdivision at  
14&14A Scott Road  
Hobsonville  
Auckland 0618

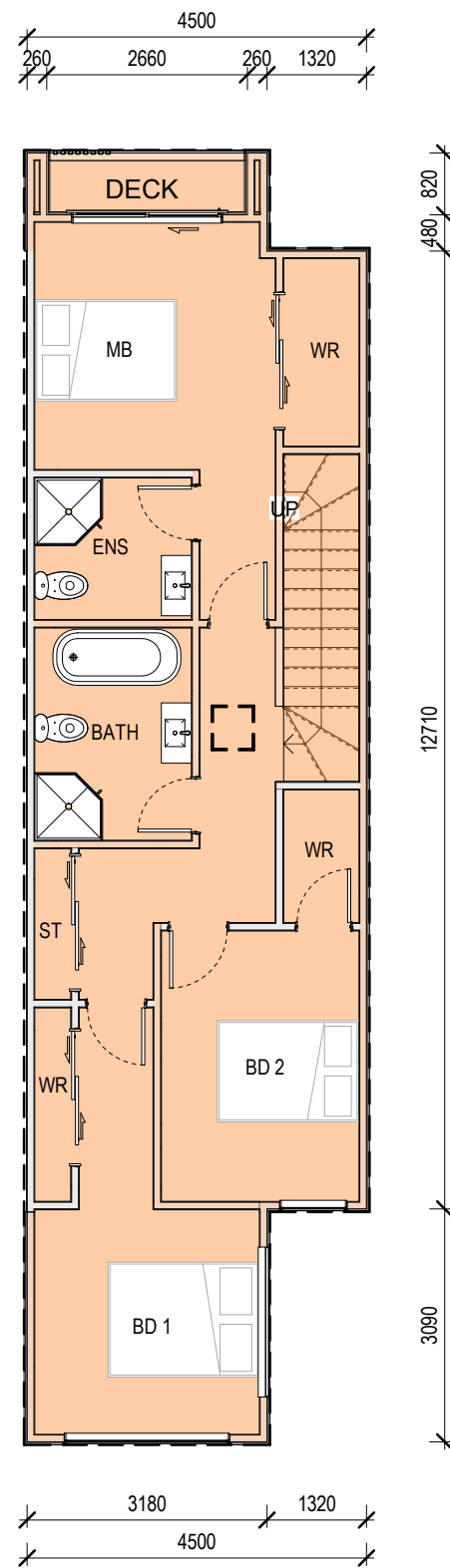
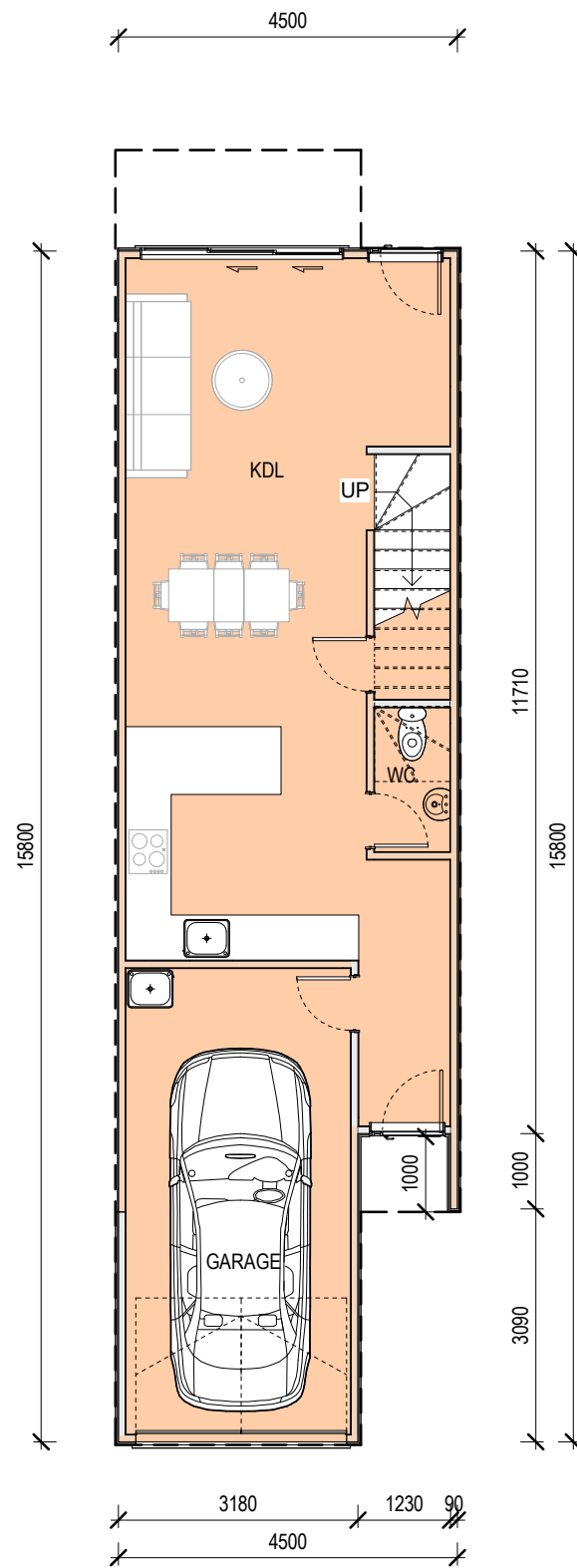
TYPE D-S5 - ELEVATIONS

purpose	
proj no	BA2022019
scale	1 : 100 @A3
status	RC

dwn	BA	dwg no	A-5001	issue	1
-----	----	--------	--------	-------	---

Do not scale this drawing. Verify all dimensions on commencing any work. Copyright © This drawing property of Basalt Architecture Ltd. Reproduction in whole or in part without prior consent is forbidden.

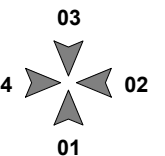
**BASALT ARCHITECTURE**  
INFO@BASALTARCHITECTURE.COM



1 Ground Floor  
1 : 100

2 First Floor  
1 : 100

GROUND FLOOR AREA: 66M<sup>2</sup>  
FIRST FLOOR AREA: 69M<sup>2</sup>  
DECK AREA: 2M<sup>2</sup>  
TOTAL AREA: 137M<sup>2</sup>



ISSUE	DATE	REVISION
0	27/10/2022	S92

**New Subdivision at**  
14&14A Scott Road  
Hobsonville  
Auckland 0618

**TYPE T-A1 - UNIT PLAN**

purpose	
proj no	BA2022019
scale	1 : 100 @A3
status	RC

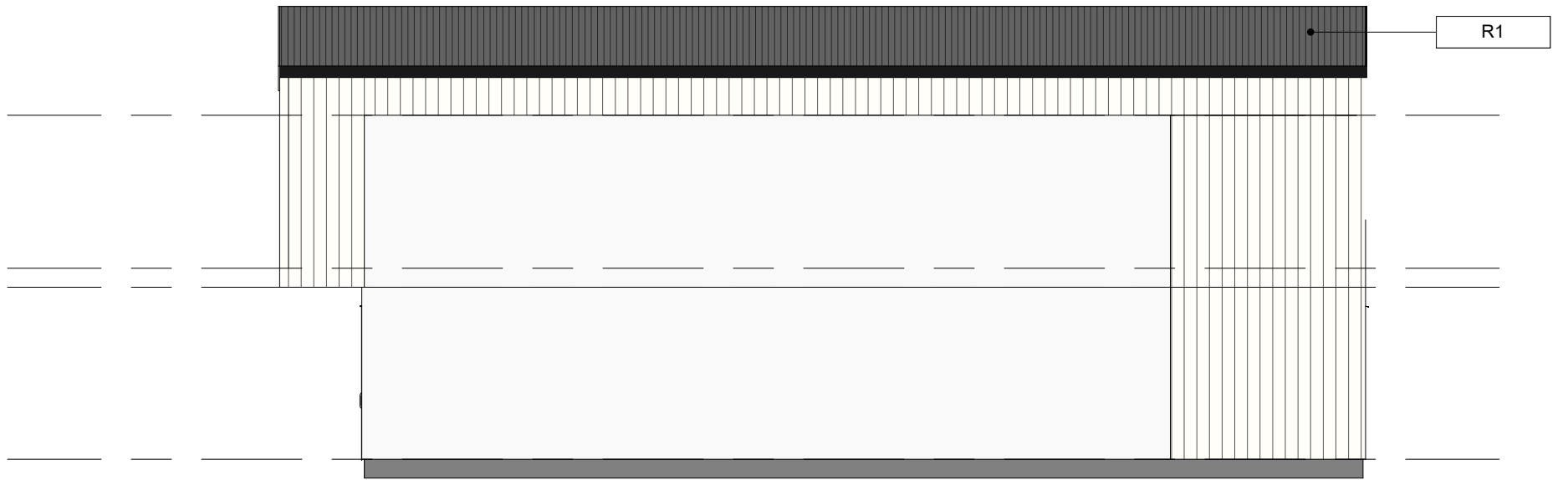
dwn	BA	dwg no	A-5000	issue	0
-----	----	--------	--------	-------	---

Do not scale this drawing. Verify all dimensions on commencing any work. Copyright © This drawing property of Basalt Architecture Ltd. Reproduction in whole or in part without prior consent is forbidden.

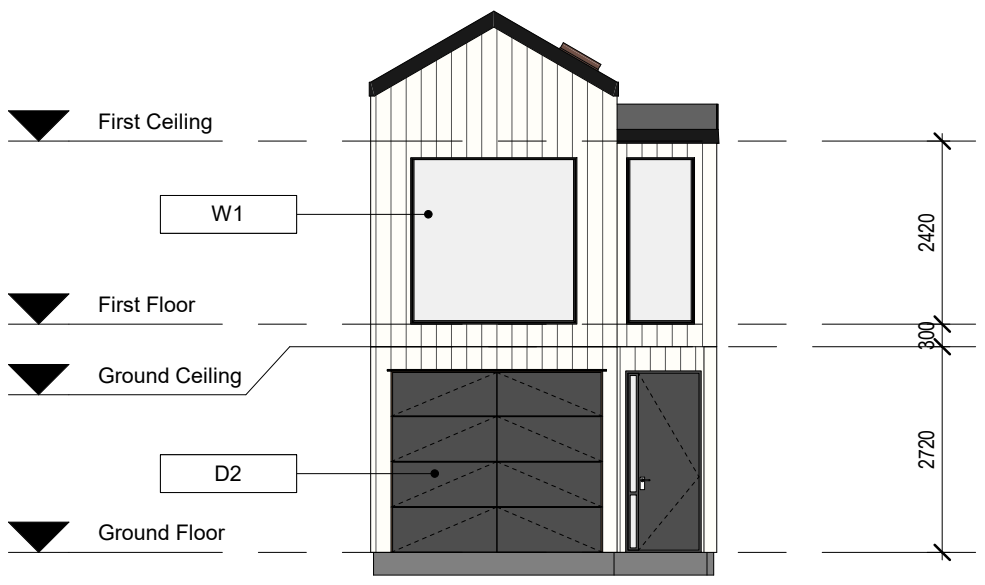
**BASALT ARCHITECTURE**  
INFO@BASALTARCHITECTURE.COM



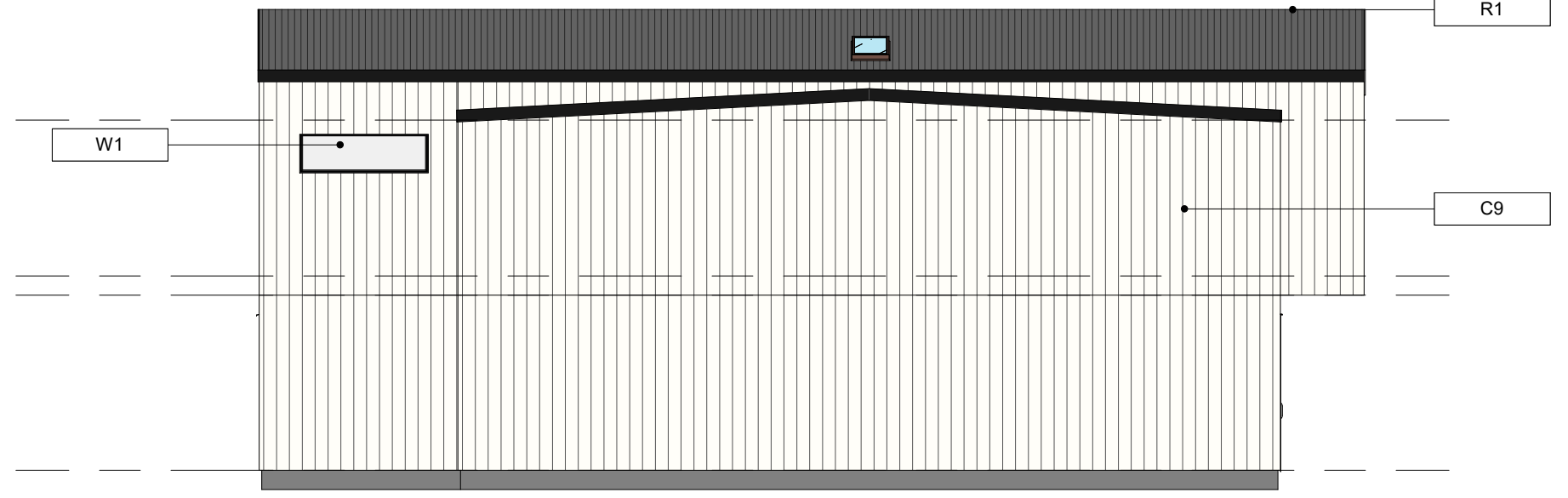
1 Elevation 01  
1 : 100



2 Elevation 02  
1 : 100

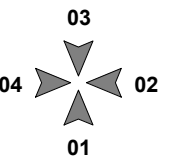


3 Elevation 03  
1 : 100



4 Elevation 04  
1 : 100

Key Notes	
C3	Wall Cladding: Vertical timber weatherboard (Natural Wood Stain)
C9	Wall Cladding: Vertical timber weatherboard (Alpine White)
D1	Entry Door
D2	Garage Door
F1	Glass Balustrade
R1	Roofing: Profiled longrun metal roofing
W1	Aluminium Joinery



ISSUE	DATE	REVISION
0	27/10/2022	S92

**New Subdivision at**  
14&14A Scott Road  
Hobsonville  
Auckland 0618

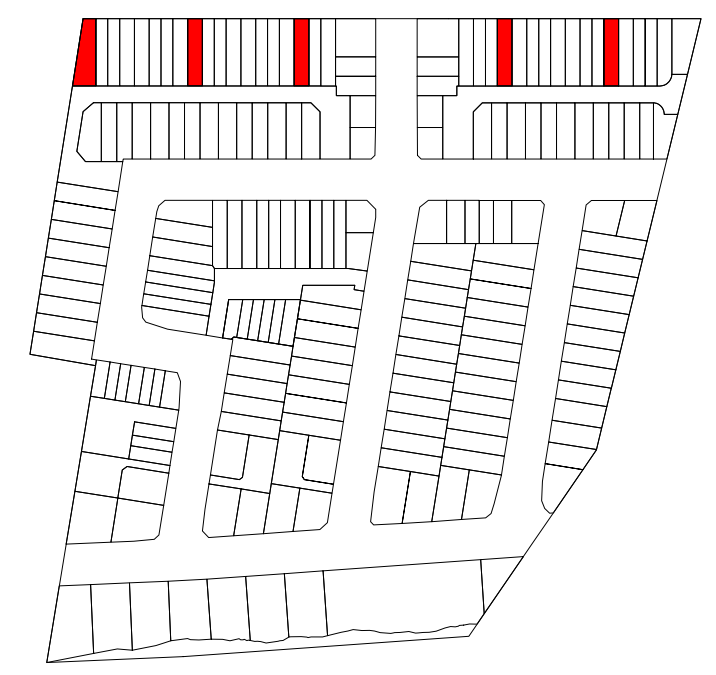
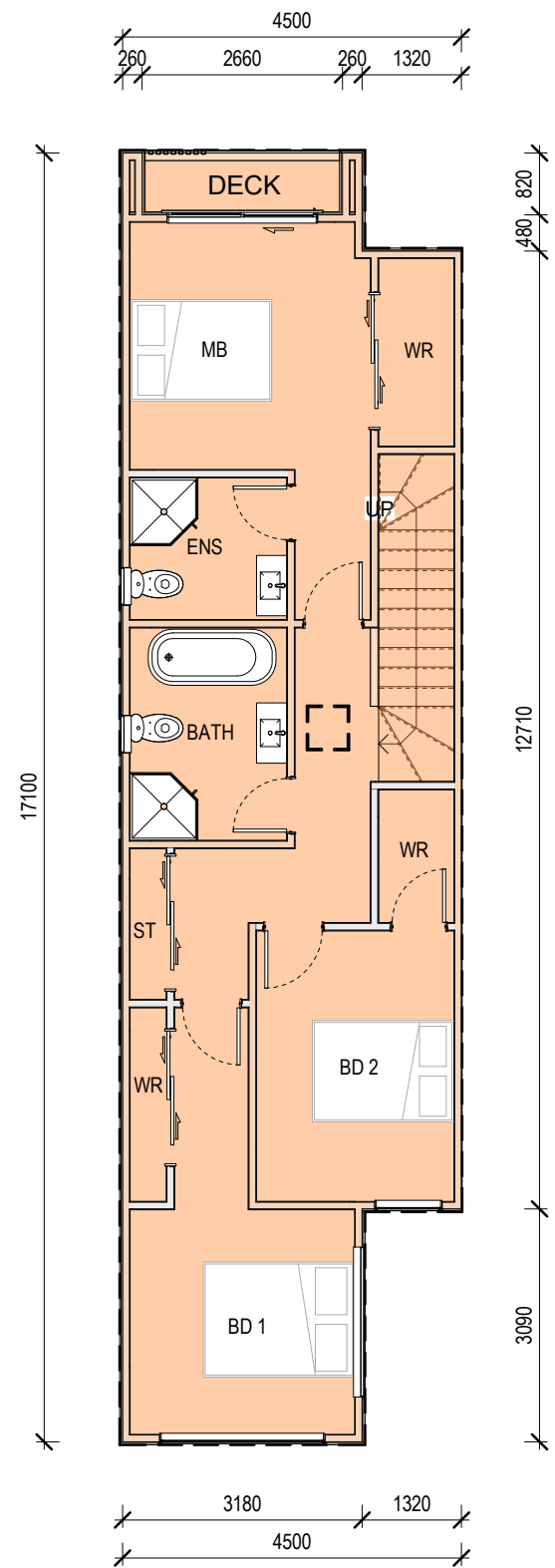
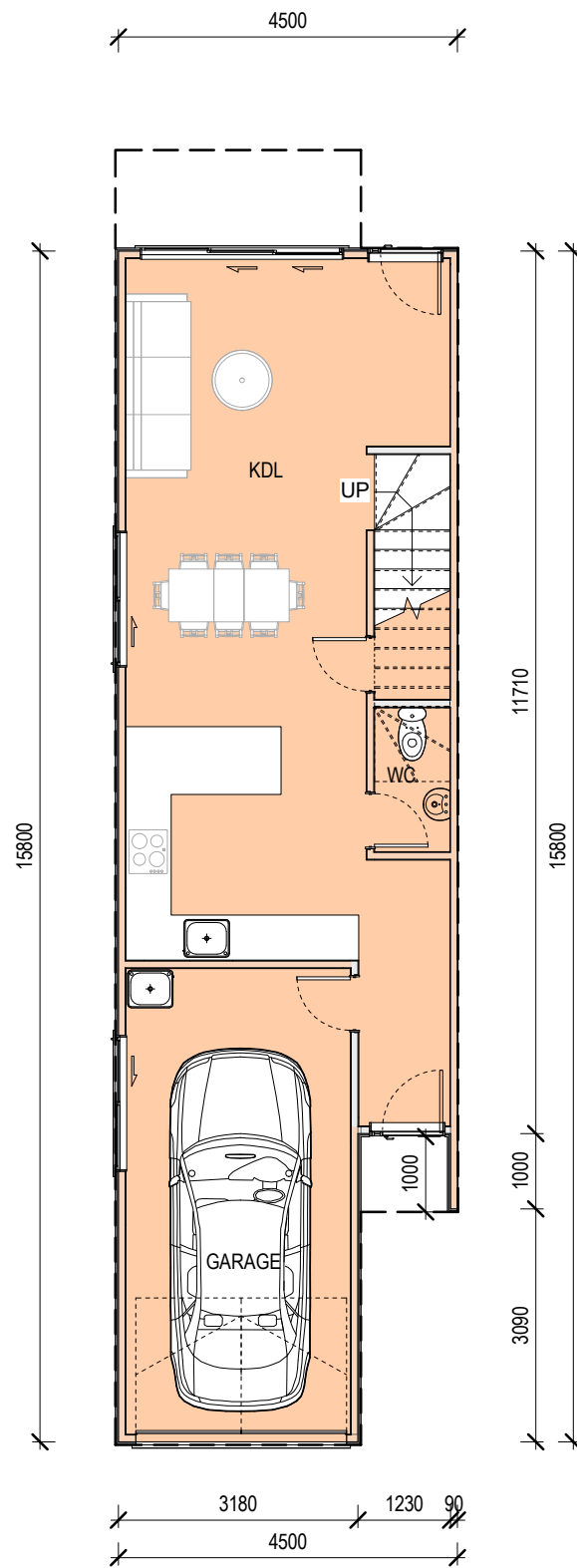
**TYPE T-A1 - ELEVATIONS**

purpose	
proj no	BA2022019
scale	1 : 100 @A3
status	RC

dwn	BA	dwg no	A-5001	issue	0
-----	----	--------	--------	-------	---

Do not scale this drawing. Verify all dimensions on commencing any work. Copyright © This drawing property of Basalt Architecture Ltd. Reproduction in whole or in part without prior consent is forbidden.

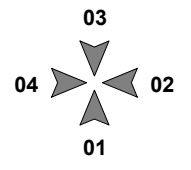
**BASALT ARCHITECTURE**  
INFO@BASALTARCHITECTURE.COM



1 Ground Floor  
1 : 100

2 First Floor  
1 : 100

GROUND FLOOR AREA: 66M<sup>2</sup>  
FIRST FLOOR AREA: 69M<sup>2</sup>  
DECK AREA: 2M<sup>2</sup>  
TOTAL AREA: 137M<sup>2</sup>



ISSUE	DATE	REVISION
0	27/10/2022	S92

**New Subdivision at**  
14&14A Scott Road  
Hobsonville  
Auckland 0618

**TYPE T-A1L - UNIT PLAN**

purpose	
proj no	BA2022019
scale	1 : 100 @A3
status	RC

dwn	BA	dwg no	A-5000	issue	0
-----	----	--------	--------	-------	---

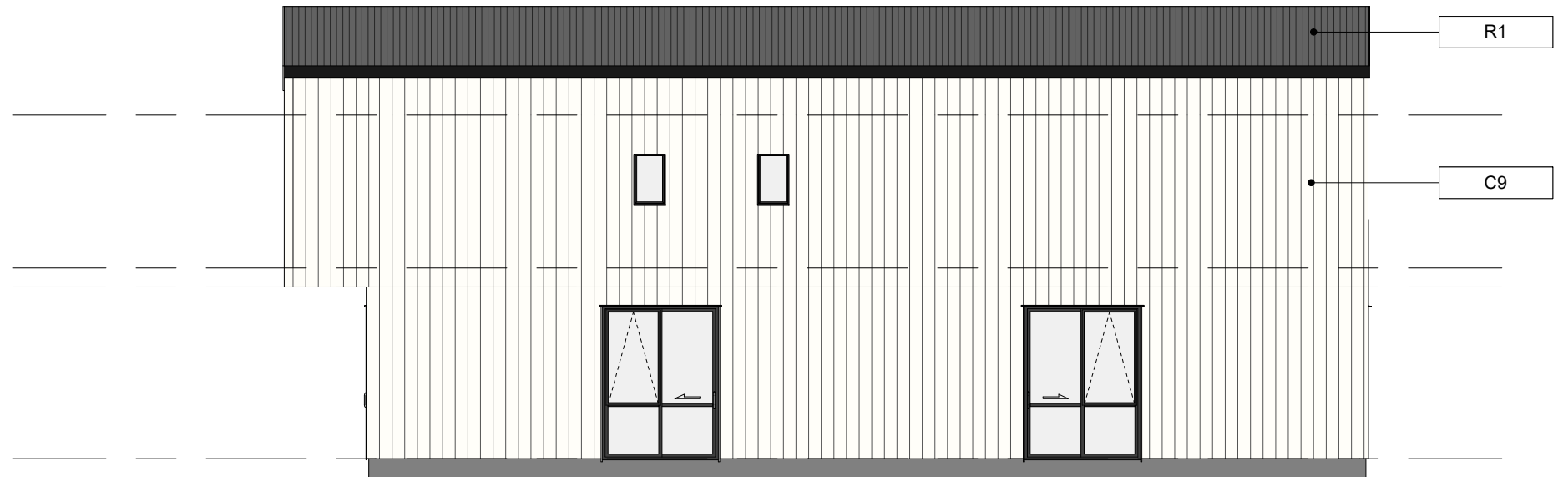
Do not scale this drawing. Verify all dimensions on commencing any work. Copyright © This drawing property of Basalt Architecture Ltd. Reproduction in whole or in part without prior consent is forbidden.

**BASALT ARCHITECTURE**  
INFO@BASALTARCHITECTURE.COM

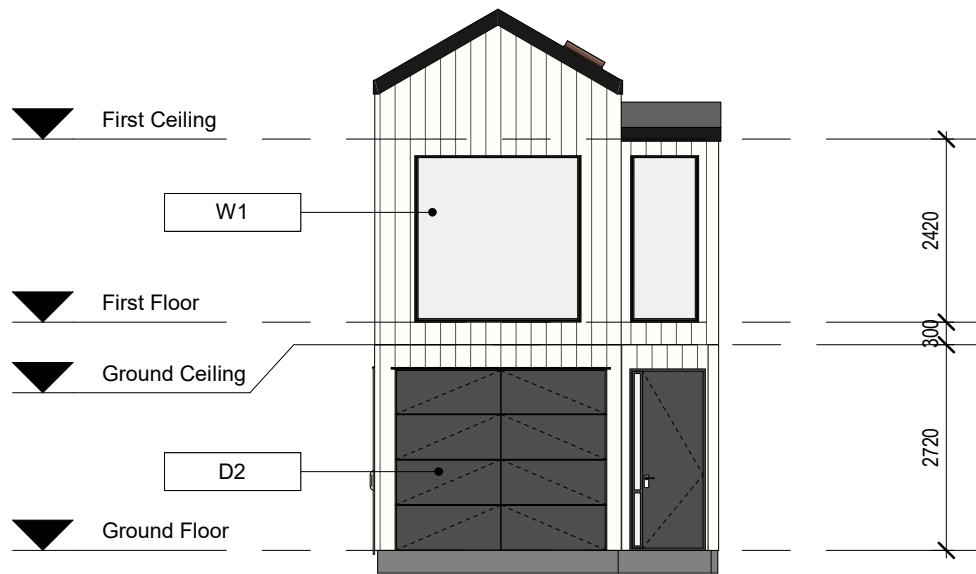




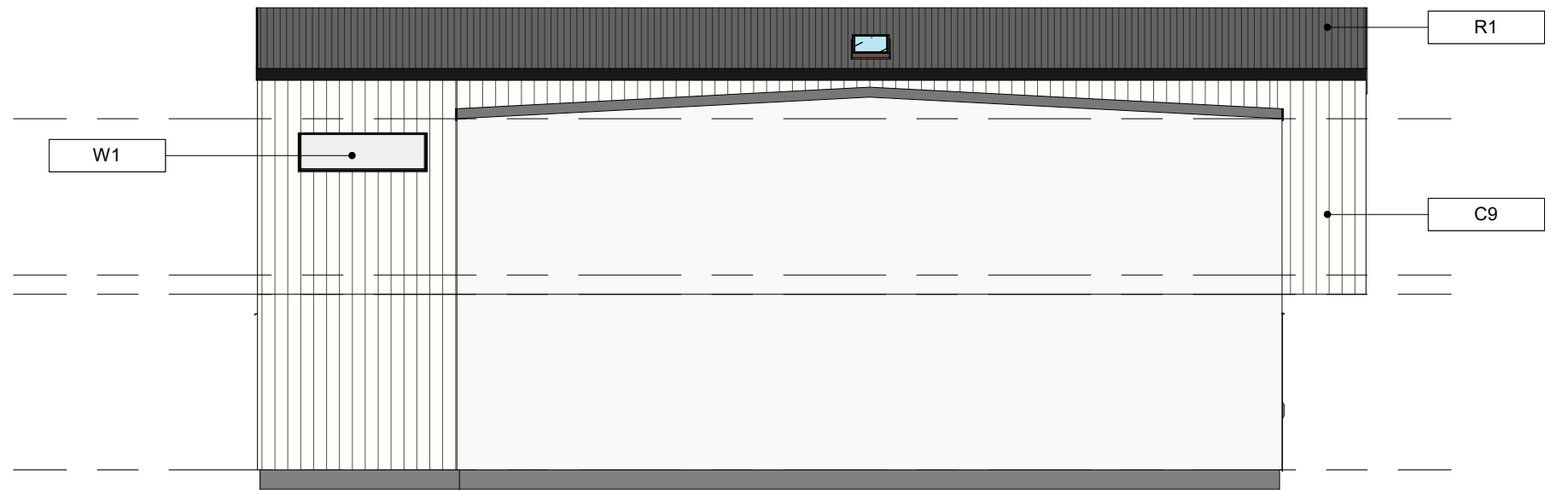
1 Elevation 01  
1 : 100



2 Elevation 02  
1 : 100



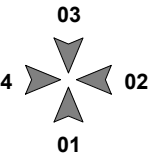
3 Elevation 03  
1 : 100



4 Elevation 04  
1 : 100

Key Notes

C3	Wall Cladding: Vertical timber weatherboard (Natural Wood Stain)
C9	Wall Cladding: Vertical timber weatherboard (Alpine White)
D1	Entry Door
D2	Garage Door
F1	Glass Balustrade
R1	Roofing: Profiled longrun metal roofing
W1	Aluminium Joinery



0	27/10/2022	S92
ISSUE	DATE	REVISION

**New Subdivision at**  
14&14A Scott Road  
Hobsonville  
Auckland 0618

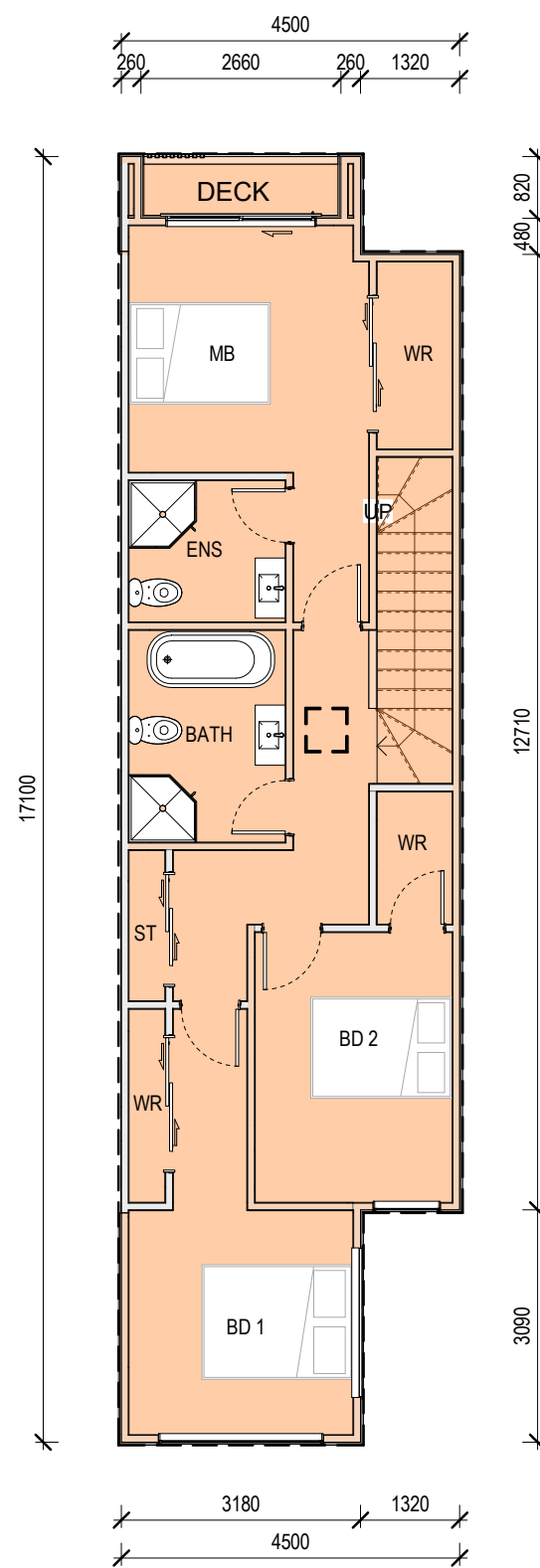
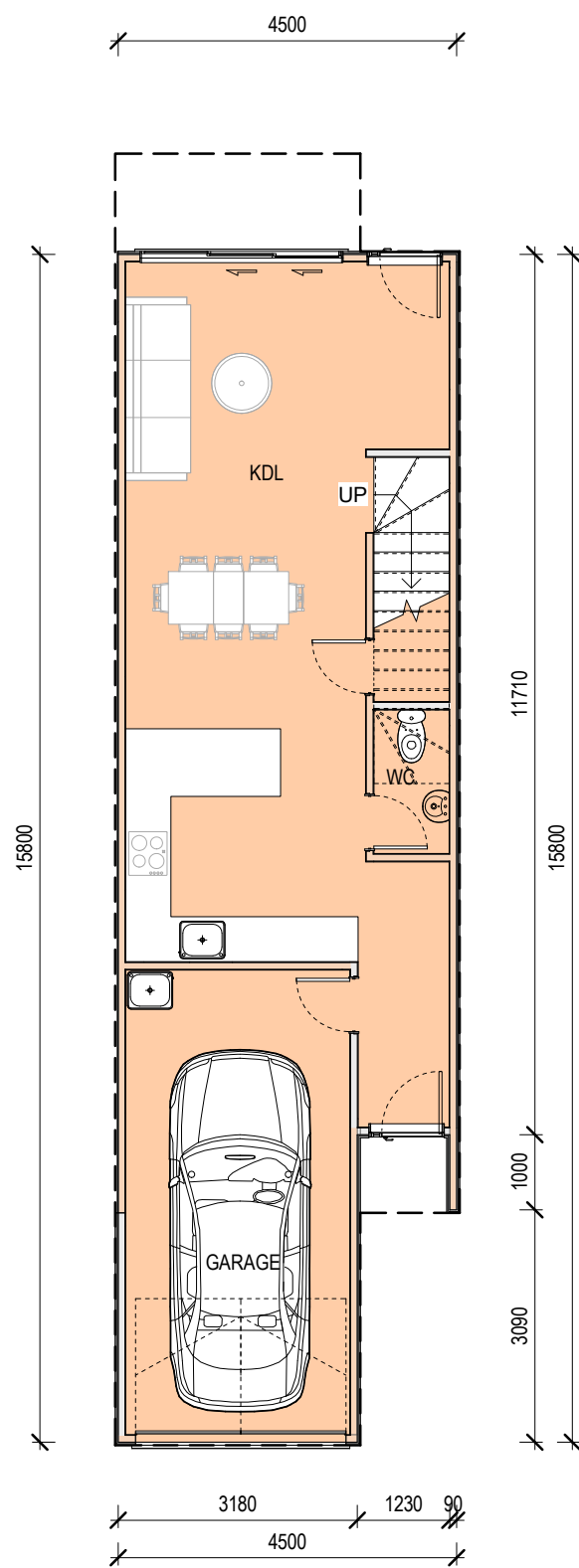
**TYPE T-A1L - ELEVATIONS**

purpose	
proj no	BA2022019
scale	1 : 100 @A3
status	RC

dwn	BA	dwg no	A-5001	issue	0
Do not scale this drawing. Verify all dimensions on commencing any work. Copyright © This drawing property of Basalt Architecture Ltd. Reproduction in whole or in part without prior consent is forbidden.					

**BASALT ARCHITECTURE**

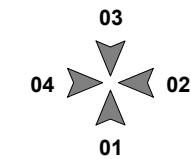
INFO@BASALTARCHITECTURE.COM



1 Ground Floor  
1 : 100

2 First Floor  
1 : 100

GROUND FLOOR AREA: 66M<sup>2</sup>  
FIRST FLOOR AREA: 69M<sup>2</sup>  
DECK AREA: 2M<sup>2</sup>  
TOTAL AREA: 137M<sup>2</sup>



ISSUE	DATE	REVISION
0	27/10/2022	S92

**New Subdivision at**  
14&14A Scott Road  
Hobsonville  
Auckland 0618

**TYPE T-A2 - UNIT PLAN**

purpose	
proj no	BA2022019
scale	1 : 100 @A3
status	RC


dwn	BA	dwg no	A-5000	issue	0
-----	----	--------	--------	-------	---

Do not scale this drawing. Verify all dimensions on commencing any work. Copyright © This drawing property of Basalt Architecture Ltd. Reproduction in whole or in part without prior consent is forbidden.

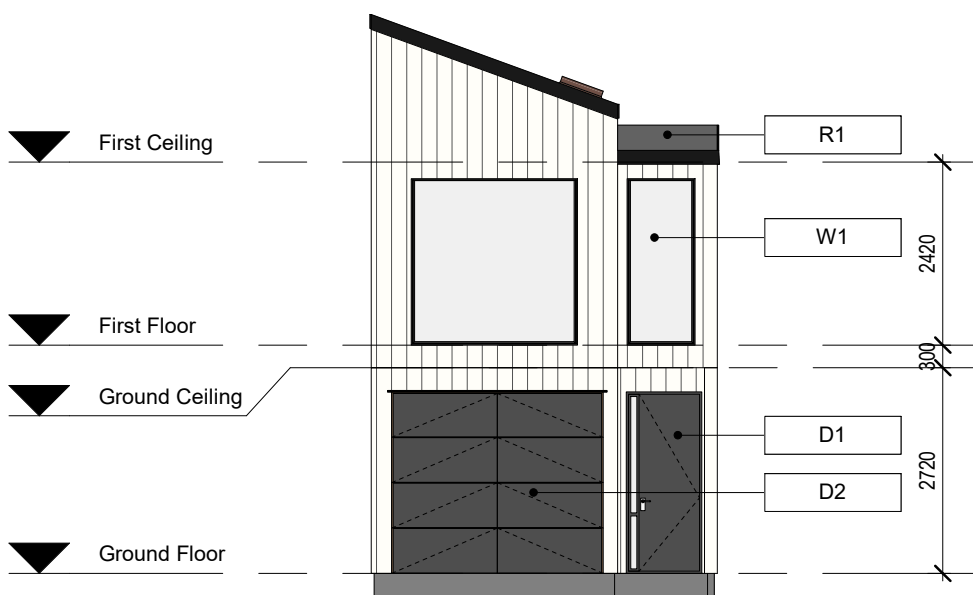
**BASALT ARCHITECTURE**  
INFO@BASALTARCHITECTURE.COM



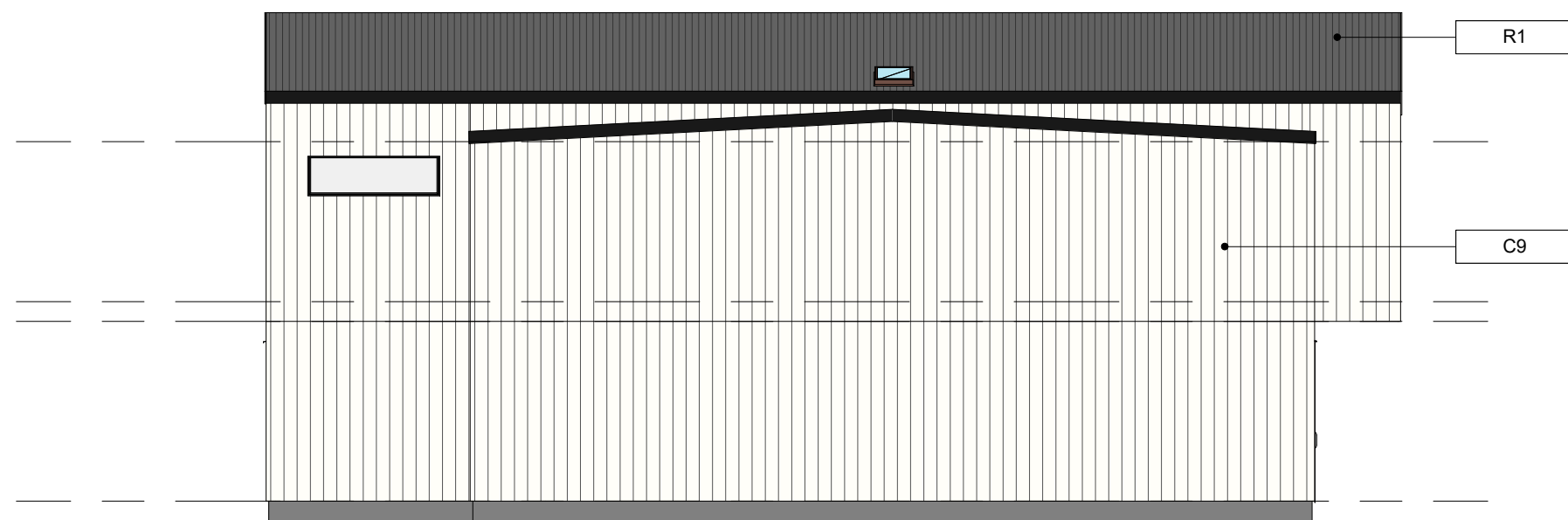
1 Elevation 01  
1 : 100



2 Elevation 02  
1 : 100



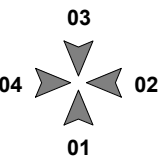
3 Elevation 03  
1 : 100



4 Elevation 04  
1 : 100

Key Notes

C3	Wall Cladding: Vertical timber weatherboard (Natural Wood Stain)
C9	Wall Cladding: Vertical timber weatherboard (Alpine White)
D1	Entry Door
D2	Garage Door
F1	Glass Balustrade
R1	Roofing: Profiled longrun metal roofing
W1	Aluminium Joinery



ISSUE	DATE	REVISION
0	27/10/2022	S92

**New Subdivision at**  
14&14A Scott Road  
Hobsonville  
Auckland 0618

**TYPE T-A2 - ELEVATIONS**

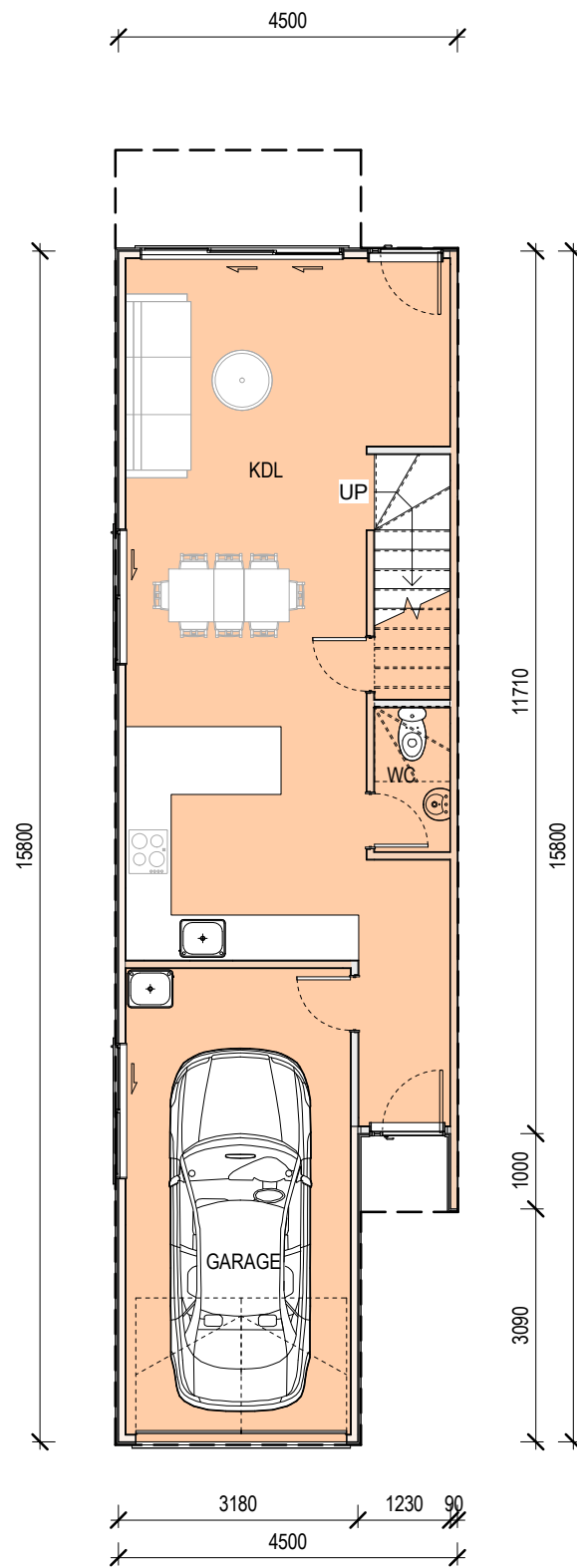
purpose	
proj no	BA2022019
scale	1 : 100 @A3
status	RC

dwn	BA	dwg no	A-5001	issue	0
-----	----	--------	--------	-------	---

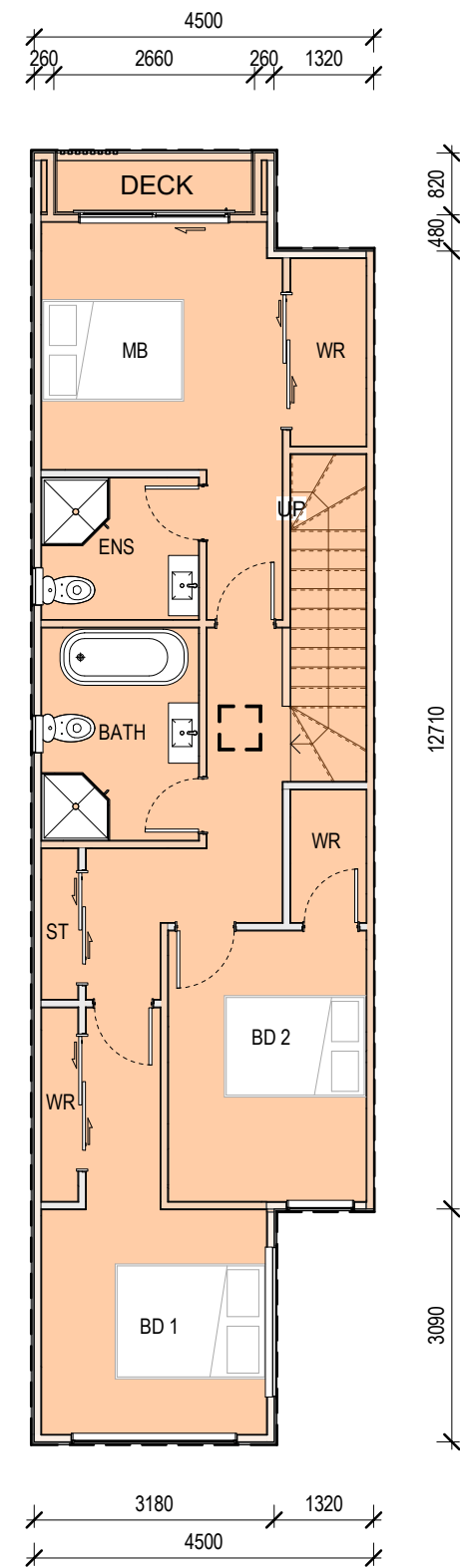
Do not scale this drawing. Verify all dimensions on commencing any work. Copyright © This drawing property of Basalt Architecture Ltd. Reproduction in whole or in part without prior consent is forbidden.

**BASALT ARCHITECTURE**


INFO@BASALTARCHITECTURE.COM



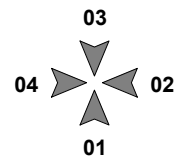
1 Ground Floor  
1 : 100



2 First Floor  
1 : 100



GROUND FLOOR AREA: 66M<sup>2</sup>  
FIRST FLOOR AREA: 69M<sup>2</sup>  
DECK AREA: 2M<sup>2</sup>  
TOTAL AREA: 137M<sup>2</sup>



ISSUE	DATE	REVISION
0	27/10/2022	S92

**New Subdivision at**  
14&14A Scott Road  
Hobsonville  
Auckland 0618

**TYPE T-A2L - UNIT PLAN**

purpose	
proj no	BA2022019
scale	1 : 100 @A3
status	RC

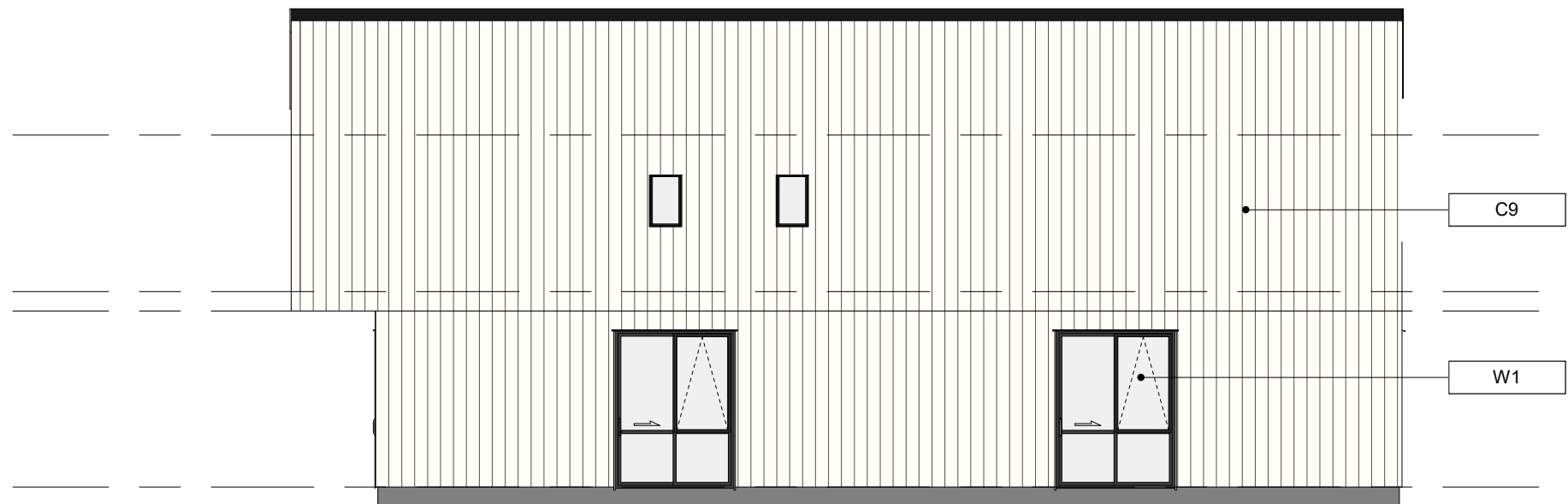
dwn	BA	dwg no	A-5000	issue	0
-----	----	--------	--------	-------	---

Do not scale this drawing. Verify all dimensions on commencing any work. Copyright © This drawing property of Basalt Architecture Ltd. Reproduction in whole or in part without prior consent is forbidden.

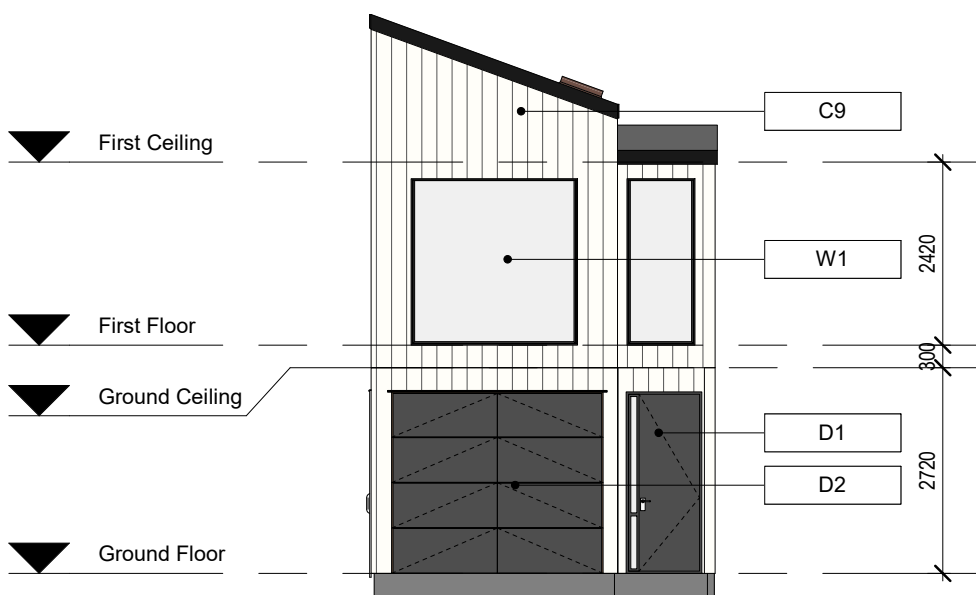
**BASALT ARCHITECTURE**  
INFO@BASALTARCHITECTURE.COM



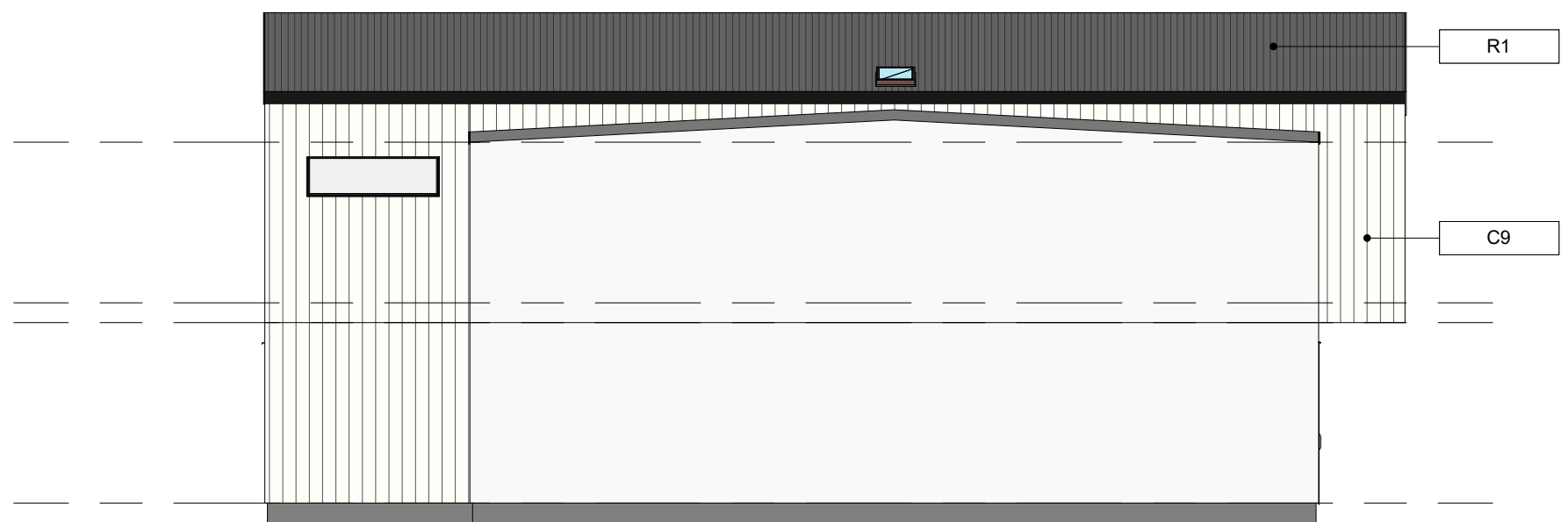
1 Elevation 01  
1 : 100



2 Elevation 02  
1 : 100



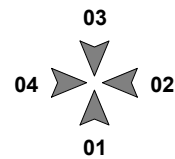
3 Elevation 03  
1 : 100



4 Elevation 04  
1 : 100

Key Notes

C3	Wall Cladding: Vertical timber weatherboard (Natural Wood Stain)
C9	Wall Cladding: Vertical timber weatherboard (Alpine White)
D1	Entry Door
D2	Garage Door
R1	Roofing: Profiled longrun metal roofing
W1	Aluminium Joinery



0	27/10/2022	S92
ISSUE	DATE	REVISION

**New Subdivision at**  
14&14A Scott Road  
Hobsonville  
Auckland 0618


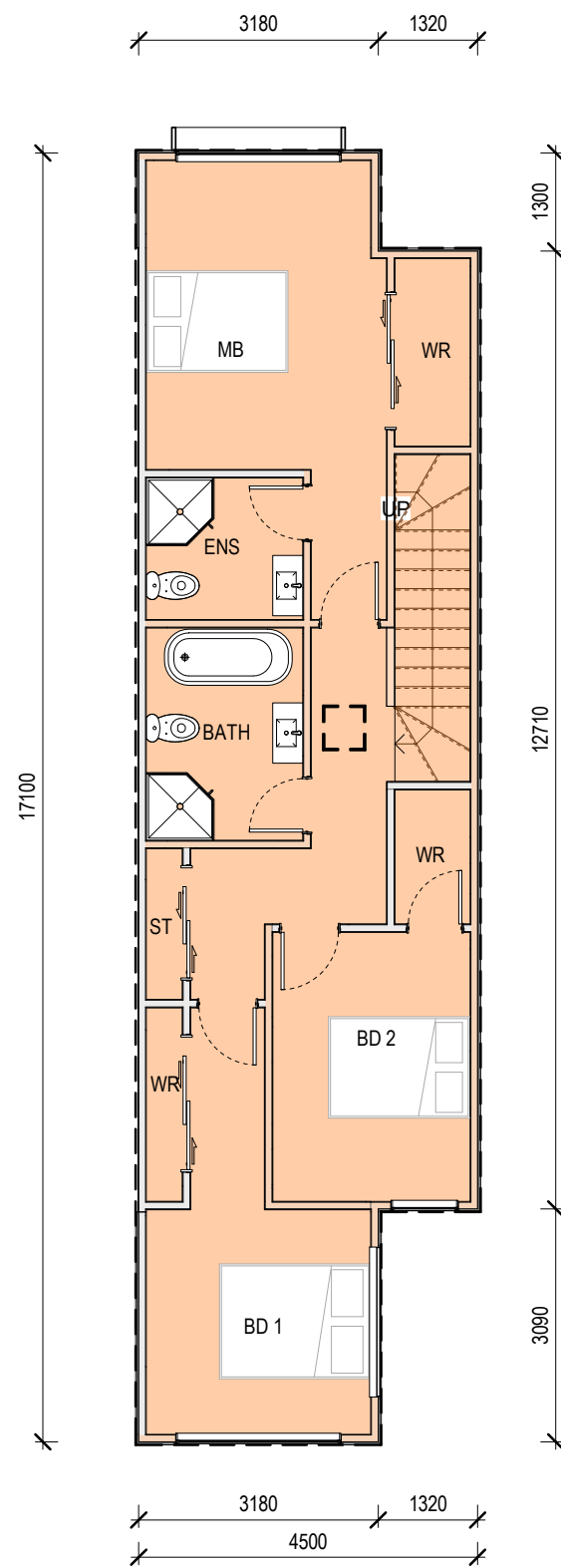
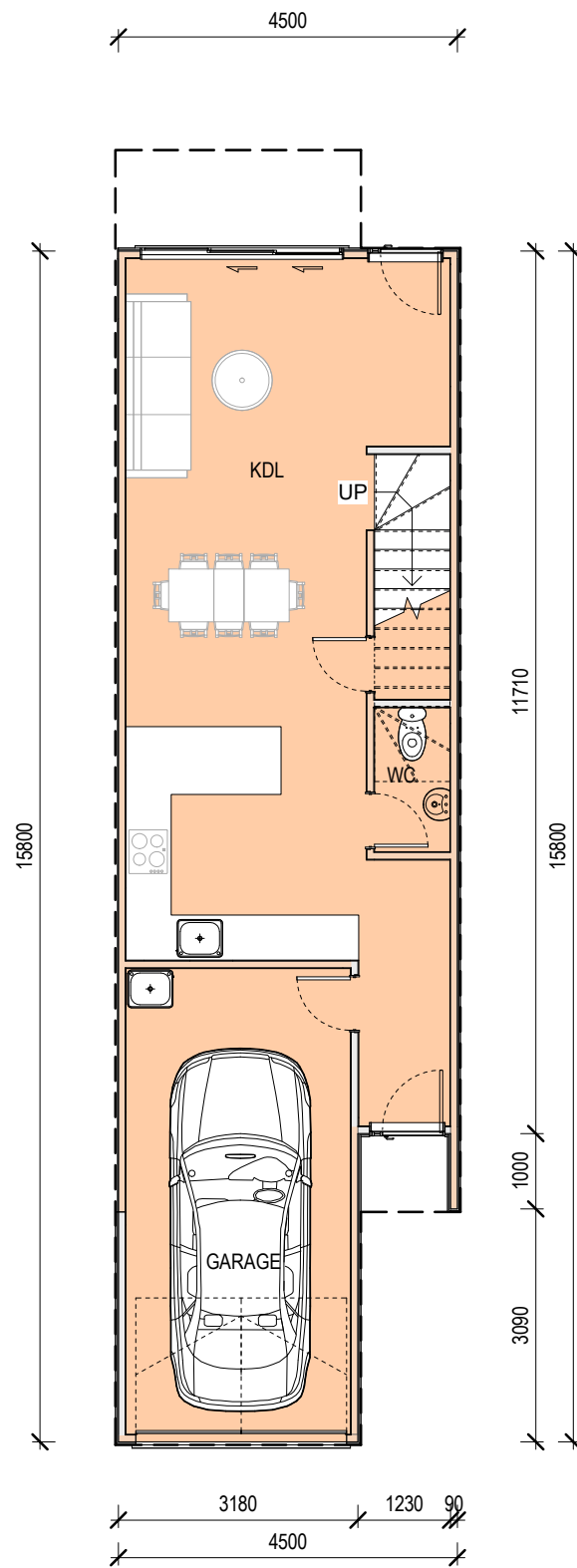
**TYPE T-A2L - ELEVATIONS**

purpose	
proj no	BA2022019
scale	1 : 100 @A3
status	RC

dwn	BA	dwg no	A-5001	issue	0
-----	----	--------	--------	-------	---

Do not scale this drawing. Verify all dimensions on commencing any work. Copyright © This drawing property of Basalt Architecture Ltd. Reproduction in whole or in part without prior consent is forbidden.

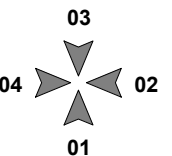
**BASALT ARCHITECTURE**  
INFO@BASALTARCHITECTURE.COM



1 Ground Floor  
1 : 100

2 First Floor  
1 : 100

GROUND FLOOR AREA: 66M<sup>2</sup>  
FIRST FLOOR AREA: 71M<sup>2</sup>  
TOTAL AREA: 137M<sup>2</sup>



ISSUE	DATE	REVISION
0	27/10/2022	S92

**New Subdivision at**  
14&14A Scott Road  
Hobsonville  
Auckland 0618

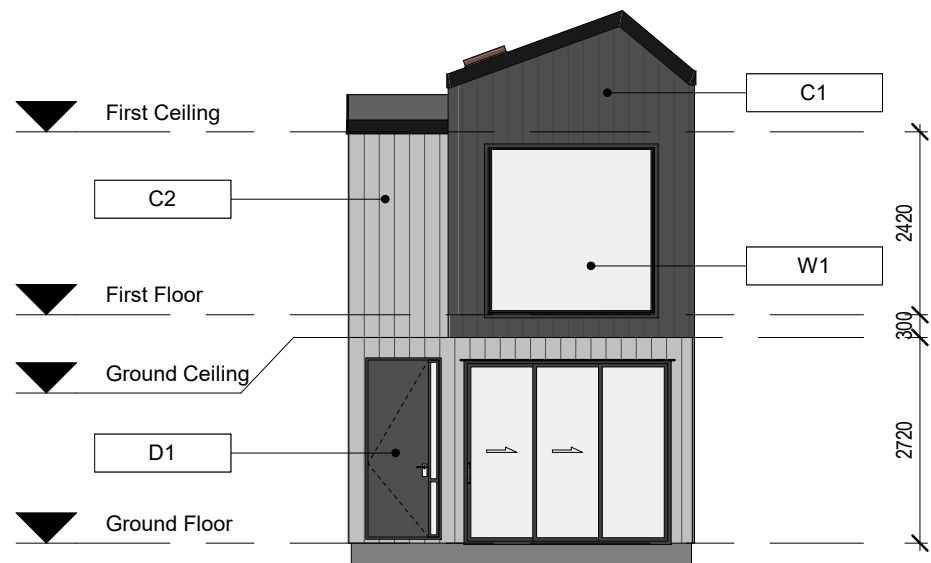
**TYPE T-A3 - UNIT PLAN**

purpose	
proj no	BA2022019
scale	1 : 100 @A3
status	RC


dwn	BA	dwg no	A-5000	issue	0
-----	----	--------	--------	-------	---

Do not scale this drawing. Verify all dimensions on commencing any work. Copyright © This drawing property of Basalt Architecture Ltd. Reproduction in whole or in part without prior consent is forbidden.

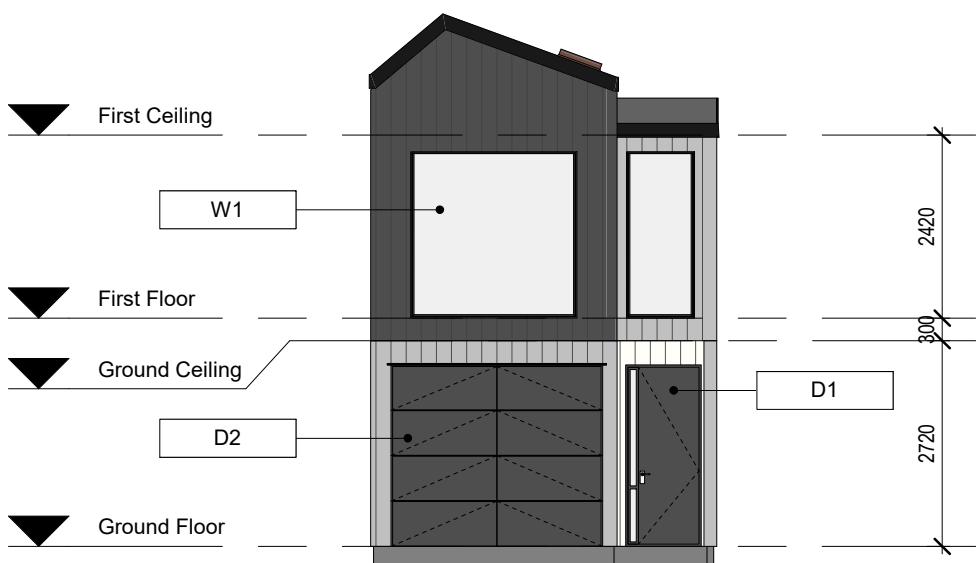
**BASALT ARCHITECTURE**  
INFO@BASALTARCHITECTURE.COM



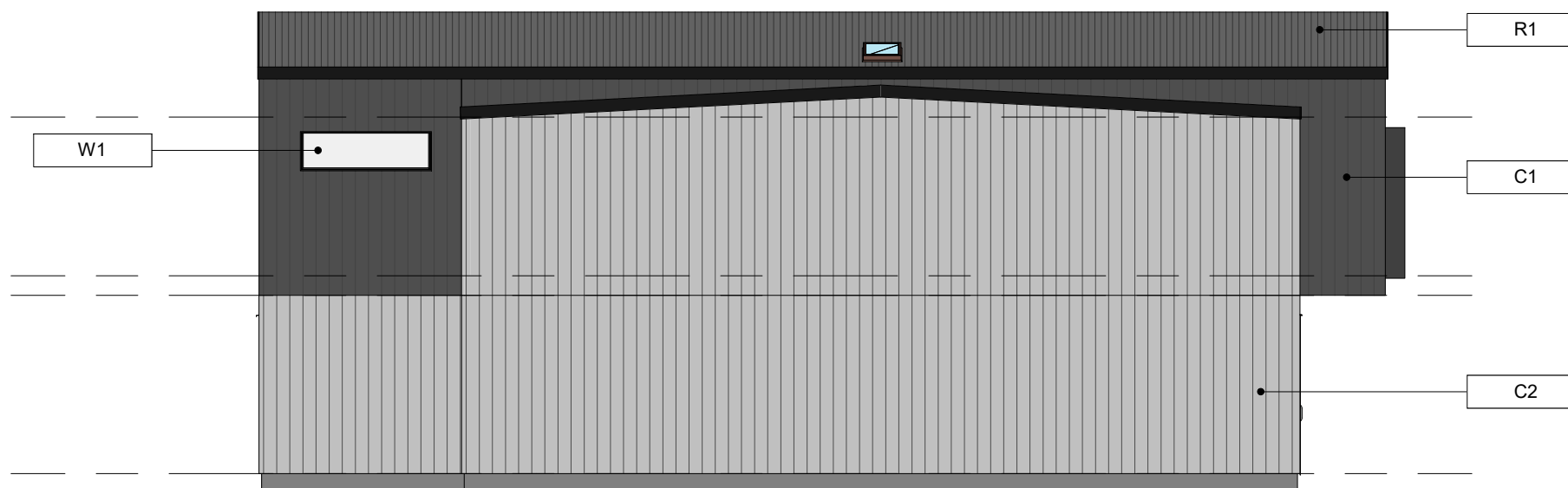
1 Elevation 01  
1 : 100



2 Elevation 02  
1 : 100

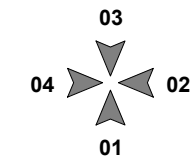


3 Elevation 03  
1 : 100



4 Elevation 04  
1 : 100

Key Notes	
C1	Wall Cladding: Fibre Cement vertical weatherboard (Dark Grey)
C2	Wall Cladding: Fibre Cement vertical weatherboard (Light Grey)
D1	Entry Door
D2	Garage Door
R1	Roofing: Profiled longrun metal roofing
W1	Aluminium Joinery



ISSUE	DATE	REVISION
0	27/10/2022	S92

**New Subdivision at**  
14&14A Scott Road  
Hobsonville  
Auckland 0618

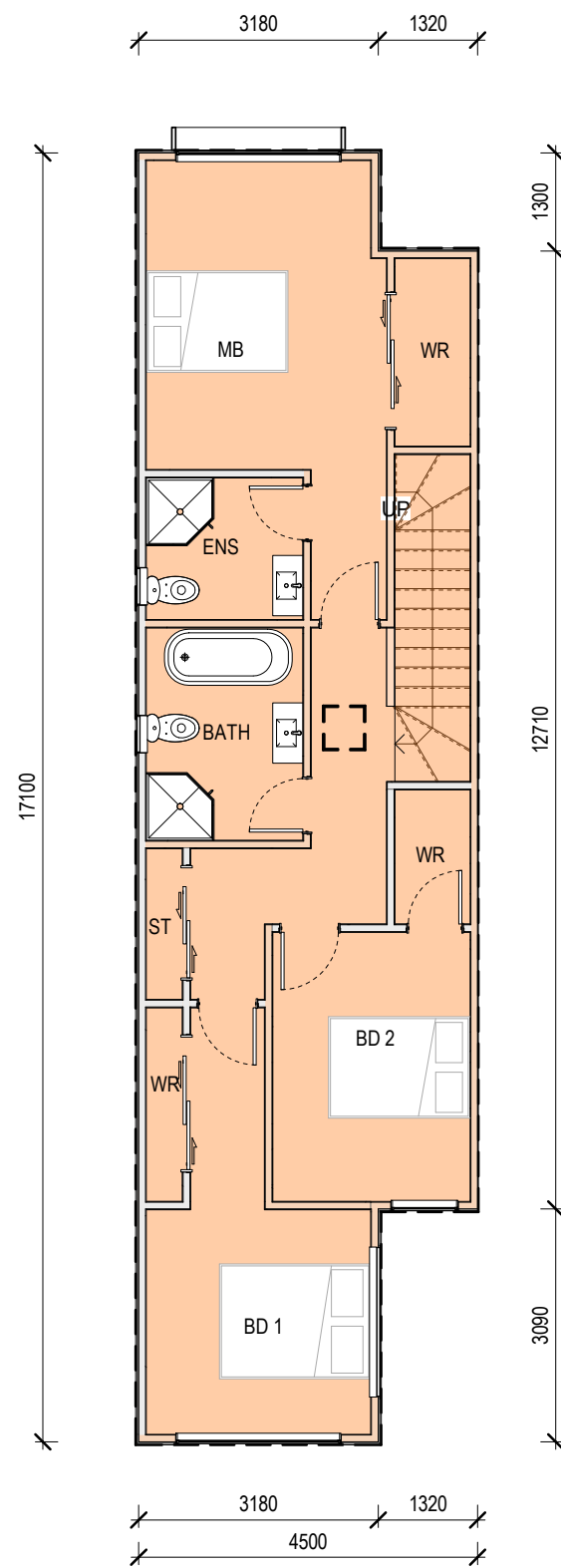
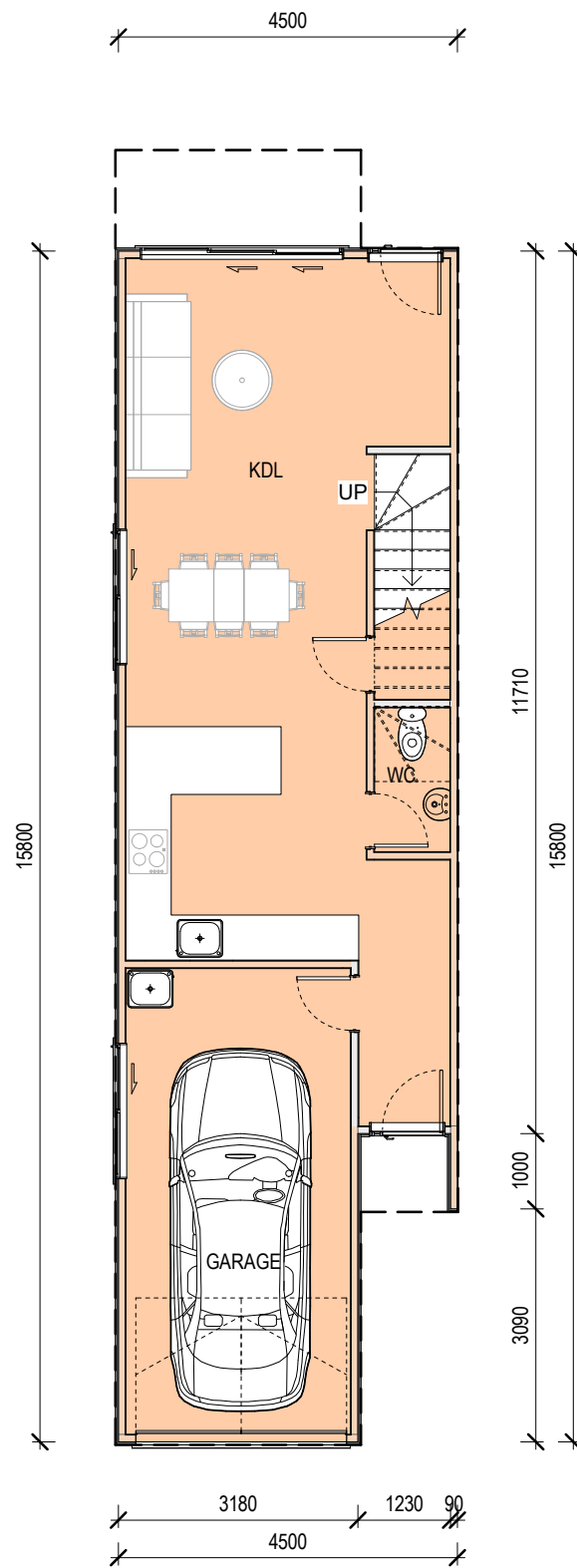
**TYPE T-A3 - ELEVATIONS**

purpose	
proj no	BA2022019
scale	1 : 100 @A3
status	RC

dwn	BA	dwg no	A-5001	issue	0
-----	----	--------	--------	-------	---

Do not scale this drawing. Verify all dimensions on commencing any work. Copyright © This drawing property of Basalt Architecture Ltd. Reproduction in whole or in part without prior consent is forbidden.

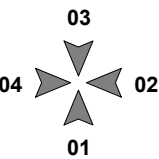
**BASALT ARCHITECTURE**  
INFO@BASALTARCHITECTURE.COM



1 Ground Floor  
1 : 100

2 First Floor  
1 : 100

GROUND FLOOR AREA: 66M<sup>2</sup>  
FIRST FLOOR AREA: 71M<sup>2</sup>  
TOTAL AREA: 137M<sup>2</sup>



ISSUE	DATE	REVISION
0	27/10/2022	S92

**New Subdivision at**  
14&14A Scott Road  
Hobsonville  
Auckland 0618

**TYPE T-A3L - UNIT PLAN**

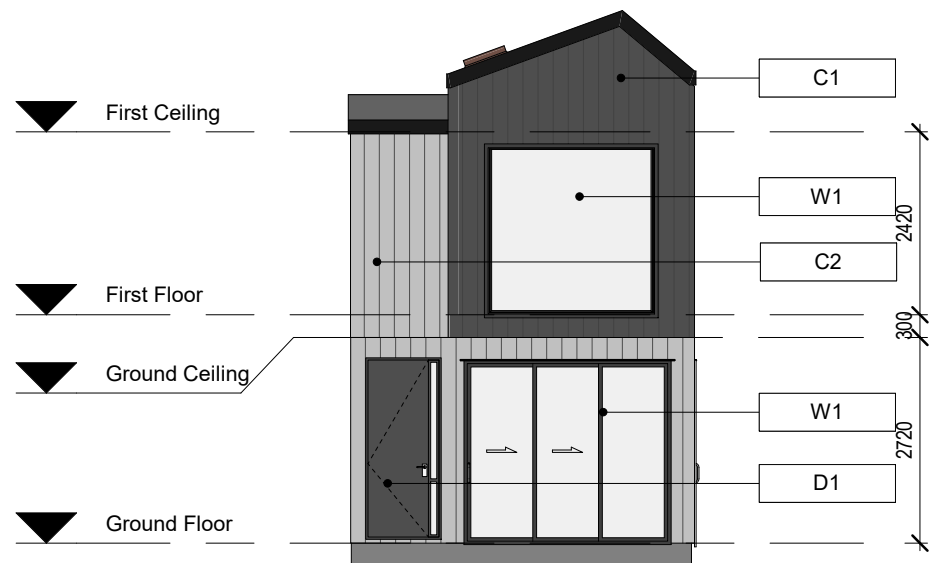
purpose	
proj no	BA2022019
scale	1 : 100 @A3
status	RC

dwn	BA	dwg no	A-5000	issue	0
-----	----	--------	--------	-------	---

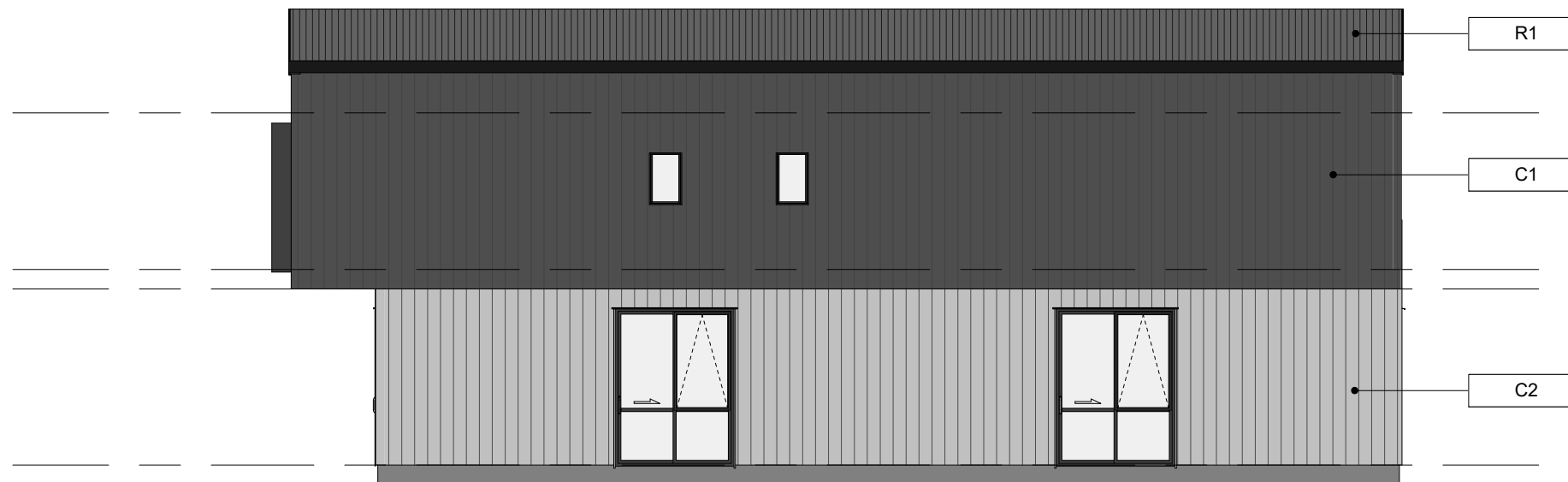
Do not scale this drawing. Verify all dimensions on commencing any work. Copyright © This drawing property of Basalt Architecture Ltd. Reproduction in whole or in part without prior consent is forbidden.

**BASALT ARCHITECTURE**  
INFO@BASALTARCHITECTURE.COM

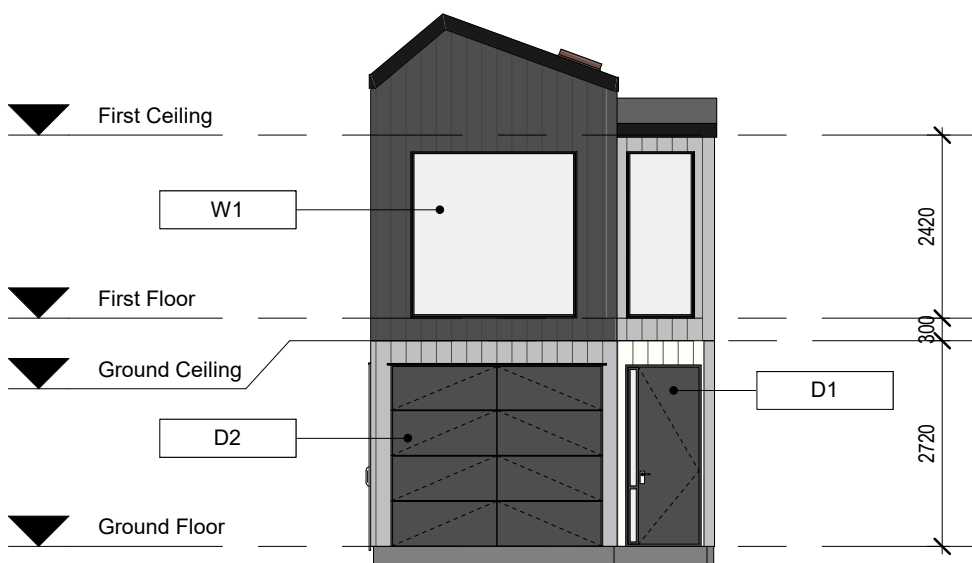




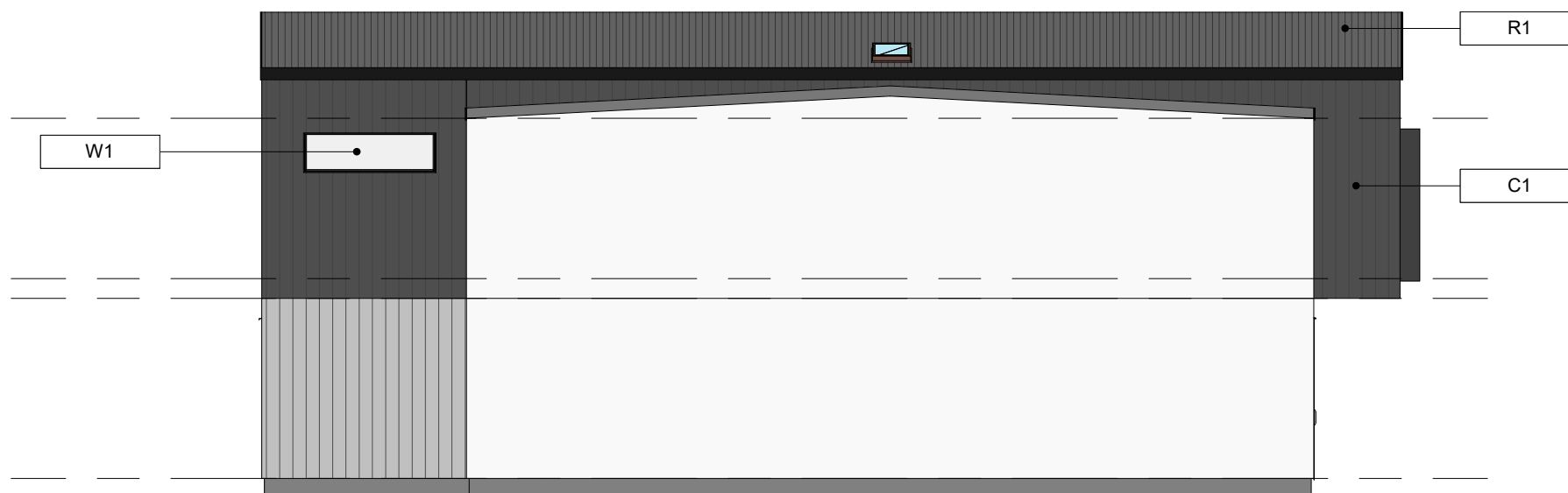
1 Elevation 01  
1 : 100



2 Elevation 02  
1 : 100



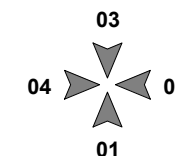
3 Elevation 03  
1 : 100



4 Elevation 04  
1 : 100

Key Notes

C1	Wall Cladding: Fibre Cement vertical weatherboard (Dark Grey)
C2	Wall Cladding: Fibre Cement vertical weatherboard (Light Grey)
D1	Entry Door
D2	Garage Door
R1	Roofing: Profiled longrun metal roofing
W1	Aluminium Joinery



ISSUE	DATE	REVISION
0	27/10/2022	S92

**New Subdivision at**  
14&14A Scott Road  
Hobsonville  
Auckland 0618

**TYPE T-A3L - ELEVATIONS**

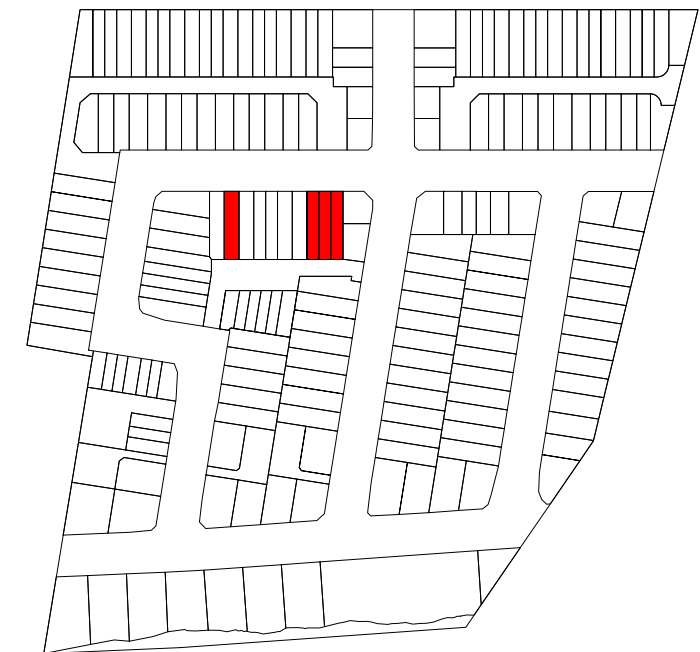

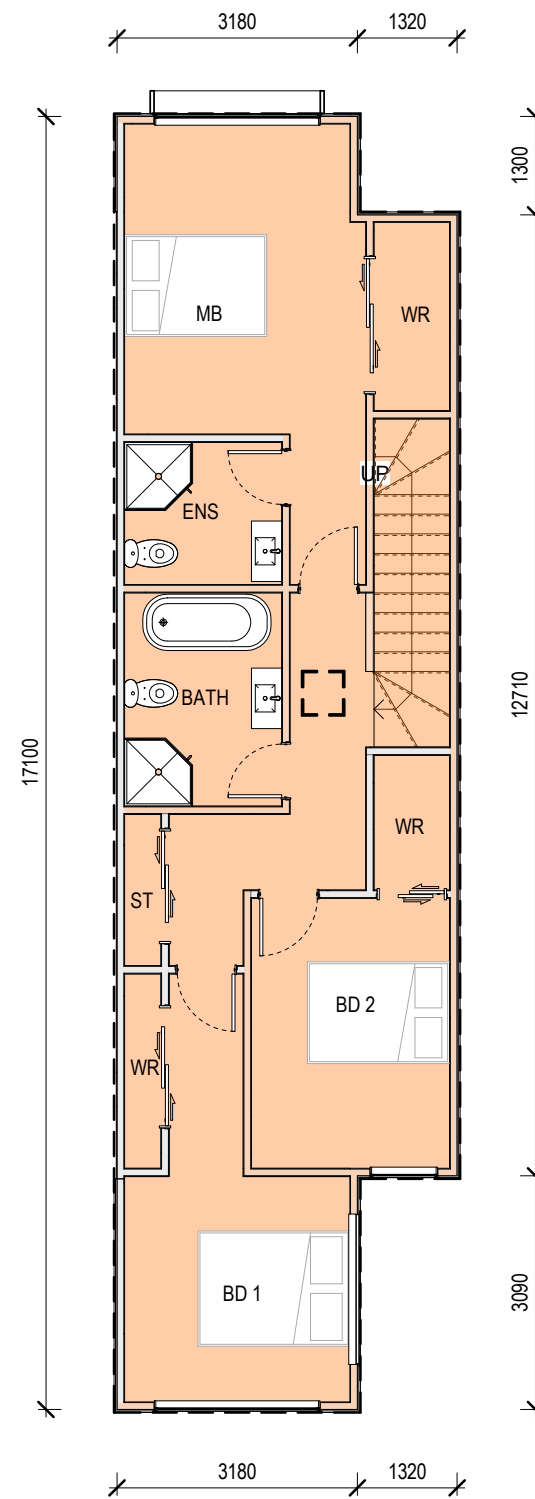
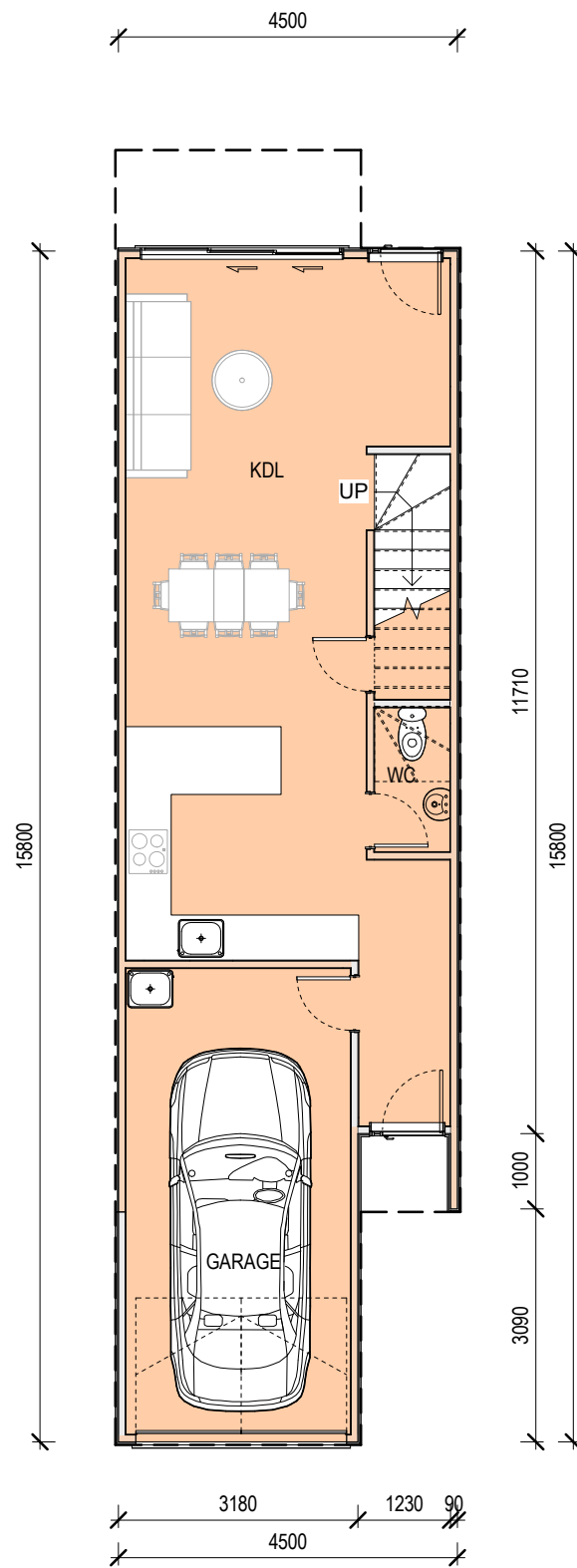
purpose	
proj no	BA2022019
scale	1 : 100 @A3
status	RC

dwn	BA	dwg no	A-5001	issue	0
-----	----	--------	--------	-------	---

Do not scale this drawing. Verify all dimensions on commencing any work. Copyright © This drawing property of Basalt Architecture Ltd. Reproduction in whole or in part without prior consent is forbidden.

**BASALT ARCHITECTURE**

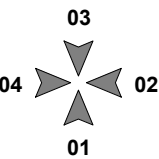
INFO@BASALTARCHITECTURE.COM



1 Ground Floor  
1 : 100

2 First Floor  
1 : 100

GROUND FLOOR AREA: 66M<sup>2</sup>  
FIRST FLOOR AREA: 71M<sup>2</sup>  
TOTAL AREA: 137M<sup>2</sup>



ISSUE	DATE	REVISION
0	27/10/2022	S92

**New Subdivision at**  
14&14A Scott Road  
Hobsonville  
Auckland 0618

**TYPE T-A4 - UNIT PLAN**


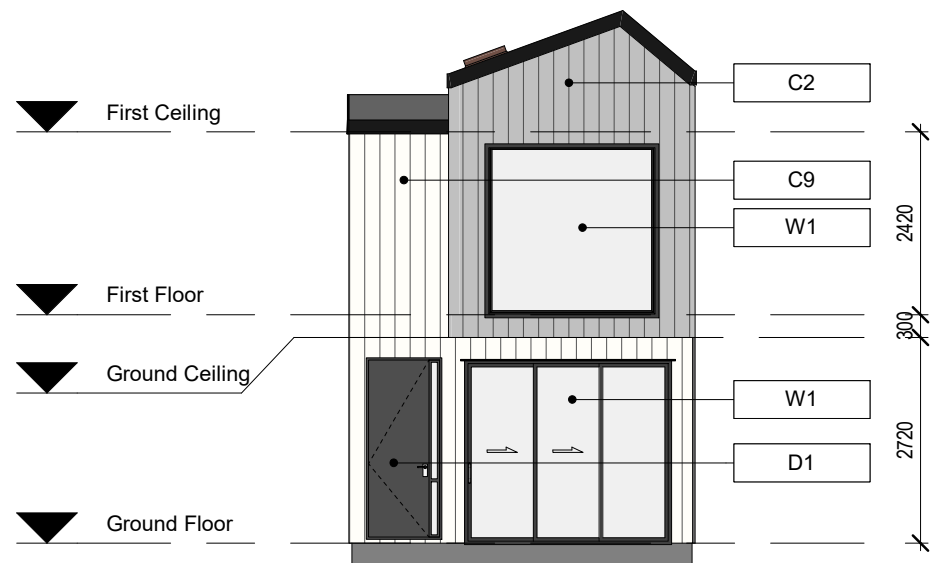
purpose	
proj no	BA2022019
scale	1 : 100 @A3
status	RC

dwn	BA	dwg no	A-5000	issue	0
-----	----	--------	--------	-------	---

Do not scale this drawing. Verify all dimensions on commencing any work. Copyright © This drawing property of Basalt Architecture Ltd. Reproduction in whole or in part without prior consent is forbidden.

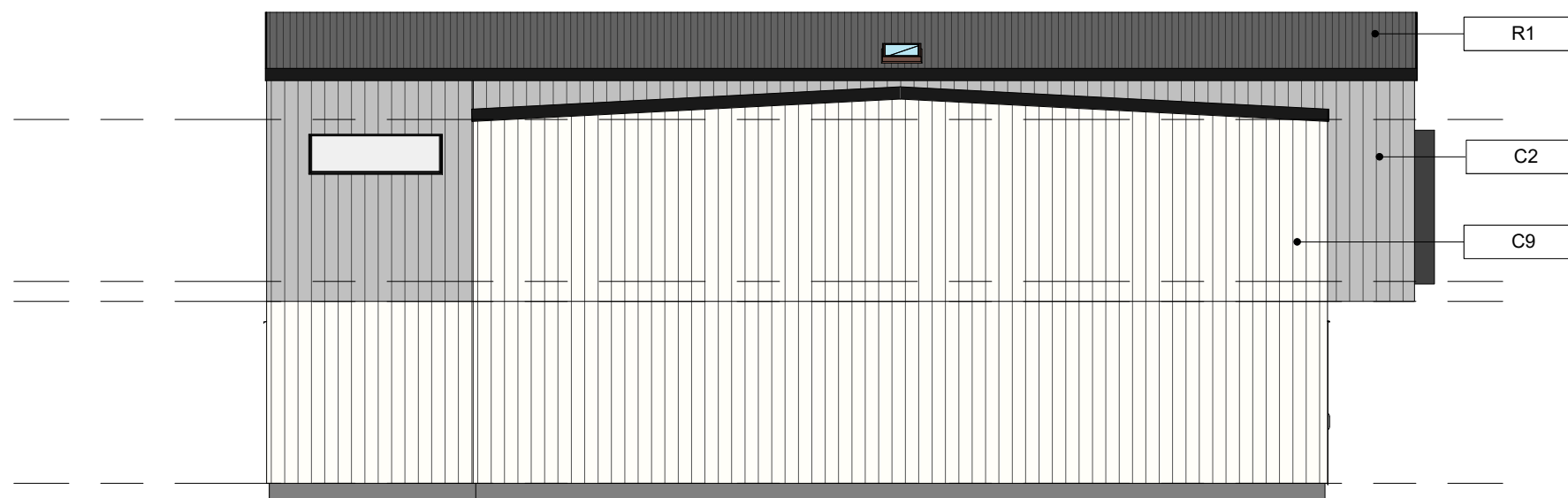
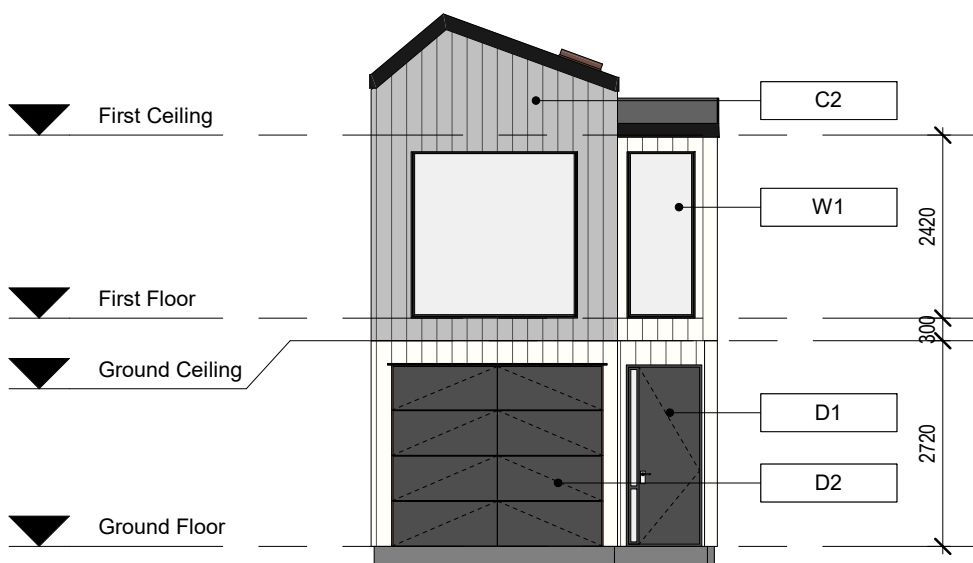
**BASALT ARCHITECTURE**

INFO@BASALTARCHITECTURE.COM



1 Elevation 01  
1 : 100

2 Elevation 02  
1 : 100

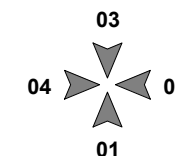


3 Elevation 03  
1 : 100

4 Elevation 04  
1 : 100

Key Notes

C2	Wall Cladding: Fibre Cement vertical weatherboard (Light Grey)
C9	Wall Cladding: Vertical timber weatherboard (Alpine White)
D1	Entry Door
D2	Garage Door
R1	Roofing: Profiled longrun metal roofing
W1	Aluminium Joinery



ISSUE	DATE	REVISION
0	27/10/2022	S92

**New Subdivision at**  
14&14A Scott Road  
Hobsonville  
Auckland 0618

**TYPE T-A4 - ELEVATIONS**

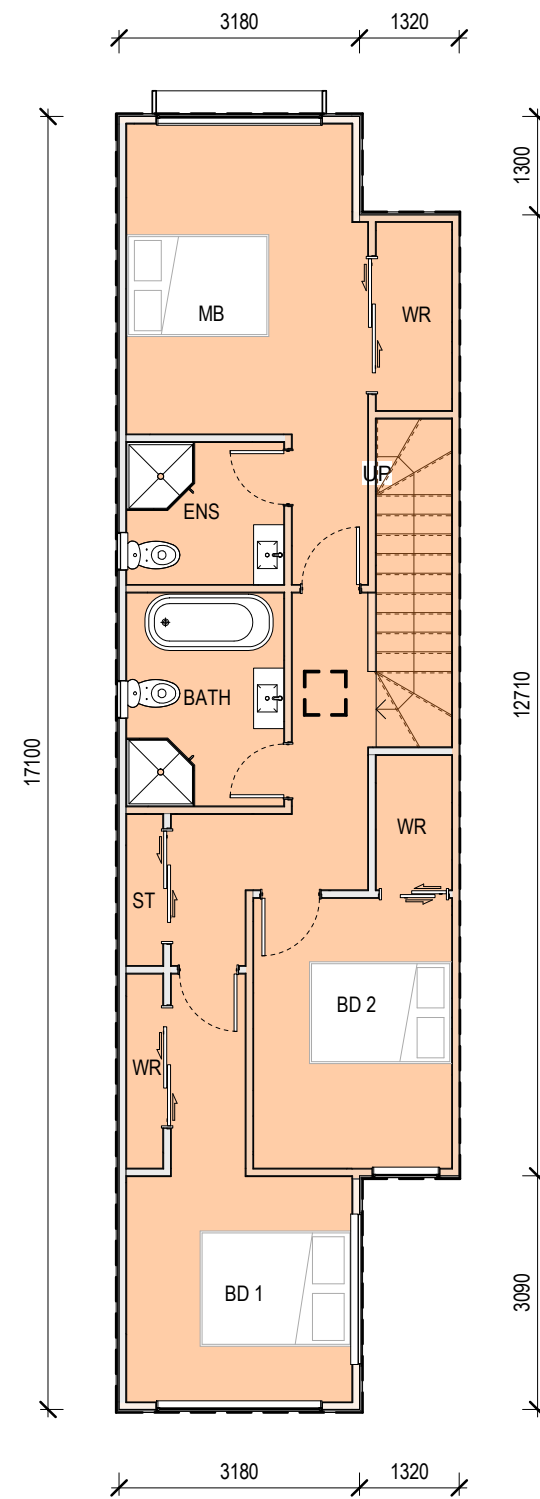
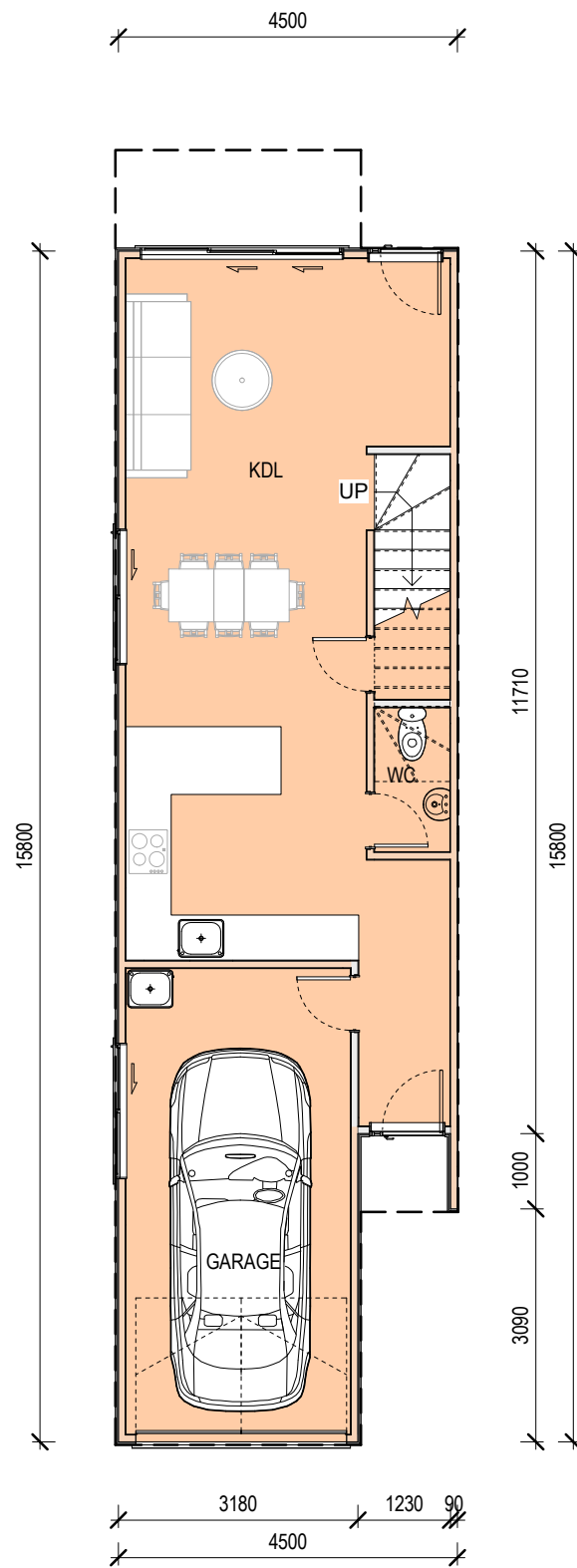
purpose	
proj no	BA2022019
scale	1 : 100 @A3
status	RC

dwn	BA	dwg no	A-5001	issue	0
-----	----	--------	--------	-------	---

Do not scale this drawing. Verify all dimensions on commencing any work. Copyright © This drawing property of Basalt Architecture Ltd. Reproduction in whole or in part without prior consent is forbidden.

**BASALT ARCHITECTURE**

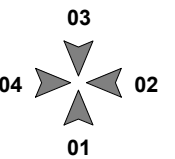
INFO@BASALTARCHITECTURE.COM



1 Ground Floor  
1 : 100

2 First Floor  
1 : 100

GROUND FLOOR AREA: 66M<sup>2</sup>  
FIRST FLOOR AREA: 71M<sup>2</sup>  
TOTAL AREA: 137M<sup>2</sup>



ISSUE	DATE	REVISION
0	27/10/2022	S92

**New Subdivision at**  
14&14A Scott Road  
Hobsonville  
Auckland 0618

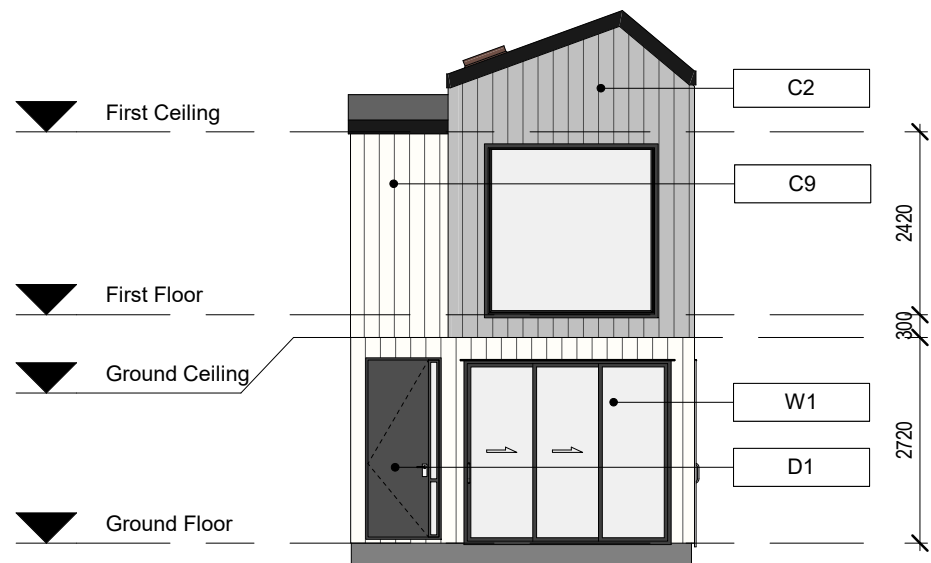
**TYPE T-A4L - UNIT PLAN**

purpose	
proj no	BA2022019
scale	1 : 100 @A3
status	RC

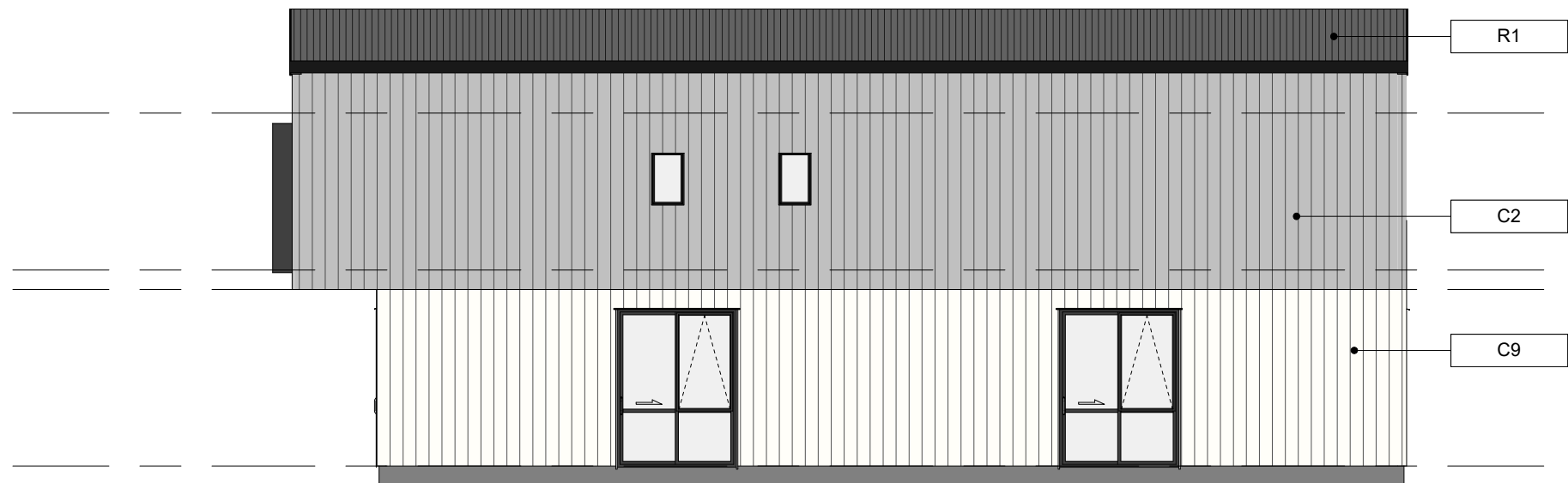
dwn	BA	dwg no	A-5000	issue	0
-----	----	--------	--------	-------	---

Do not scale this drawing. Verify all dimensions on commencing any work. Copyright © This drawing property of Basalt Architecture Ltd. Reproduction in whole or in part without prior consent is forbidden.

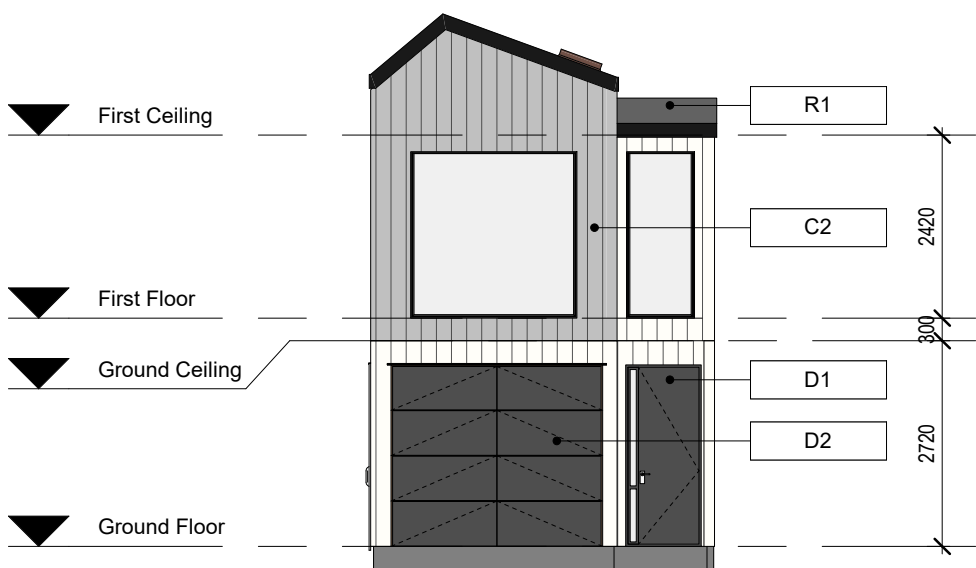
**BASALT ARCHITECTURE**  
INFO@BASALTARCHITECTURE.COM



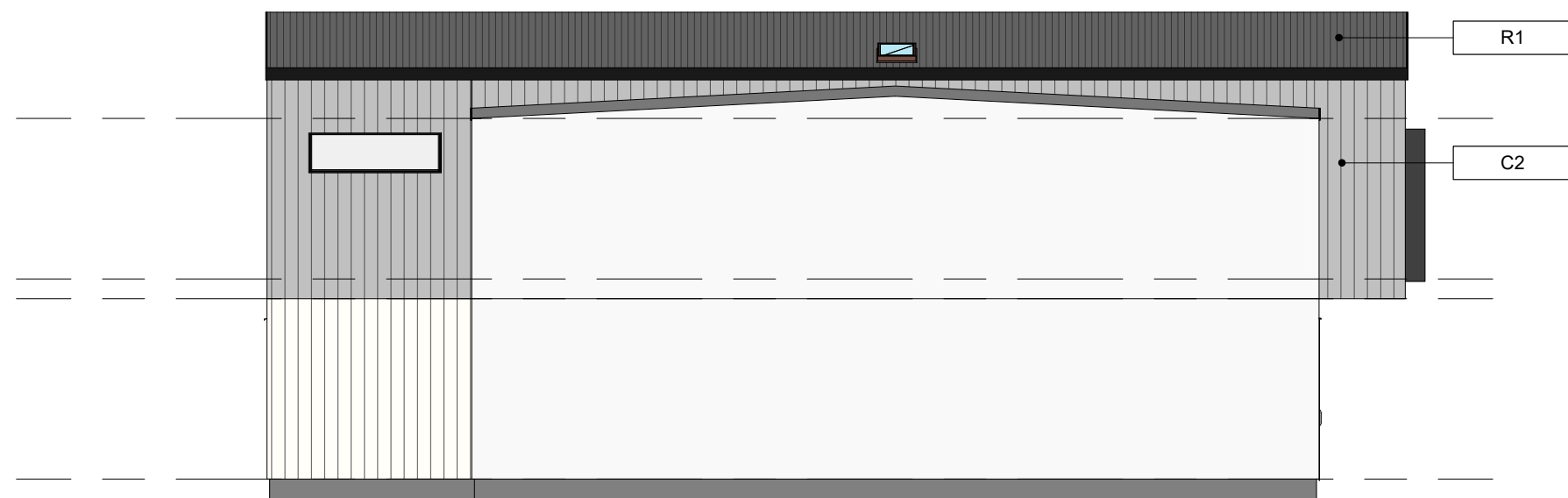
1 Elevation 01  
1 : 100



2 Elevation 02  
1 : 100

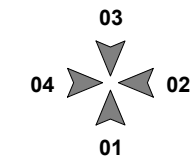


3 Elevation 03  
1 : 100



4 Elevation 04  
1 : 100

Key Notes	
C2	Wall Cladding: Fibre Cement vertical weatherboard (Light Grey)
C9	Wall Cladding: Vertical timber weatherboard (Alpine White)
D1	Entry Door
D2	Garage Door
R1	Roofing: Profiled longrun metal roofing
W1	Aluminium Joinery



ISSUE	DATE	REVISION
0	27/10/2022	S92

**New Subdivision at**  
14&14A Scott Road  
Hobsonville  
Auckland 0618

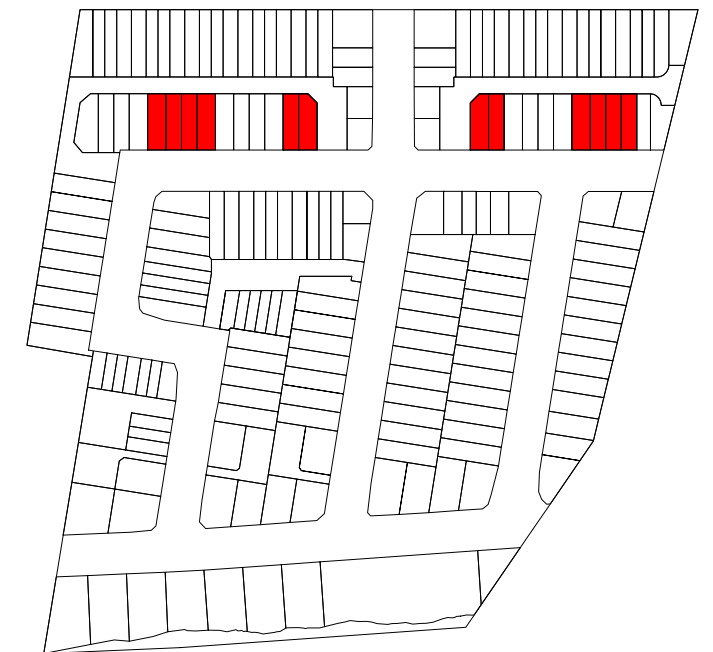
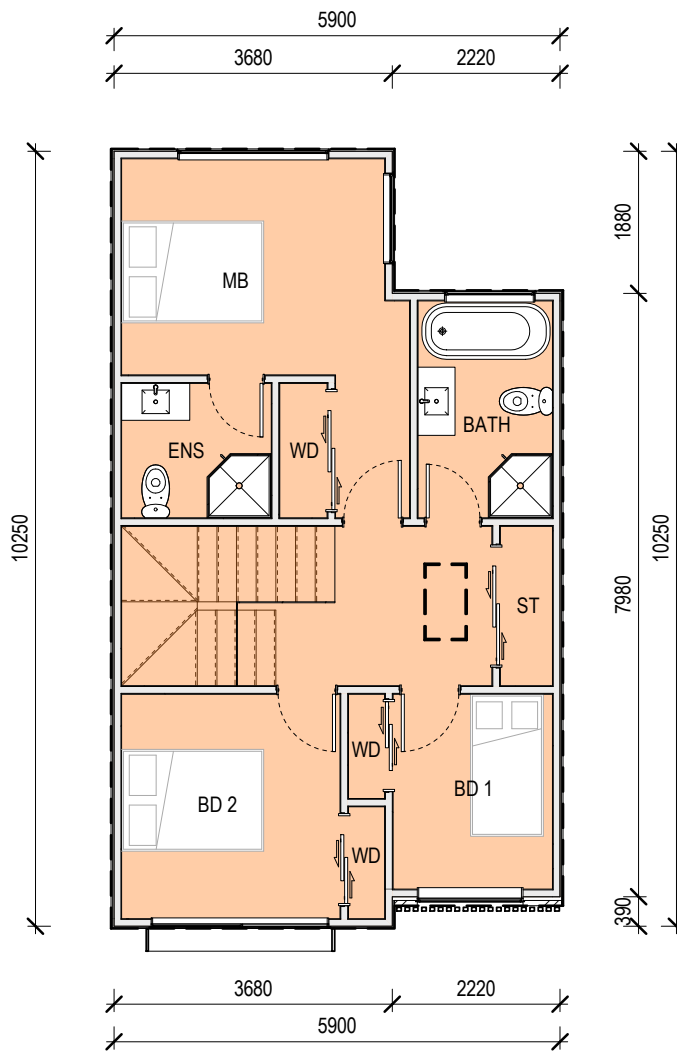
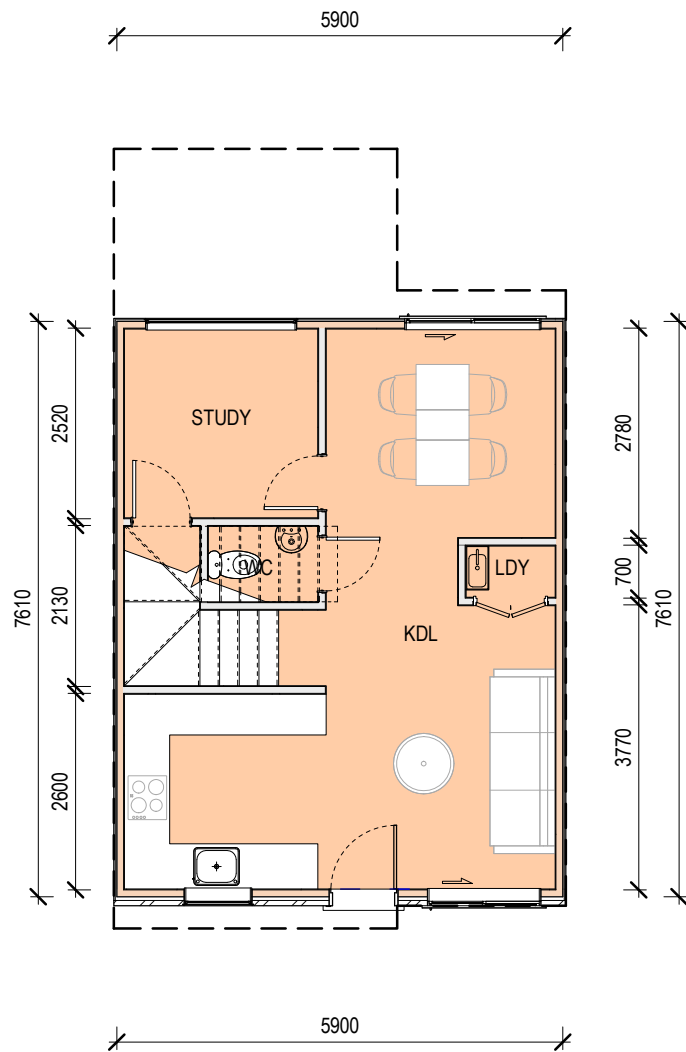
**TYPE T-A4L - ELEVATIONS**

purpose	
proj no	BA2022019
scale	1 : 100 @A3
status	RC

dwn	BA	dwg no	A-5001	issue	0
-----	----	--------	--------	-------	---

Do not scale this drawing. Verify all dimensions on commencing any work. Copyright © This drawing property of Basalt Architecture Ltd. Reproduction in whole or in part without prior consent is forbidden.

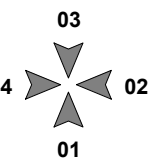
**BASALT ARCHITECTURE**  
INFO@BASALTARCHITECTURE.COM



1 Ground Floor  
1 : 100

2 First Floor  
1 : 100

GROUND FLOOR AREA: 45M<sup>2</sup>  
FIRST FLOOR AREA: 55M<sup>2</sup>  
TOTAL AREA: 100M<sup>2</sup>



ISSUE	DATE	REVISION
0	27/10/2022	S92

**New Subdivision at**  
14&14A Scott Road  
Hobsonville  
Auckland 0618

**TYPE T-B1 - UNIT PLAN**

purpose	
proj no	BA2022019
scale	1 : 100 @A3
status	RC

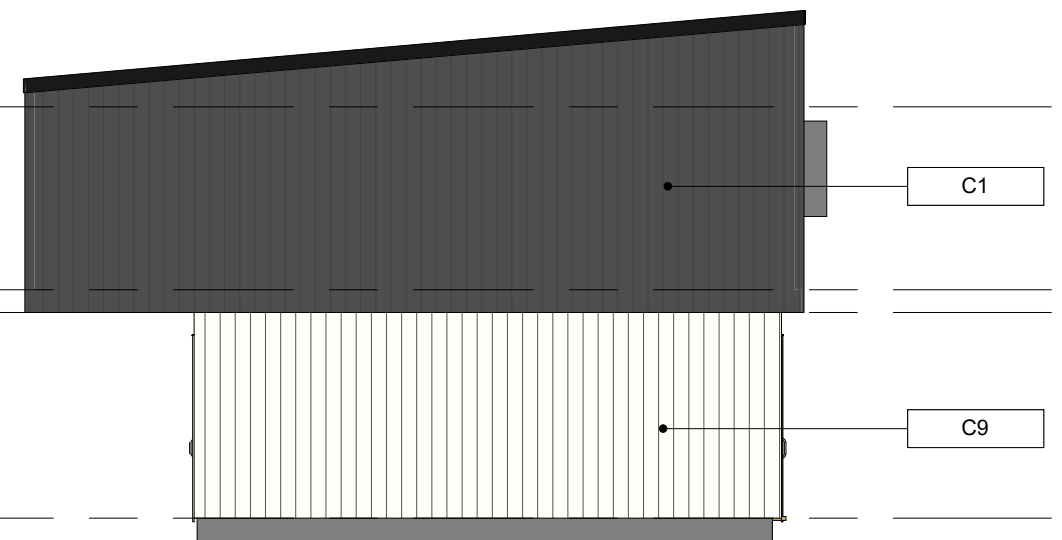
dwn	BA	dwg no	A-5000	issue	0
-----	----	--------	--------	-------	---

Do not scale this drawing. Verify all dimensions on commencing any work. Copyright © This drawing property of Basalt Architecture Ltd. Reproduction in whole or in part without prior consent is forbidden.

**BASALT ARCHITECTURE**  
INFO@BASALTARCHITECTURE.COM



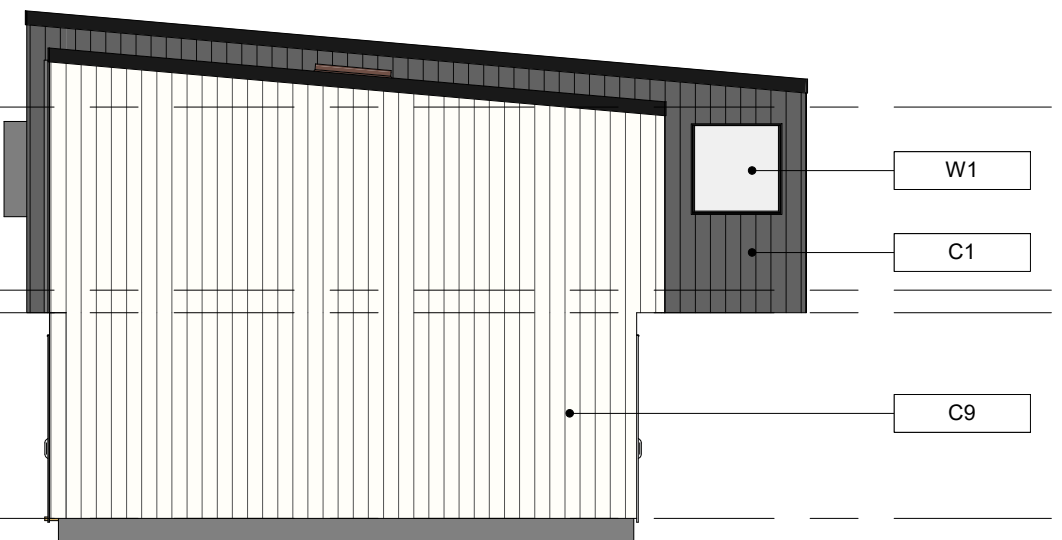
1 Elevation 01  
1 : 100



2 Elevation 02  
1 : 100



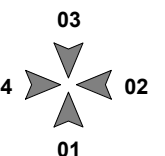
3 Elevation 03  
1 : 100



4 Elevation 04  
1 : 100

Key Notes

C1	Wall Cladding: Fibre Cement vertical weatherboard (Dark Grey)
C7	Wall Cladding: Clay brick veneer (Red)
C9	Wall Cladding: Vertical timber weatherboard (Alpine White)
D1	Entry Door
R1	Roofing: Profiled longrun metal roofing
W1	Aluminium Joinery



ISSUE	DATE	REVISION
0	27/10/2022	S92

**New Subdivision at**  
14&14A Scott Road  
Hobsonville  
Auckland 0618

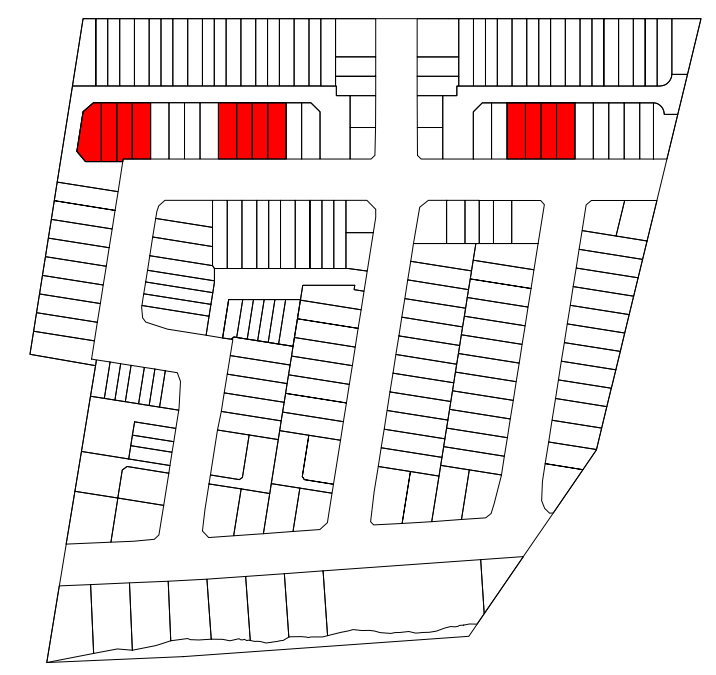
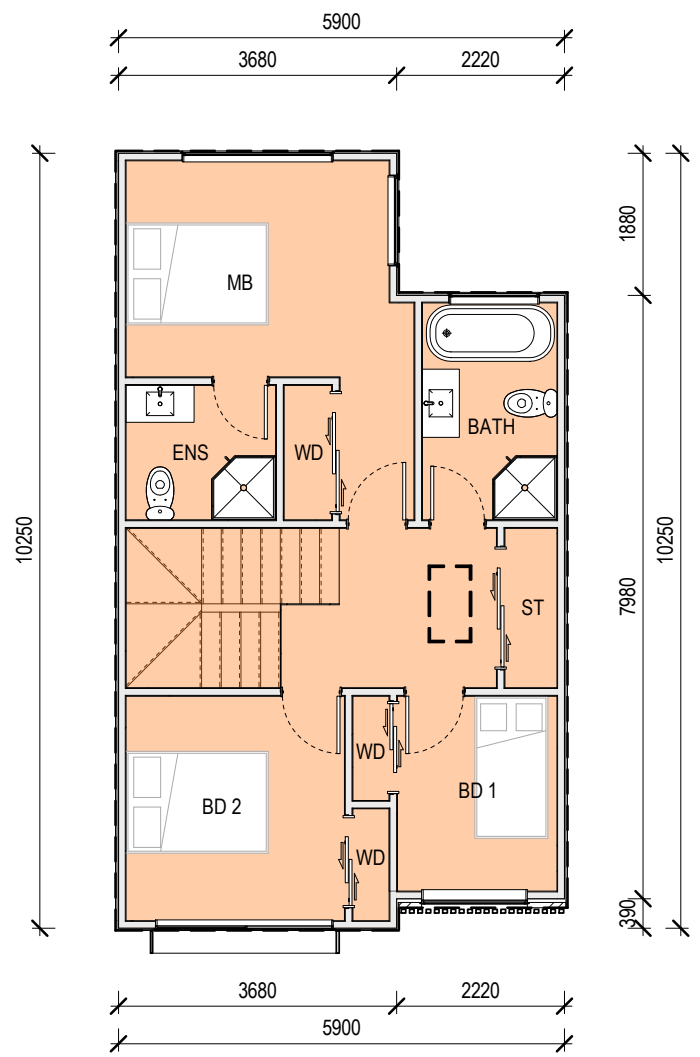
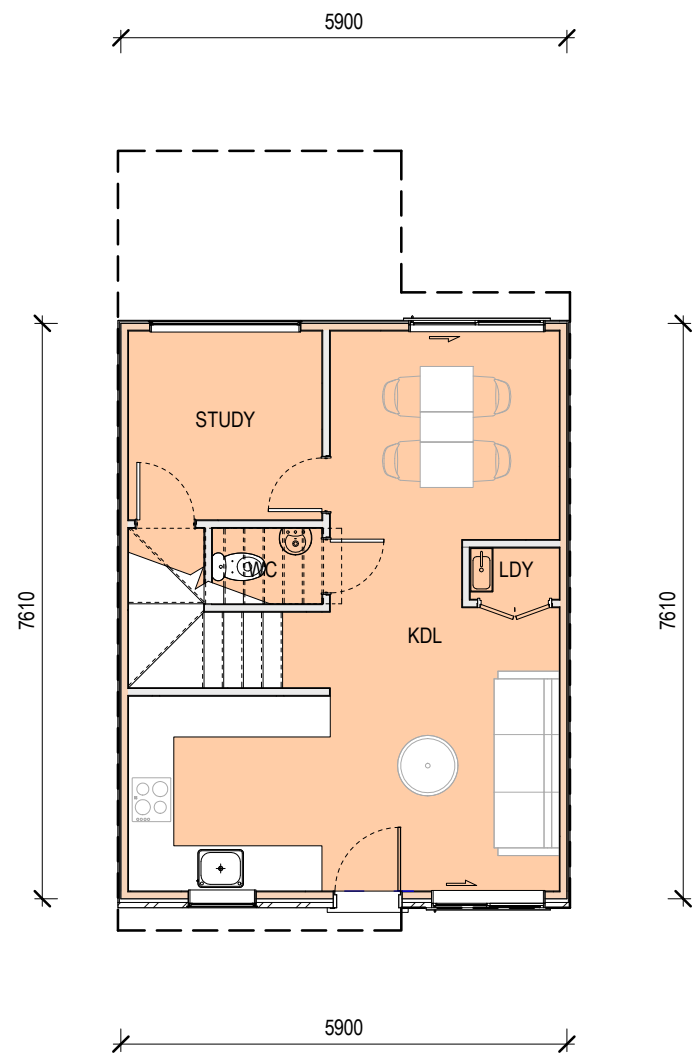
**TYPE T-B1 - ELEVATIONS**

purpose	
proj no	BA2022019
scale	1 : 100 @A3
status	RC

dwn	BA	dwg no	A-5001	issue	0
-----	----	--------	--------	-------	---

Do not scale this drawing. Verify all dimensions on commencing any work. Copyright © This drawing property of Basalt Architecture Ltd. Reproduction in whole or in part without prior consent is forbidden.

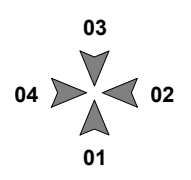
**BASALT ARCHITECTURE**  
INFO@BASALTARCHITECTURE.COM



1 Ground Floor  
1 : 100

2 First Floor  
1 : 100

GROUND FLOOR AREA: 45M<sup>2</sup>  
FIRST FLOOR AREA: 55M<sup>2</sup>  
TOTAL AREA: 100M<sup>2</sup>



ISSUE	DATE	REVISION
0	27/10/2022	S92

**New Subdivision at**  
14&14A Scott Road  
Hobsonville  
Auckland 0618

**TYPE T-B2 - UNIT PLAN**

purpose	
proj no	BA2022019
scale	1 : 100 @A3
status	RC

dwn	BA	dwg no	A-5000	issue	0
-----	----	--------	--------	-------	---

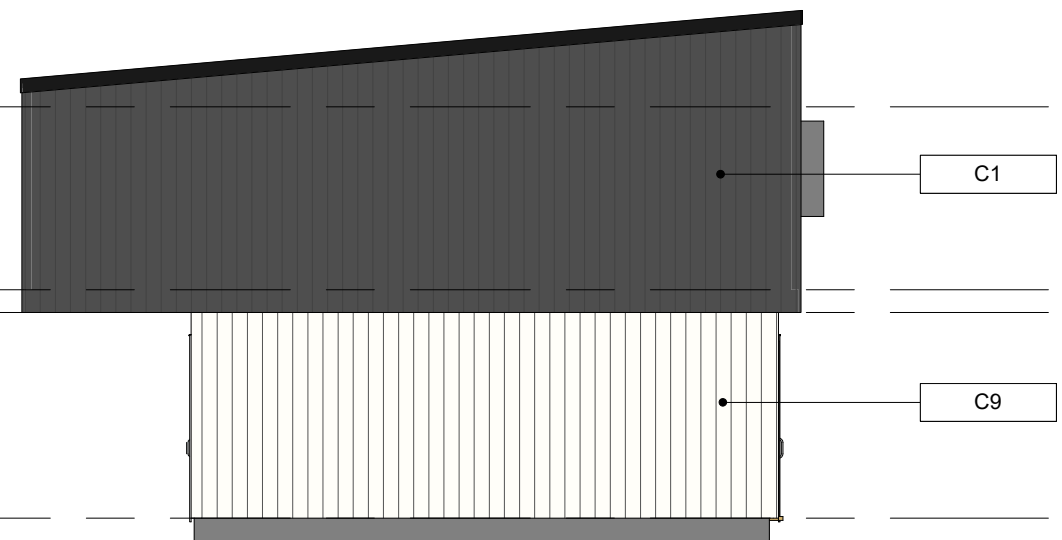
Do not scale this drawing. Verify all dimensions on commencing any work. Copyright © This drawing property of Basalt Architecture Ltd. Reproduction in whole or in part without prior consent is forbidden.

**BASALT ARCHITECTURE**  
INFO@BASALTARCHITECTURE.COM





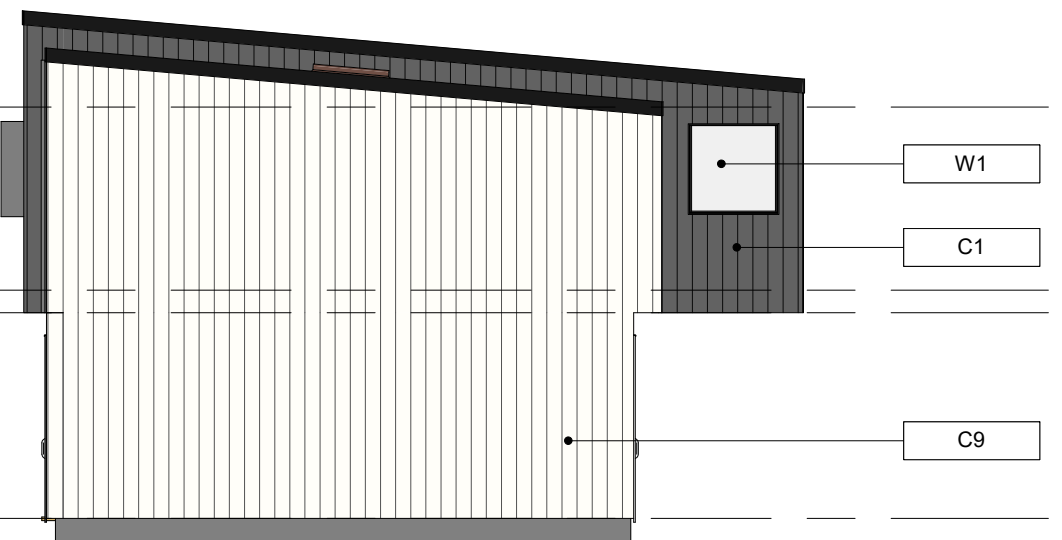
1 Elevation 01  
1 : 100



2 Elevation 02  
1 : 100



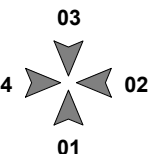
3 Elevation 03  
1 : 100



4 Elevation 04  
1 : 100

Key Notes

C1	Wall Cladding: Fibre Cement vertical weatherboard (Dark Grey)
C6	Wall Cladding: Clay brick veneer (Light Grey)
C9	Wall Cladding: Vertical timber weatherboard (Alpine White)
D1	Entry Door
R1	Roofing: Profiled longrun metal roofing
W1	Aluminium Joinery



0	27/10/2022	S92
ISSUE	DATE	REVISION

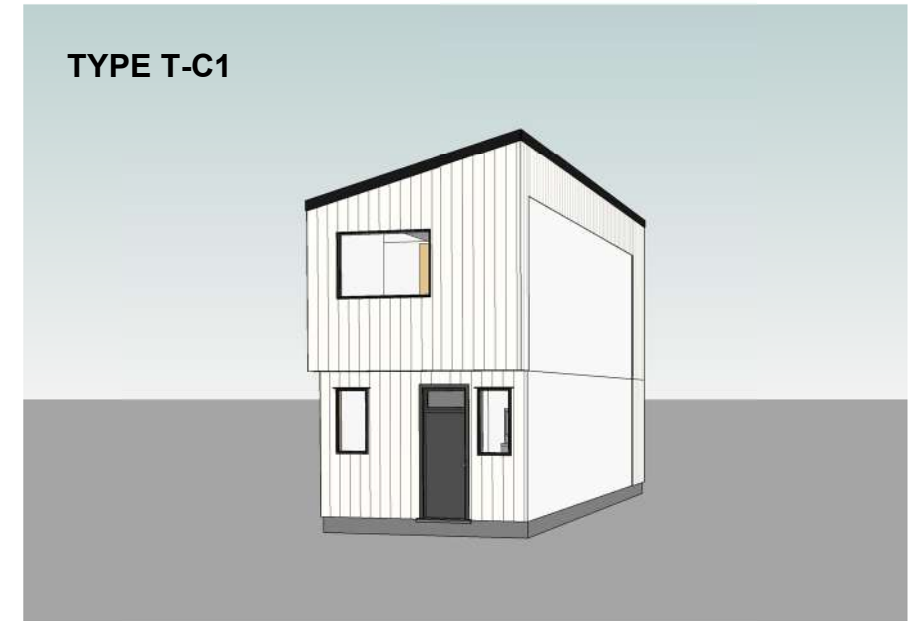
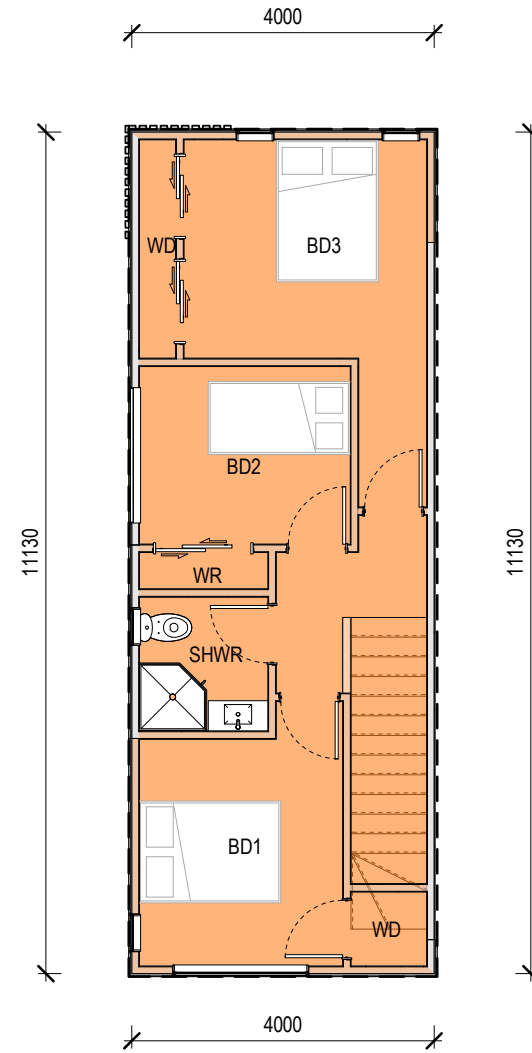
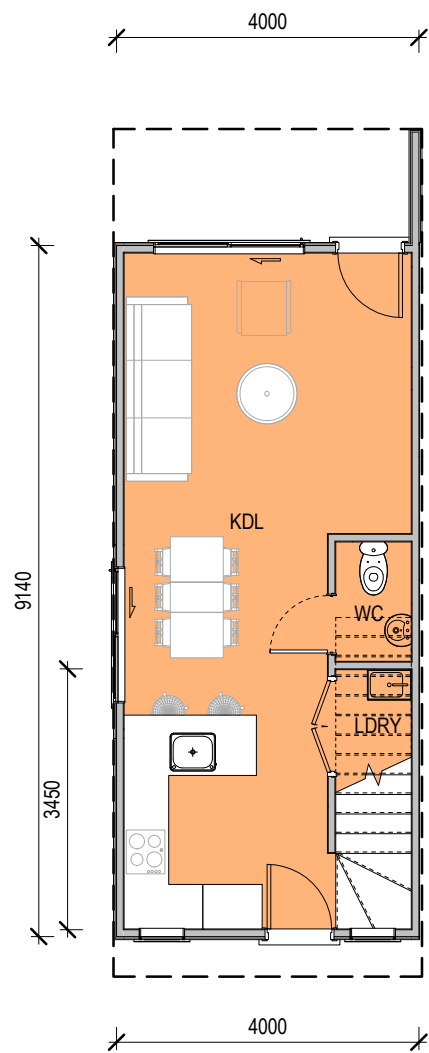
**New Subdivision at**  
14&14A Scott Road  
Hobsonville  
Auckland 0618

**TYPE T-B2 - ELEVATIONS**

purpose	
proj no	BA2022019
scale	1 : 100 @A3
status	RC

dwn	BA	dwg no	A-5001	issue	0
Do not scale this drawing. Verify all dimensions on commencing any work. Copyright © This drawing property of Basalt Architecture Ltd. Reproduction in whole or in part without prior consent is forbidden.					

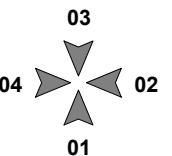
**BASALT ARCHITECTURE**  
INFO@BASALTARCHITECTURE.COM



1 Ground Floor  
1 : 100

2 First Floor  
1 : 100

GROUND FLOOR AREA: 37M<sup>2</sup>  
FIRST FLOOR AREA: 45M<sup>2</sup>  
TOTAL AREA: 82M<sup>2</sup>



ISSUE	DATE	REVISION
1	24/04/2023	S92
0	27/10/2022	S92

**New Subdivision at**  
14&14A Scott Road  
Hobsonville  
Auckland 0618

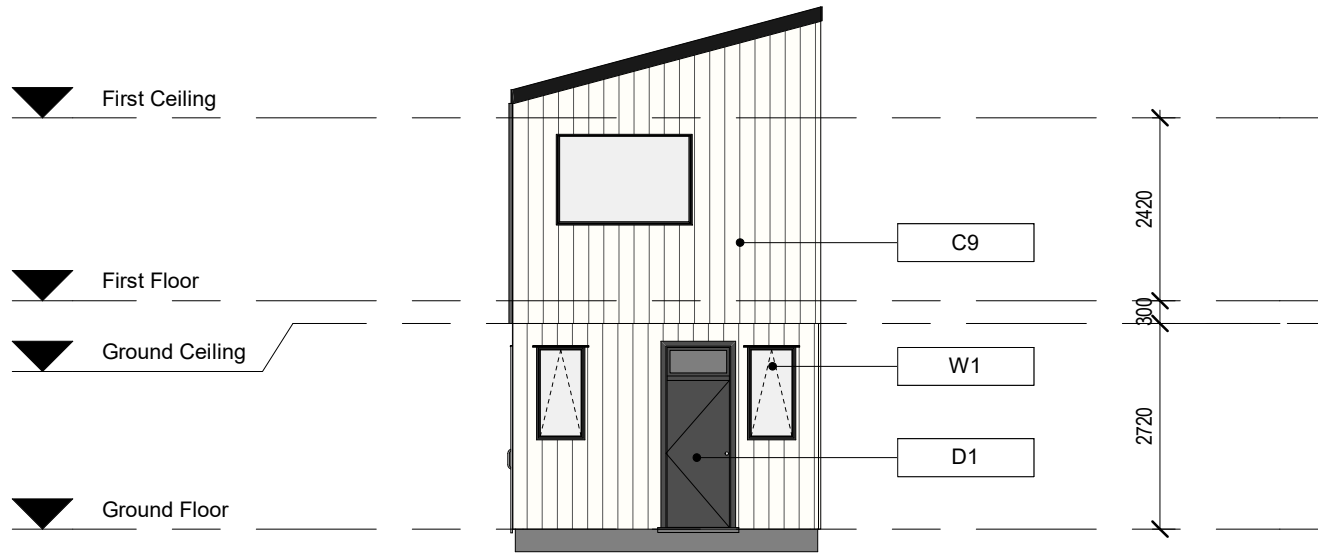
**TYPE T-C1 - UNIT PLAN**

purpose	
proj no	BA2022019
scale	1 : 100 @A3
status	RC

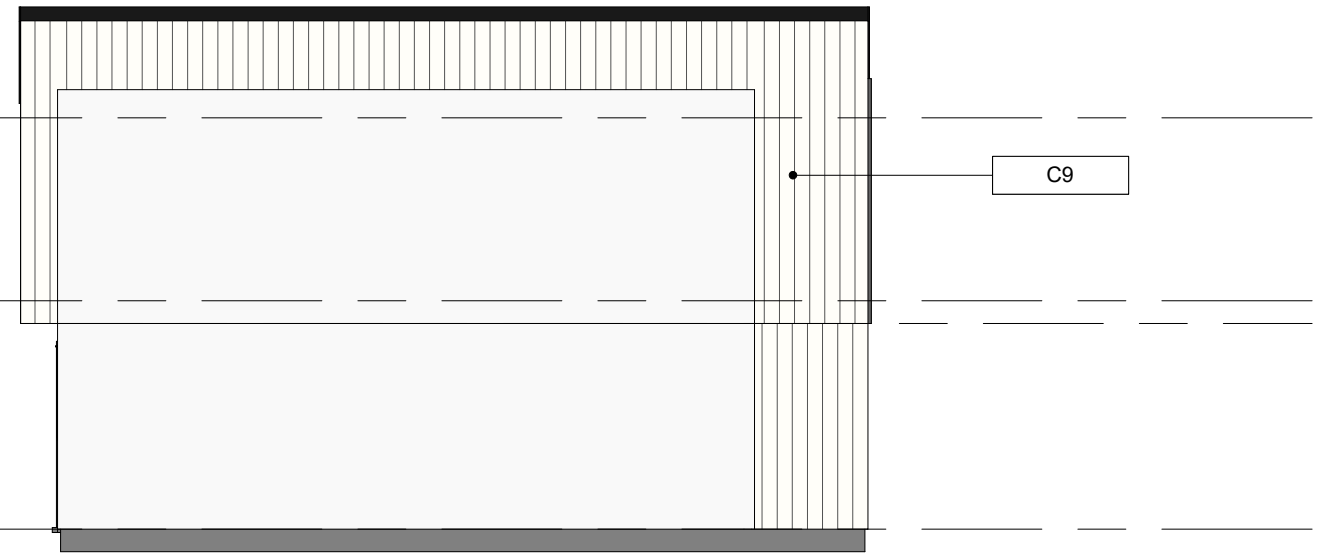
dwn	BA	dwg no	A-5000	issue	1
-----	----	--------	--------	-------	---

Do not scale this drawing. Verify all dimensions on commencing any work. Copyright © This drawing property of Basalt Architecture Ltd. Reproduction in whole or in part without prior consent is forbidden.

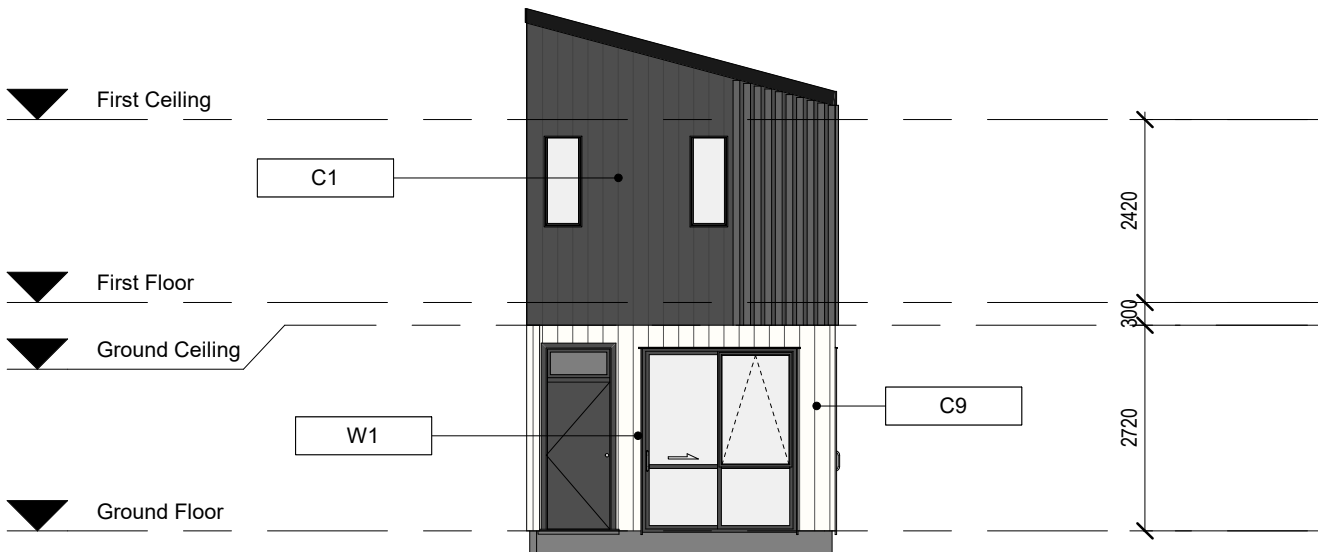
**BASALT ARCHITECTURE**  
INFO@BASALTARCHITECTURE.COM



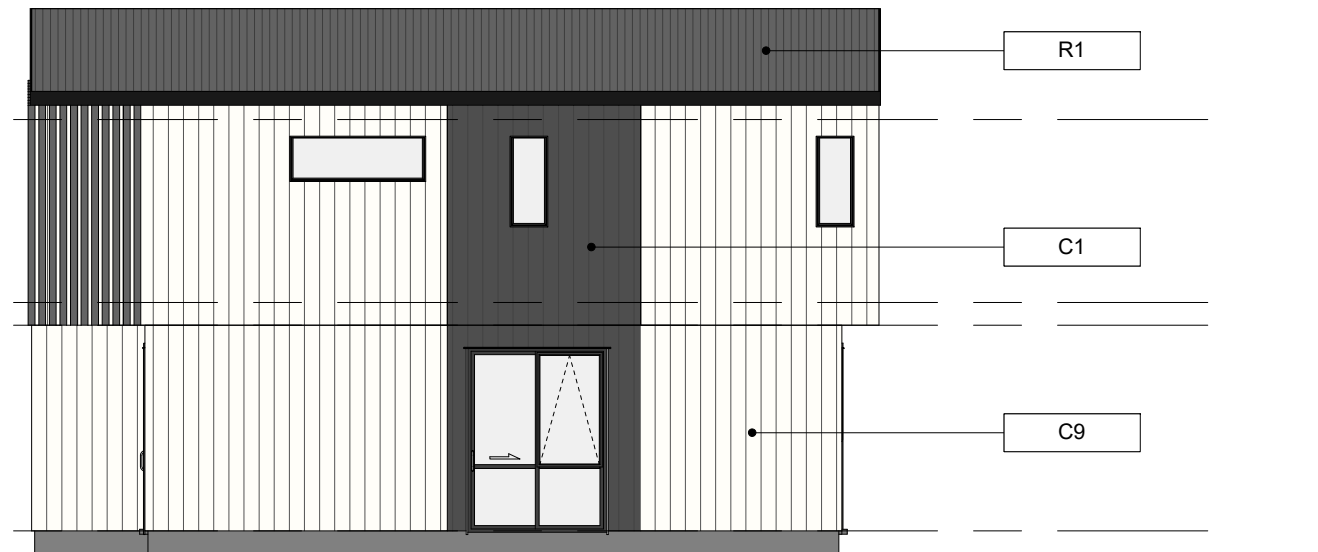
1 Elevation 01  
1 : 100



2 Elevation 02  
1 : 100

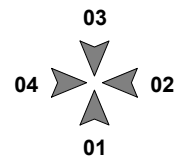


3 Elevation 03  
1 : 100



4 Elevation 04  
1 : 100

Key Notes	
C1	Wall Cladding: Fibre Cement vertical weatherboard (Dark Grey)
C9	Wall Cladding: Vertical timber weatherboard (Alpine White)
D1	Entry Door
R1	Roofing: Profiled longrun metal roofing
W1	Aluminium Joinery



ISSUE	DATE	REVISION
1	24/04/2023	S92
0	27/10/2022	S92

**New Subdivision at**  
14&14A Scott Road  
Hobsonville  
Auckland 0618

**TYPE T-C1 - ELEVATIONS**

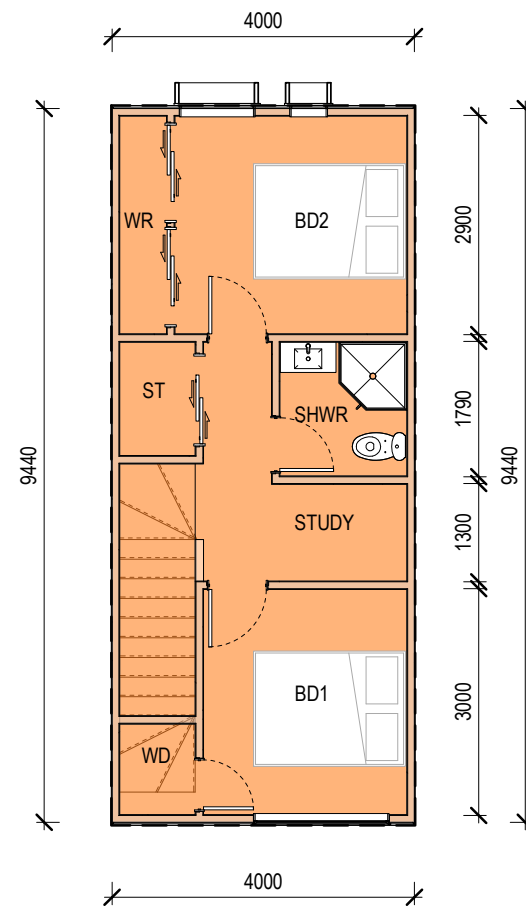
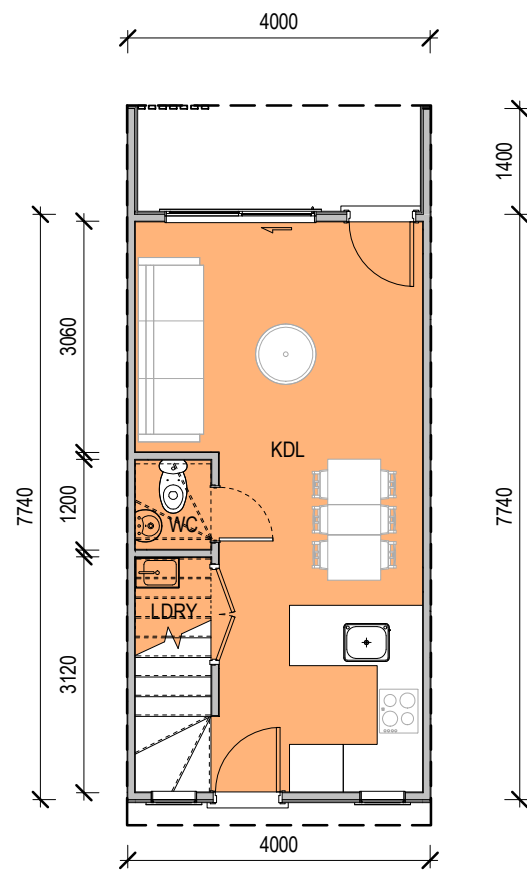
purpose	
proj no	BA2022019
scale	1 : 100 @A3
status	RC

dwn	BA	dwg no	A-5001	issue	1
-----	----	--------	--------	-------	---

Do not scale this drawing. Verify all dimensions on commencing any work. Copyright © This drawing property of Basalt Architecture Ltd. Reproduction in whole or in part without prior consent is forbidden.

**BASALT ARCHITECTURE**  
INFO@BASALTARCHITECTURE.COM

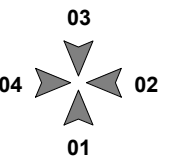
TYPE T-C2



1 Ground Floor  
1 : 100

2 First Floor  
1 : 100

GROUND FLOOR AREA: 31M<sup>2</sup>  
FIRST FLOOR AREA: 38M<sup>2</sup>  
TOTAL AREA: 69M<sup>2</sup>



ISSUE	DATE	REVISION
1	24/04/2023	S92
0	27/10/2022	S92

**New Subdivision at**  
14&14A Scott Road  
Hobsonville  
Auckland 0618

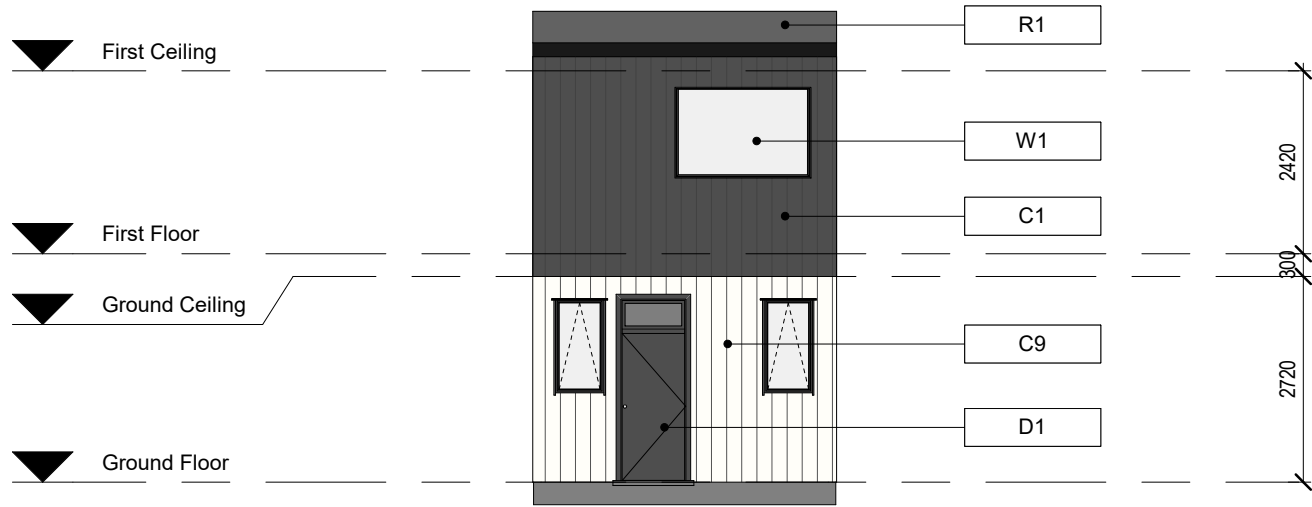
**TYPE T-C2 - UNIT PLAN**

purpose	
proj no	BA2022019
scale	1 : 100 @A3
status	RC

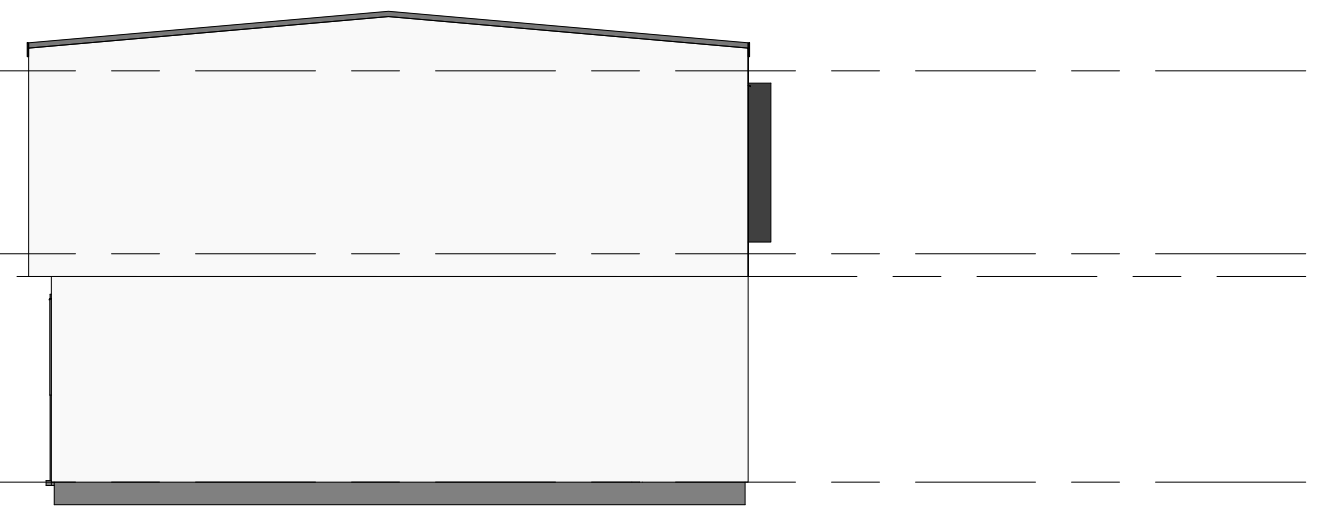
dwn	BA	dwg no	A-5000	issue	1
-----	----	--------	--------	-------	---

Do not scale this drawing. Verify all dimensions on commencing any work. Copyright © This drawing property of Basalt Architecture Ltd. Reproduction in whole or in part without prior consent is forbidden.

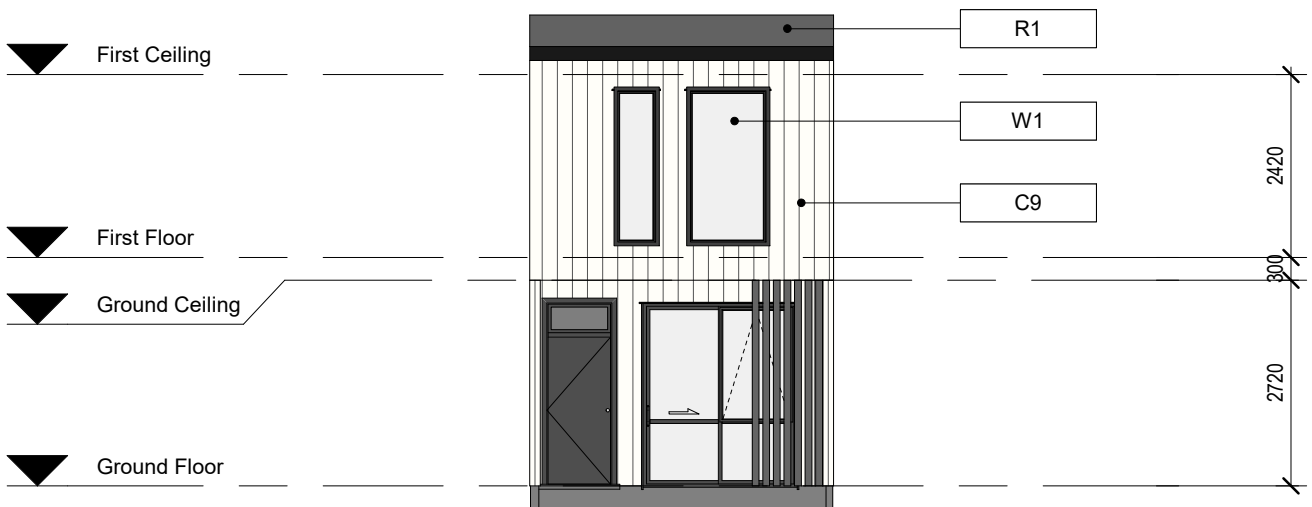
**BASALT ARCHITECTURE**  
INFO@BASALTARCHITECTURE.COM



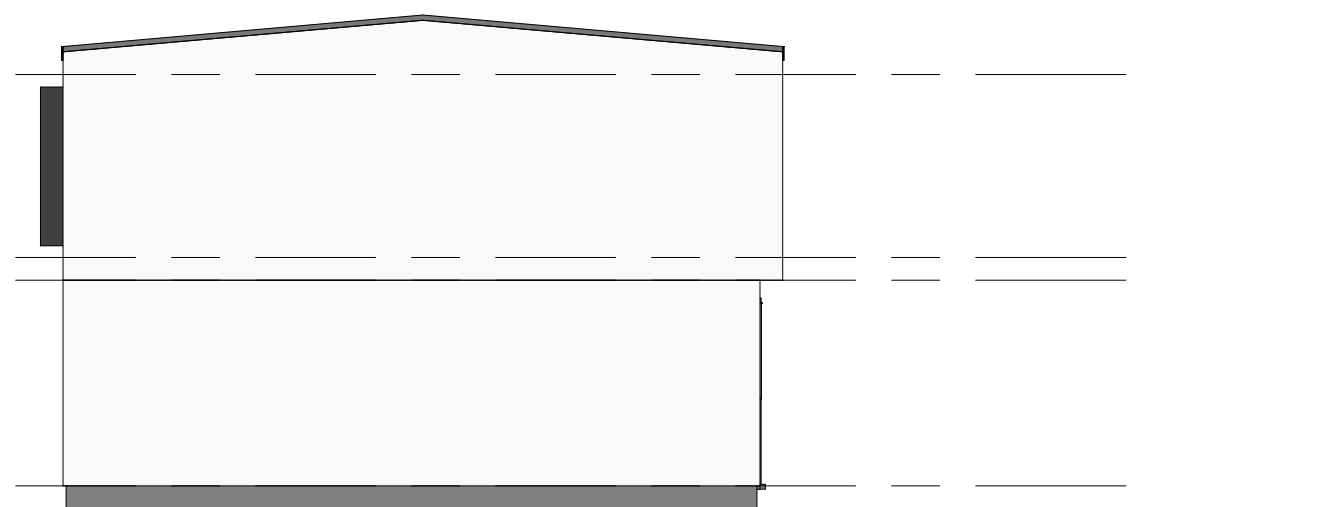
1 Elevation 01  
1 : 100



2 Elevation 02  
1 : 100

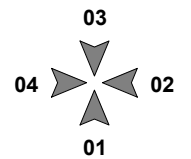


3 Elevation 03  
1 : 100



4 Elevation 04  
1 : 100

Key Notes	
C1	Wall Cladding: Fibre Cement vertical weatherboard (Dark Grey)
C9	Wall Cladding: Vertical timber weatherboard (Alpine White)
D1	Entry Door
R1	Roofing: Profiled longrun metal roofing
W1	Aluminium Joinery



ISSUE	DATE	REVISION
1	24/04/2023	S92
0	27/10/2022	S92

**New Subdivision at**  
14&14A Scott Road  
Hobsonville  
Auckland 0618

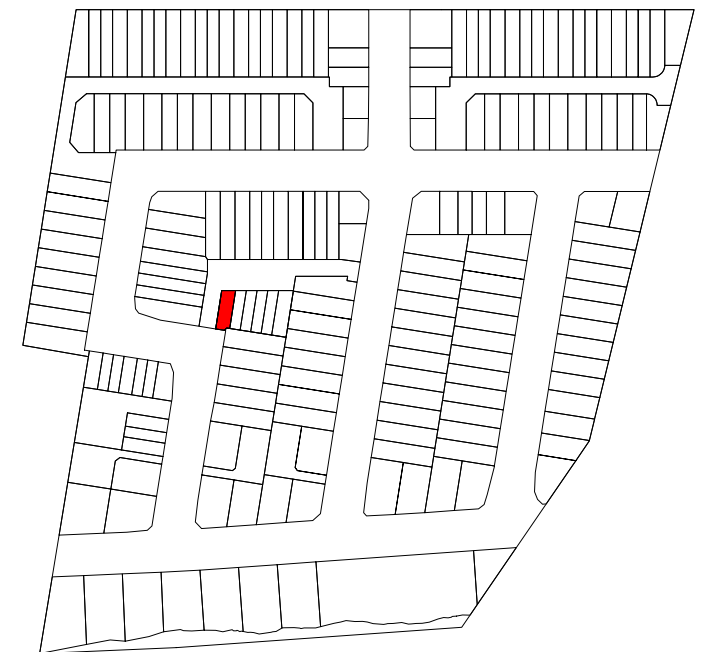
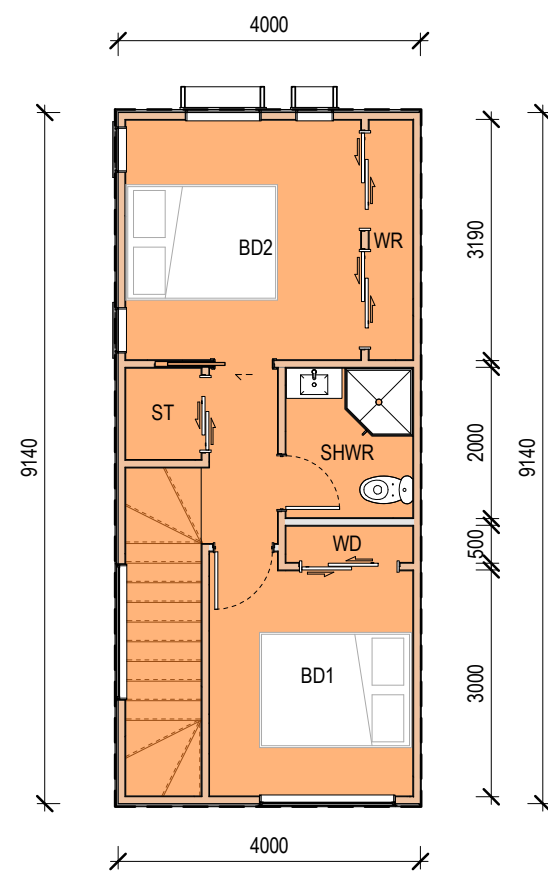
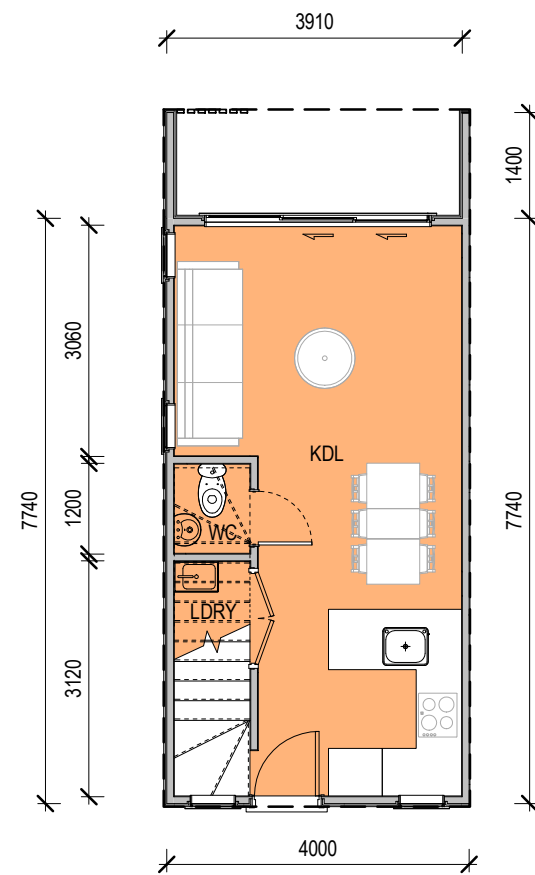
**TYPE T-C2 - ELEVATIONS**

purpose	
proj no	BA2022019
scale	1 : 100 @A3
status	RC

dwn	BA	dwg no	A-5001	issue	1
-----	----	--------	--------	-------	---

Do not scale this drawing. Verify all dimensions on commencing any work. Copyright © This drawing property of Basalt Architecture Ltd. Reproduction in whole or in part without prior consent is forbidden.

**BASALT ARCHITECTURE**  
INFO@BASALTARCHITECTURE.COM



1

Ground Floor

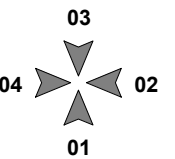
1 : 100

2

First Floor

1 : 100

GROUND FLOOR AREA: 31M<sup>2</sup>  
 FIRST FLOOR AREA: 37M<sup>2</sup>  
 TOTAL AREA: 68M<sup>2</sup>



ISSUE	DATE	REVISION
0	27/10/2022	S92

**New Subdivision at**  
 14&14A Scott Road  
 Hobsonville  
 Auckland 0618

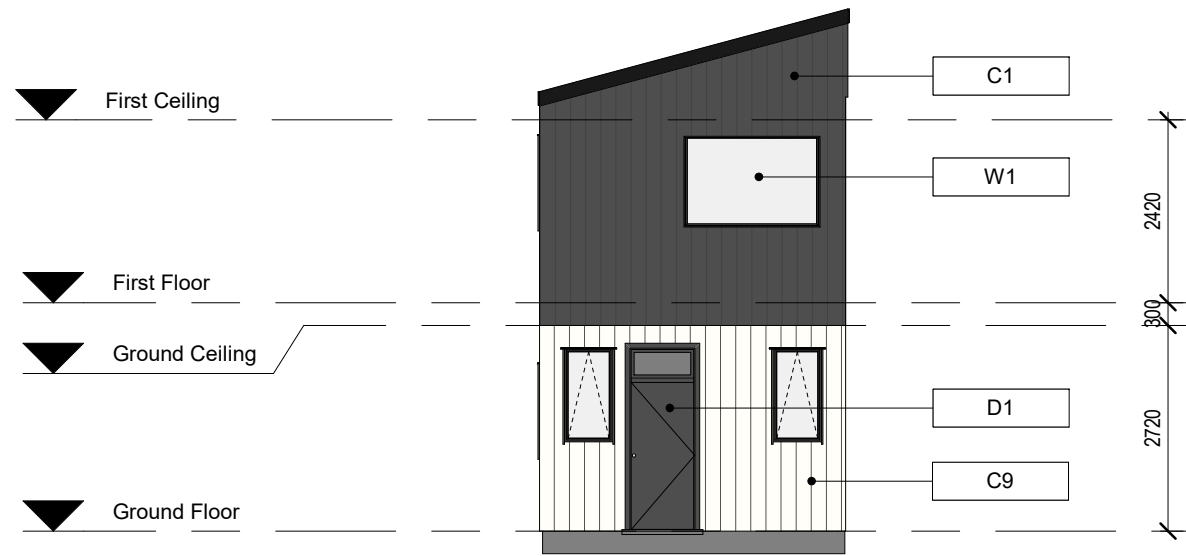
**TYPE T-C3 - UNIT PLAN**

purpose	
proj no	BA2022019
scale	1 : 100 @A3
status	RC

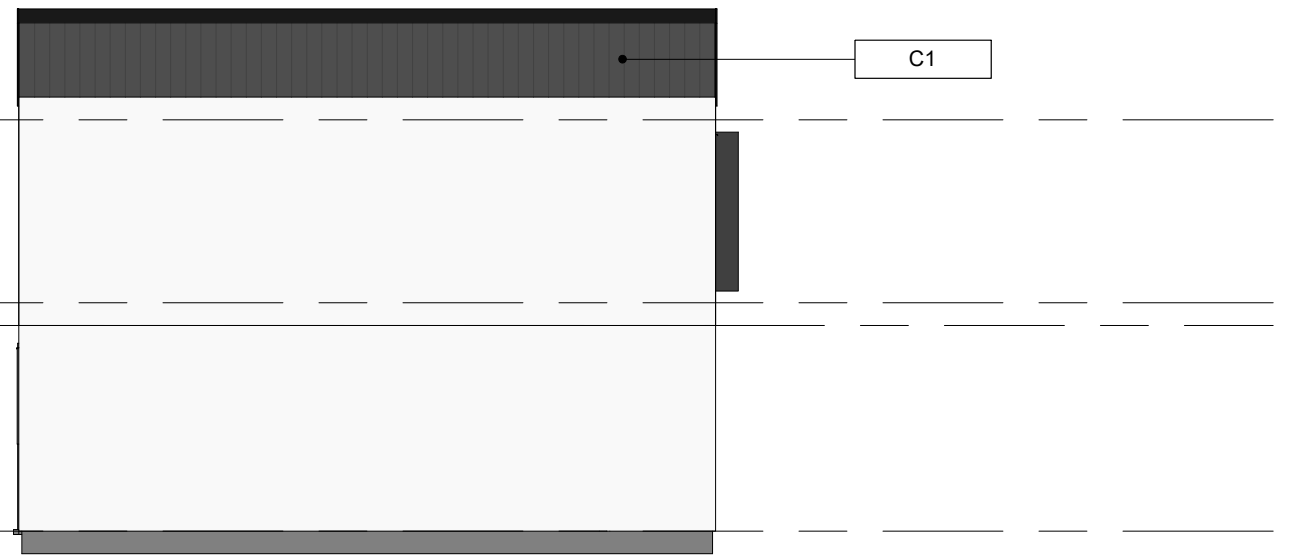
dwn	BA	dwg no	A-5000	issue	0
-----	----	--------	--------	-------	---

Do not scale this drawing. Verify all dimensions on commencing any work. Copyright © This drawing property of Basalt Architecture Ltd. Reproduction in whole or in part without prior consent is forbidden.

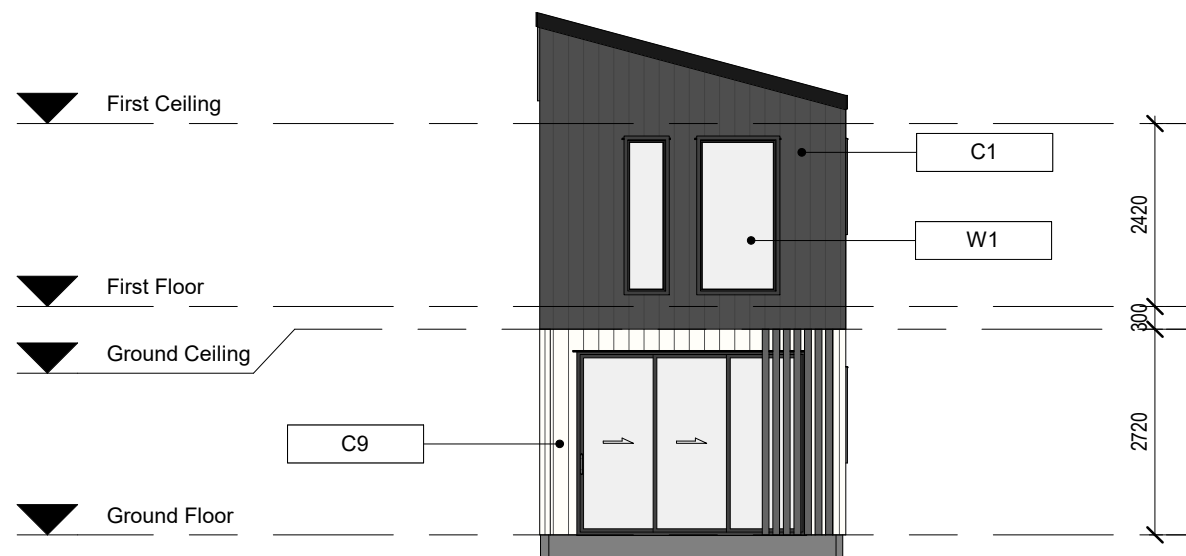
**BASALT ARCHITECTURE**  
 INFO@BASALTARCHITECTURE.COM



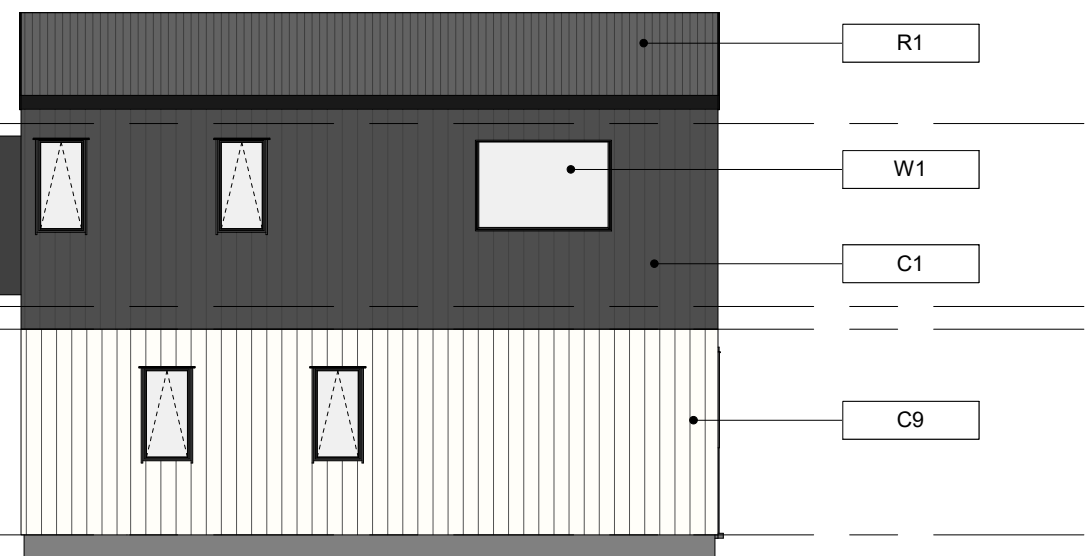
1 Elevation 01  
1 : 100



2 Elevation 02  
1 : 100



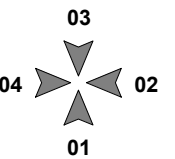
3 Elevation 03  
1 : 100



4 Elevation 04  
1 : 100

Key Notes

C1	Wall Cladding: Fibre Cement vertical weatherboard (Dark Grey)
C9	Wall Cladding: Vertical timber weatherboard (Alpine White)
D1	Entry Door
R1	Roofing: Profiled longrun metal roofing
W1	Aluminium Joinery



0	27/10/2022	S92
ISSUE	DATE	REVISION

**New Subdivision at**  
14&14A Scott Road  
Hobsonville  
Auckland 0618

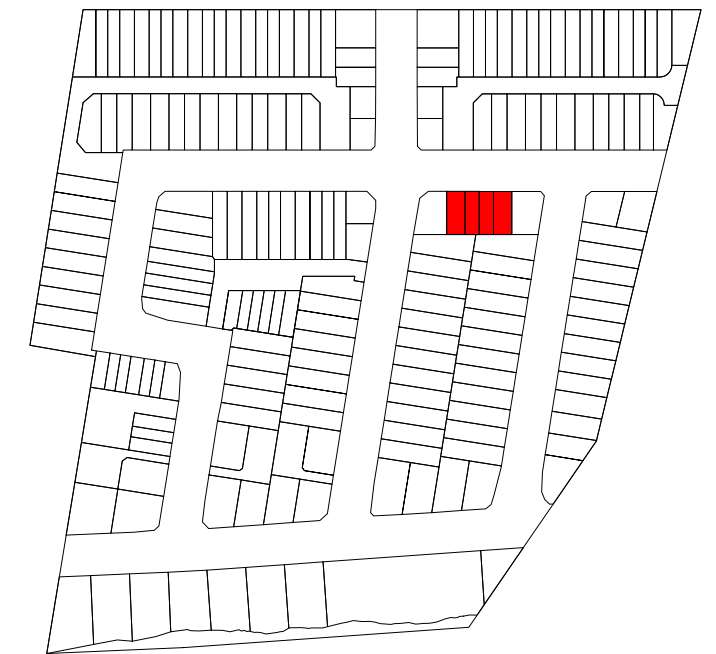
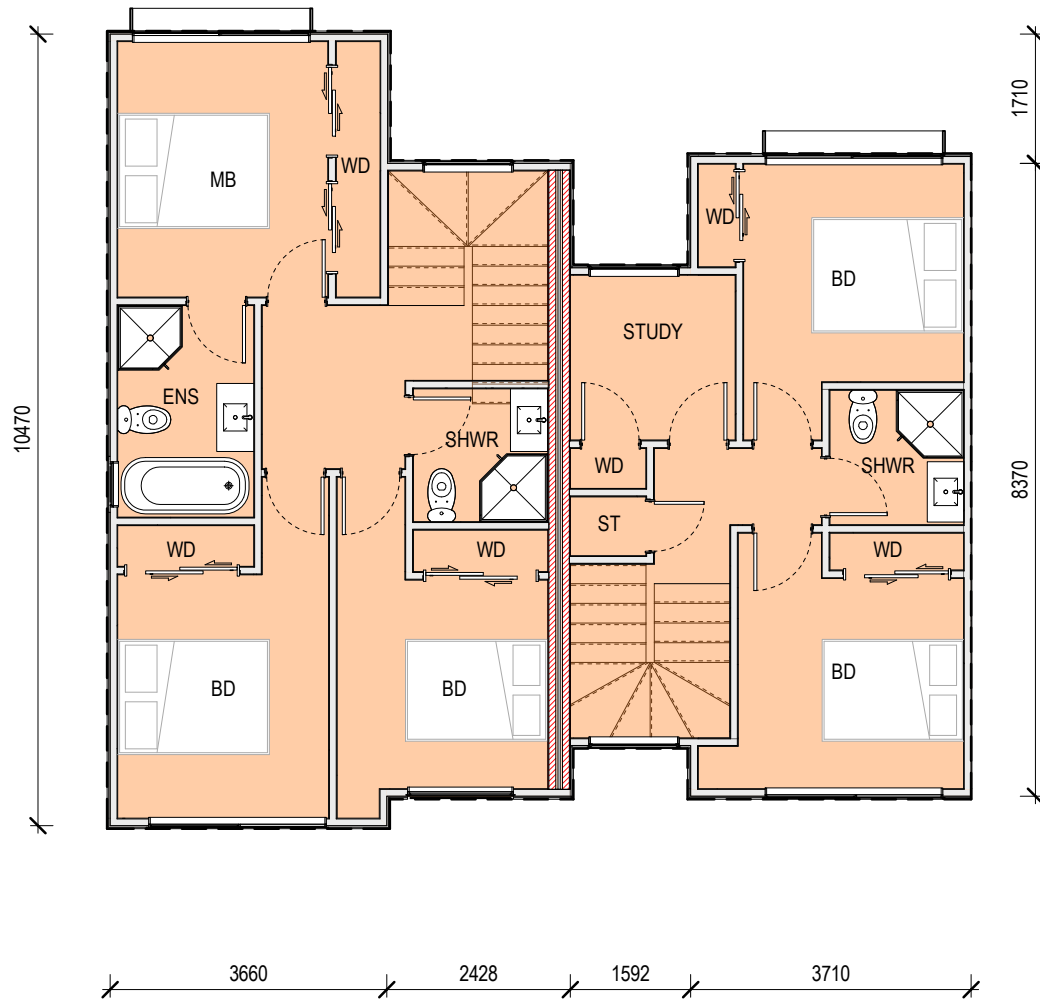
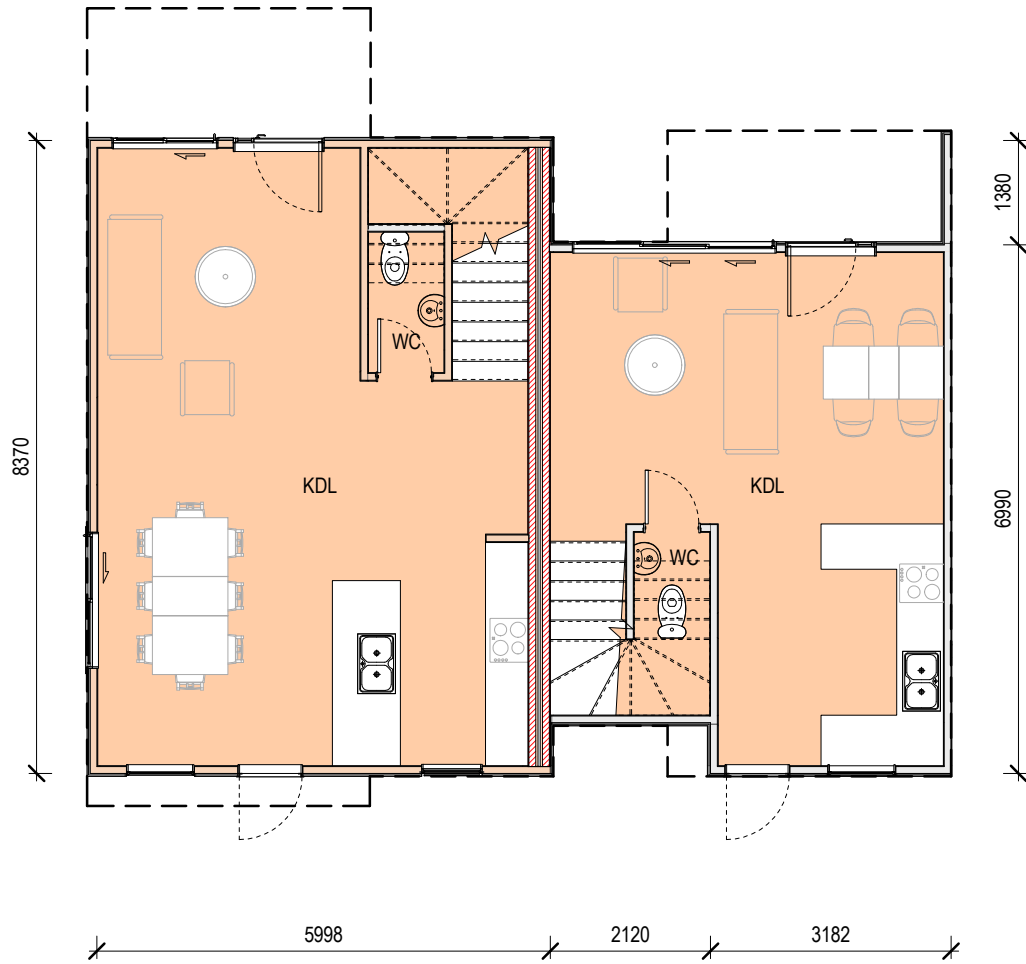
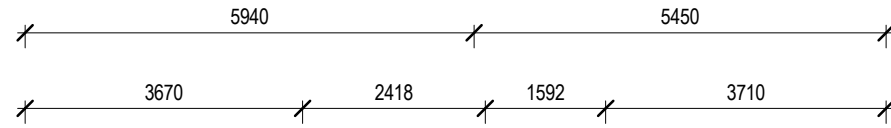
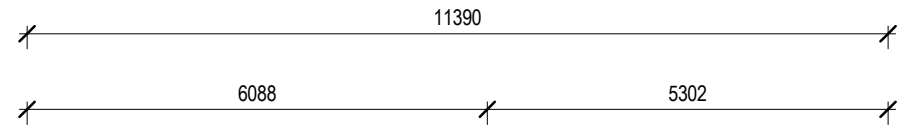
**TYPE T-C3 - ELEVATIONS**

purpose	
proj no	BA2022019
scale	1 : 100 @A3
status	RC

dwn	BA	dwg no	A-5001	issue	0
-----	----	--------	--------	-------	---

Do not scale this drawing. Verify all dimensions on commencing any work. Copyright © This drawing property of Basalt Architecture Ltd. Reproduction in whole or in part without prior consent is forbidden.

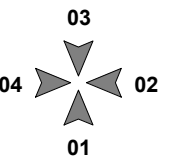
**BASALT ARCHITECTURE**  
INFO@BASALTARCHITECTURE.COM



1 Ground Floor  
1 : 100

2 First Floor  
1 : 100

GROUND FLOOR AREA: 87M<sup>2</sup>  
FIRST FLOOR AREA: 100M<sup>2</sup>  
TOTAL AREA: 187M<sup>2</sup>



ISSUE	DATE	REVISION
0	27/10/2022	S92

**New Subdivision at**  
14&14A Scott Road  
Hobsonville  
Auckland 0618

**TYPE T-D1D2 - UNIT PLAN**

purpose	
proj no	BA2022019
scale	1 : 100 @A3
status	RC

dwn	BA	dwg no	A-5000	issue	0
-----	----	--------	--------	-------	---

Do not scale this drawing. Verify all dimensions on commencing any work. Copyright © This drawing property of Basalt Architecture Ltd. Reproduction in whole or in part without prior consent is forbidden.

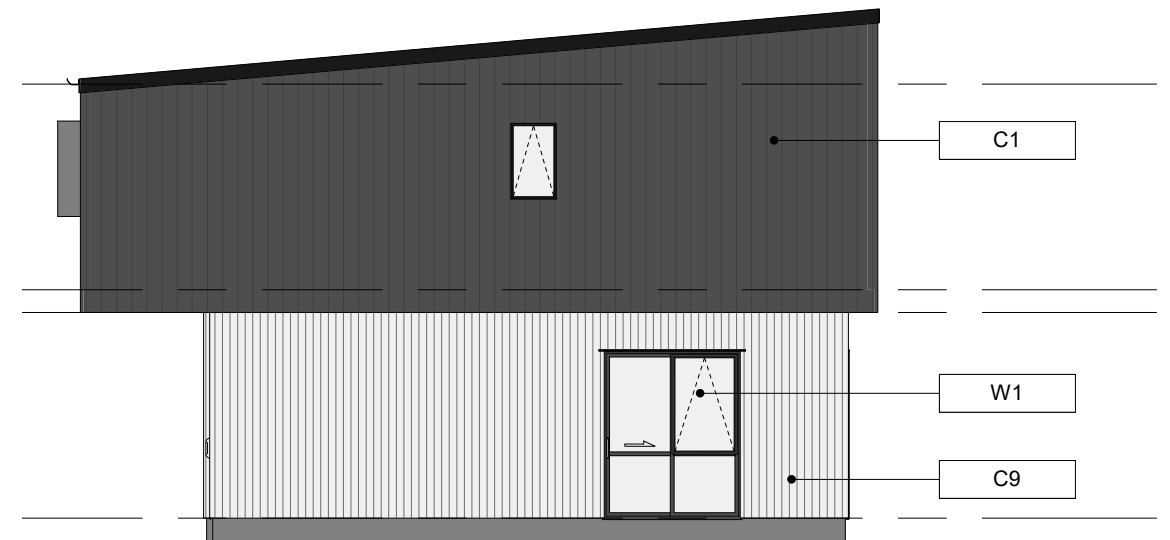
**BASALT ARCHITECTURE**

INFO@BASALTARCHITECTURE.COM





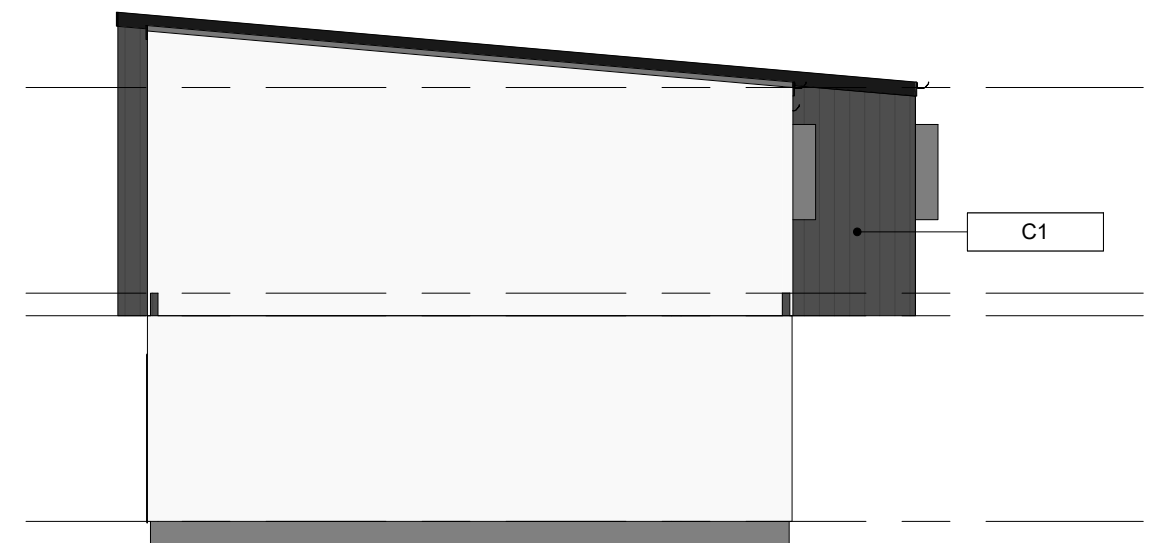
1 Elevation 01  
1 : 100



2 Elevation 02  
1 : 100



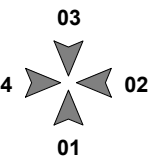
3 Elevation 03  
1 : 100



4 Elevation 04  
1 : 100

Key Notes

C1	Wall Cladding: Fibre Cement vertical weatherboard (Dark Grey)
C9	Wall Cladding: Vertical timber weatherboard (Alpine White)
D1	Entry Door
R1	Roofing: Profiled longrun metal roofing
W1	Aluminium Joinery



ISSUE	DATE	REVISION
0	27/10/2022	S92

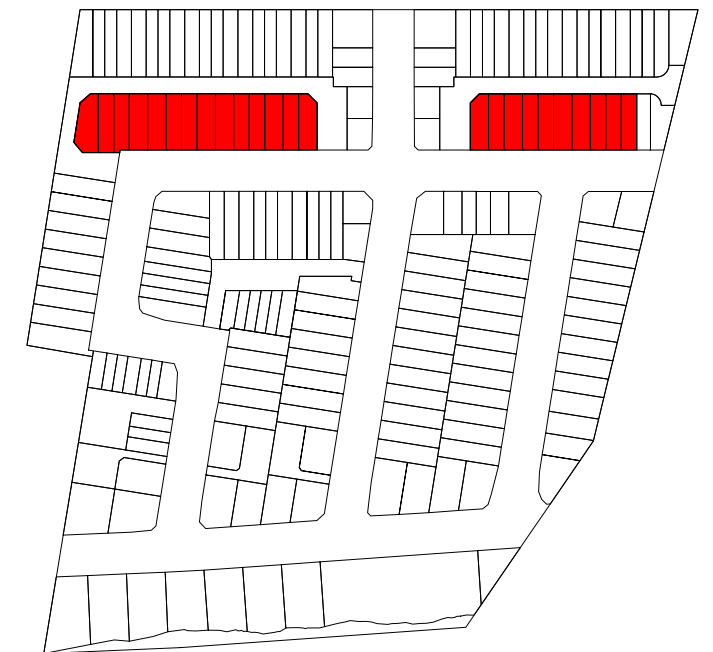

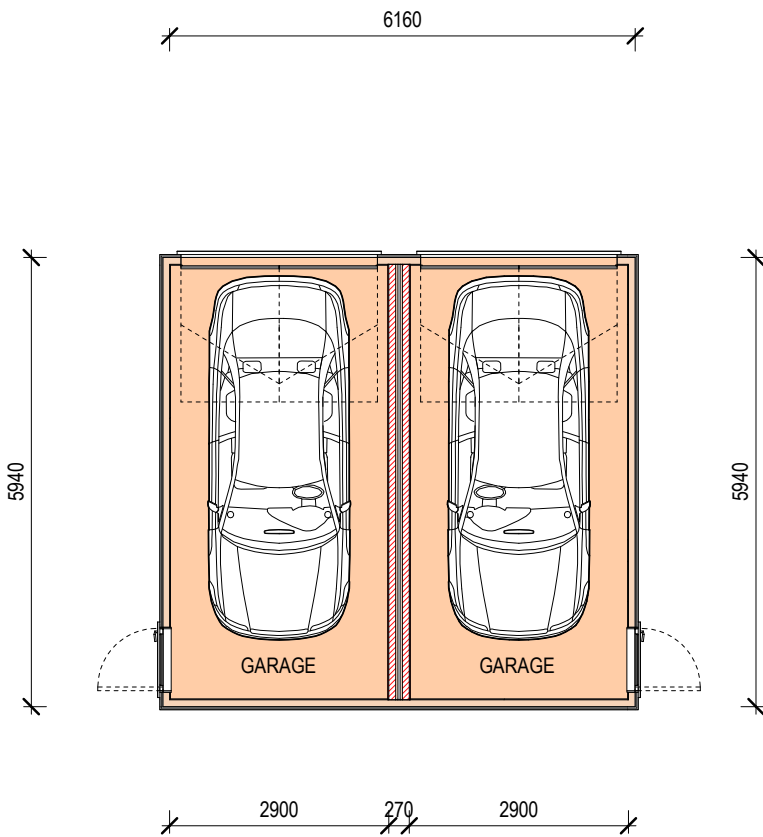
**New Subdivision at**  
14&14A Scott Road  
Hobsonville  
Auckland 0618

**TYPE T-D1D2 - ELEVATIONS**

purpose	
proj no	BA2022019
scale	1 : 100 @A3
status	RC

dwn	BA	dwg no	A-5001	issue	0
-----	----	--------	--------	-------	---

Do not scale this drawing. Verify all dimensions on commencing any work. Copyright © This drawing property of Basalt Architecture Ltd. Reproduction in whole or in part without prior consent is forbidden.

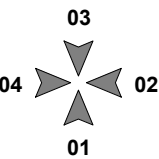


1

Ground Floor

1 : 100

GROUND FLOOR AREA: 37M<sup>2</sup>  
TOTAL AREA: 37M<sup>2</sup>



ISSUE	DATE	REVISION
0	27/10/2022	S92

**New Subdivision at**  
14&14A Scott Road  
Hobsonville  
Auckland 0618

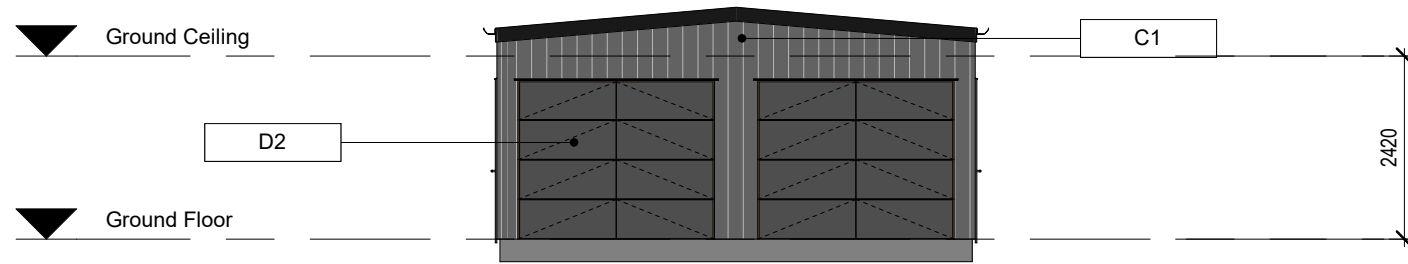
**TYPE GARAGE - UNIT PLAN**

<b>purpose</b>	
<b>proj no</b>	BA2022019
<b>scale</b>	1 : 100 @A3
<b>status</b>	RC

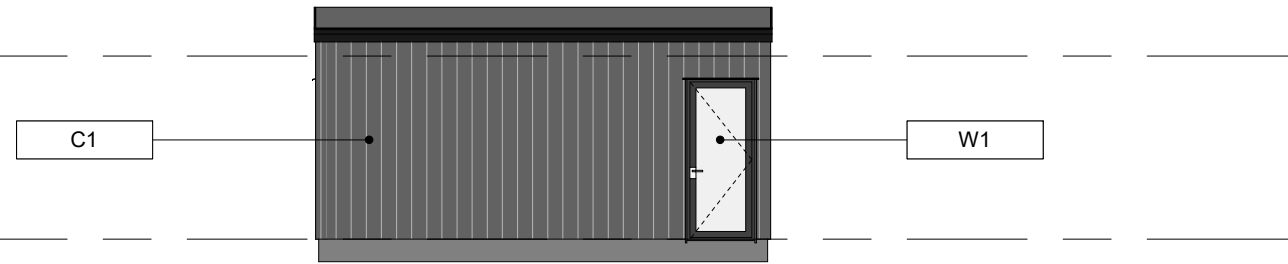
<b>dwn</b>	BA	<b>dwg no</b>	A-5000	<b>issue</b>	0
------------	----	---------------	--------	--------------	---

Do not scale this drawing. Verify all dimensions on commencing any work. Copyright © This drawing property of Basalt Architecture Ltd. Reproduction in whole or in part without prior consent is forbidden.

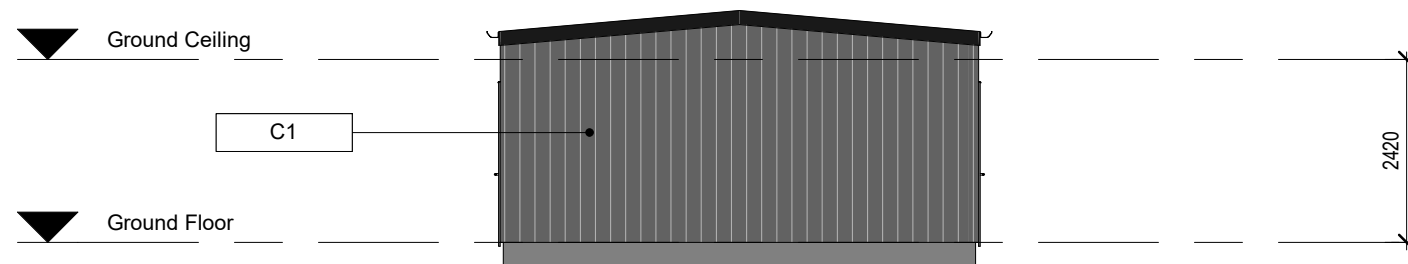
**BASALT ARCHITECTURE**  
INFO@BASALTARCHITECTURE.COM



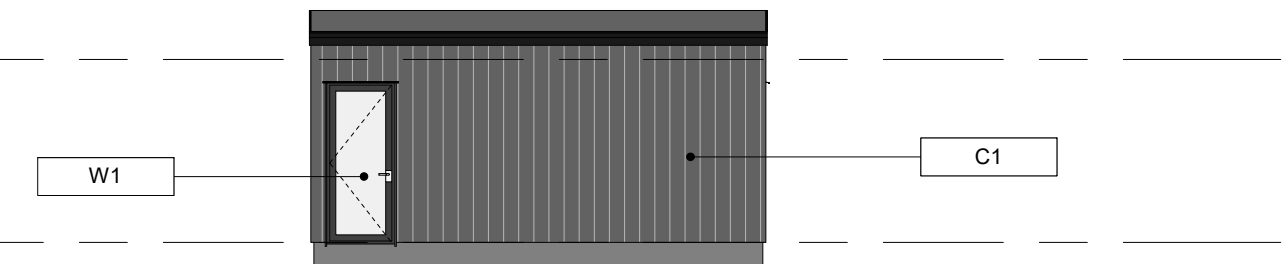
1 Elevation 01  
1 : 100



2 Elevation 02  
1 : 100



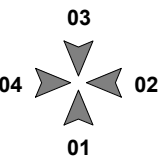
3 Elevation 03  
1 : 100



4 Elevation 04  
1 : 100

Key Notes

C1	Wall Cladding: Fibre Cement vertical weatherboard (Dark Grey)
D2	Garage Door
W1	Aluminium Joinery



0	27/10/2022	S92
ISSUE	DATE	REVISION

**New Subdivision at**  
14&14A Scott Road  
Hobsonville  
Auckland 0618

**TYPE GARAGE - ELEVATIONS**

purpose	
proj no	BA2022019
scale	1 : 100 @A3
status	RC

dwn	BA	dwg no	A-5001	issue	0
-----	----	--------	--------	-------	---

Do not scale this drawing. Verify all dimensions on commencing any work. Copyright © This drawing property of Basalt Architecture Ltd. Reproduction in whole or in part without prior consent is forbidden.

**BASALT ARCHITECTURE**  
INFO@BASALTARCHITECTURE.COM